



US00D603254S

(12) **United States Design Patent**
Hogenbirk

(10) **Patent No.:** **US D603,254 S**

(45) **Date of Patent:** **** Nov. 3, 2009**

(54) **PORTION OF A RAZOR PACKAGE**

(75) **Inventor:** **Lambert John Hogenbirk**, Mississauga (CA)

(73) **Assignee:** **Eveready Battery company, Inc.**, St. Louis, MO (US)

(**) **Term:** **14 Years**

(21) **Appl. No.:** **29/335,494**

(22) **Filed:** **Apr. 16, 2009**

(51) **LOC (9) Cl.** **09-03**

(52) **U.S. Cl.** **D9/425; D9/418**

(58) **Field of Classification Search** D9/414-416, D9/418-420, 423-428, 430-432, 434; D7/354, D7/396.1, 392.1, 394, 538, 543-545, 550.1, D7/551, 554.3, 587, 566, 584, 586, 629, 667; 220/4.22-4.24, 574, 604-608, 659, 675, 220/781-782, 793, 835, 839, DIG. 14; 206/119, 206/213, 278, 470, 508, 545, 763, 775, 806; 229/117.9, 406; 219/725, 735

See application file for complete search history.

(56) **References Cited**

U.S. PATENT DOCUMENTS

- D227,232 S * 6/1973 Glaberson et al. D9/748
- D313,175 S * 12/1990 Motta et al. D9/721
- D326,612 S * 6/1992 Selame D9/415
- D329,600 S * 9/1992 LaJoie D9/418
- D352,236 S * 11/1994 Althaus D9/415
- 5,429,241 A * 7/1995 Althaus 206/471
- D364,739 S * 12/1995 Okamoto et al. D3/263
- 6,276,529 B1 * 8/2001 Feehan, Jr. 206/469

- D480,638 S * 10/2003 Lee D9/415
- D498,139 S * 11/2004 Haggerty et al. D9/417
- D511,105 S * 11/2005 Dominesey et al. D9/748
- D522,380 S * 6/2006 Dibnah et al. D9/715
- D586,651 S * 2/2009 Klauder et al. D9/418
- D593,404 S * 6/2009 Lee D9/415
- D593,854 S * 6/2009 Casanova et al. D9/415

OTHER PUBLICATIONS

Image downloaded from web page <http://www.quattroforwomen.com/product_razor.php>. Web page created on or about Feb. 25, 2009.

* cited by examiner

Primary Examiner—Philip S Hyder

Assistant Examiner—Susan E Krakower

(74) *Attorney, Agent, or Firm*—Energizer Personal Care, LLC.

(57) **CLAIM**

The ornamental design for a portion of a razor package, as shown and described.

DESCRIPTION

FIG. 1 is an upper front perspective view of the portion of a razor package.

FIG. 2 is a front view thereof.

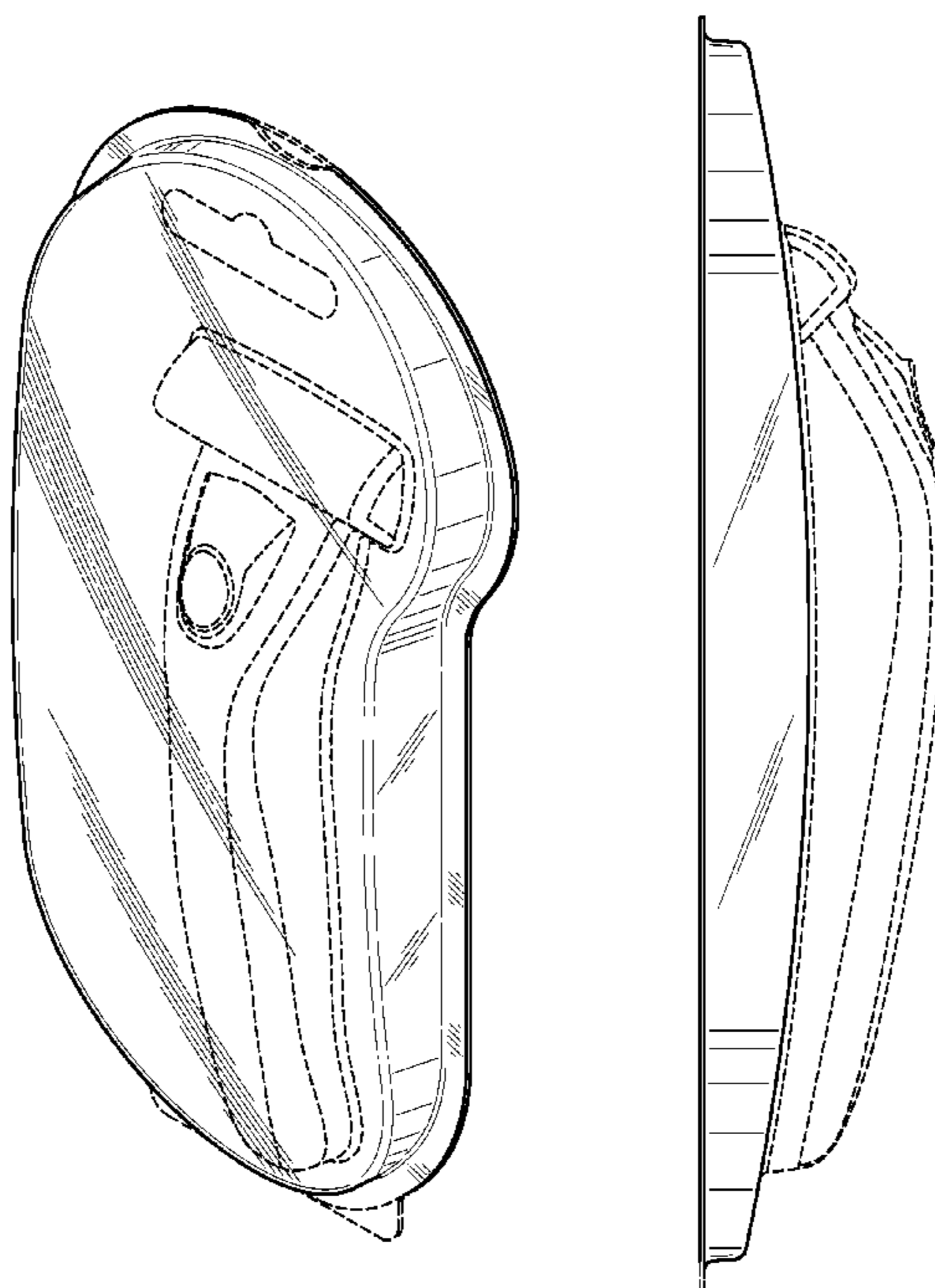
FIG. 3 is a right view thereof.

FIG. 4 is a left view thereof; and,

FIG. 5 is a bottom end view thereof.

The portions of the drawings shown in broken lines represent environmental structure and form no part of the claimed design.

1 Claim, 4 Drawing Sheets



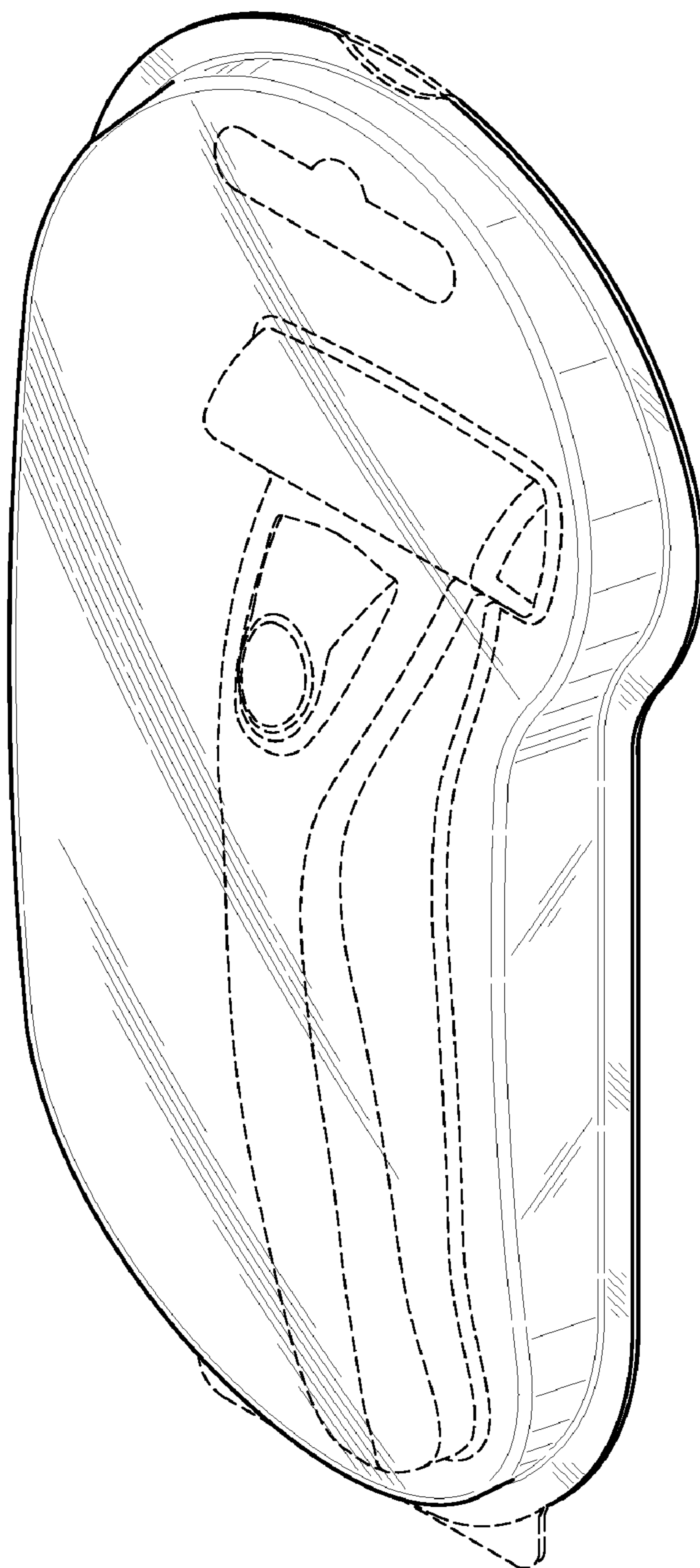


FIG. 1

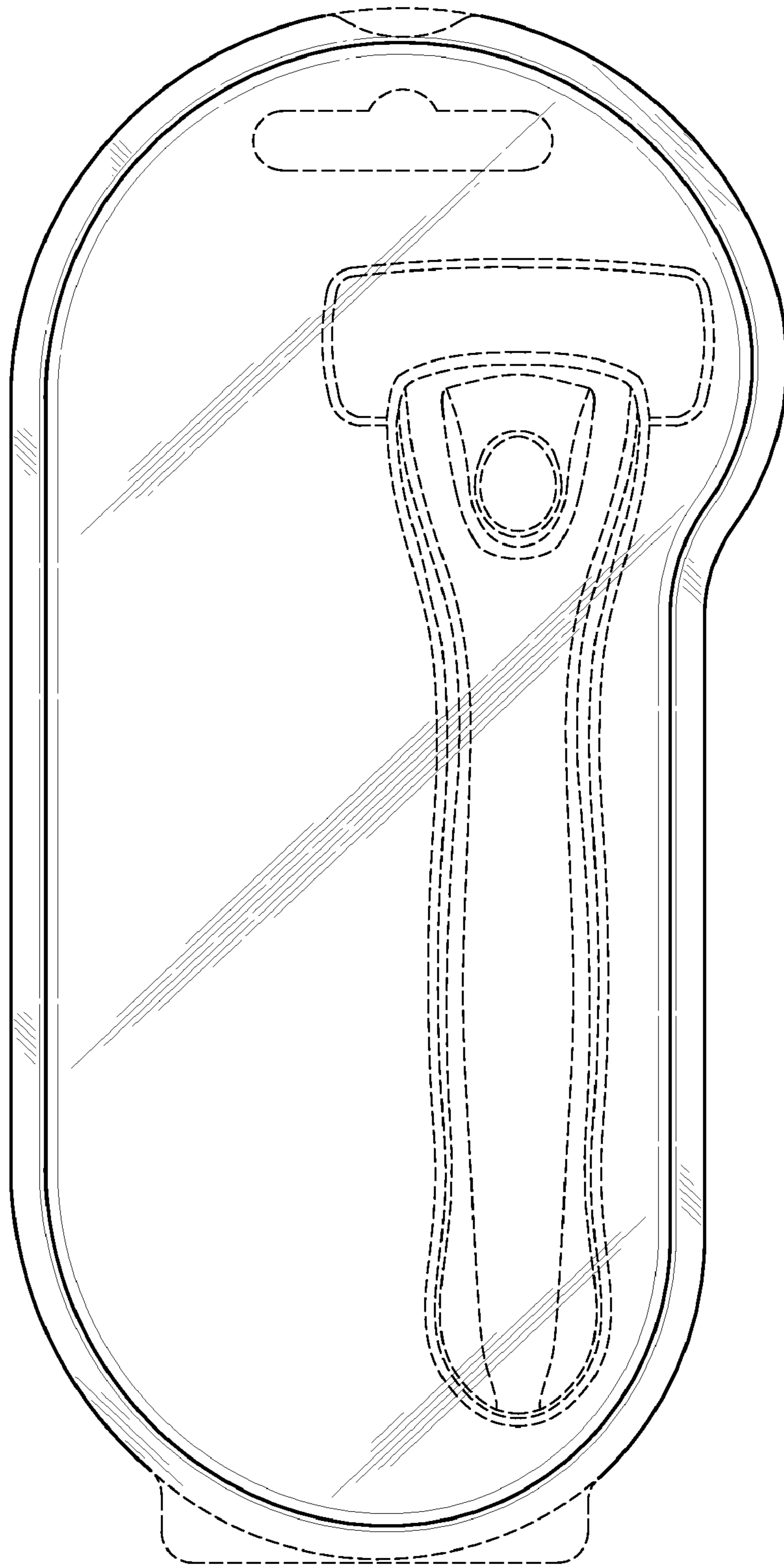


FIG. 2

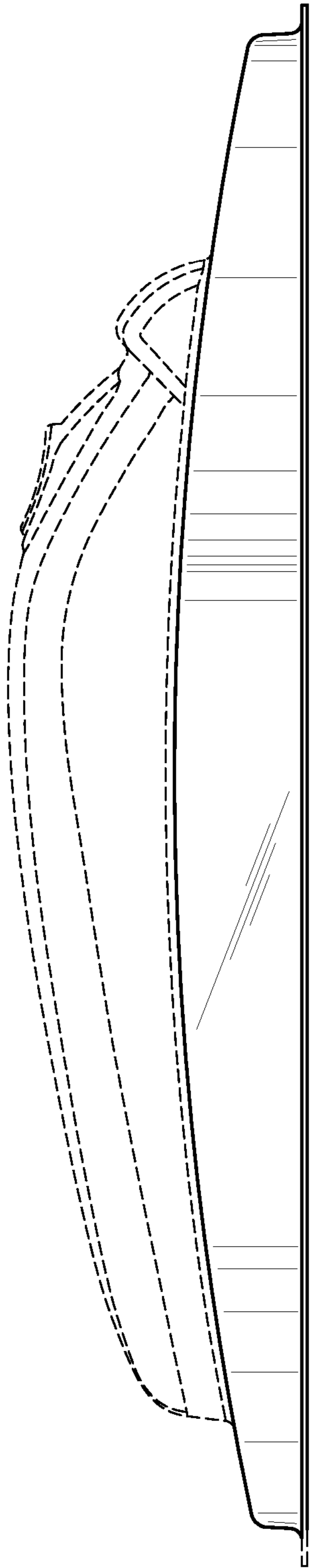


FIG. 3

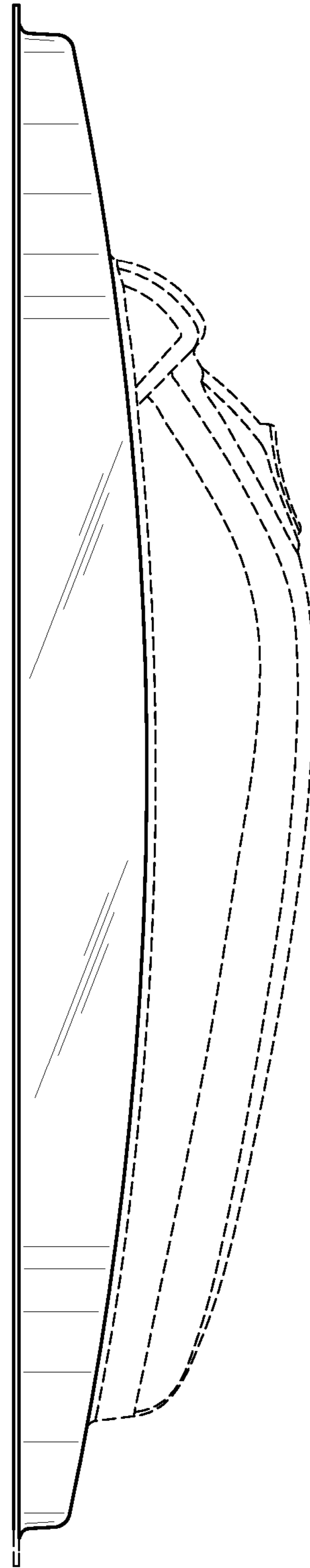


FIG. 4

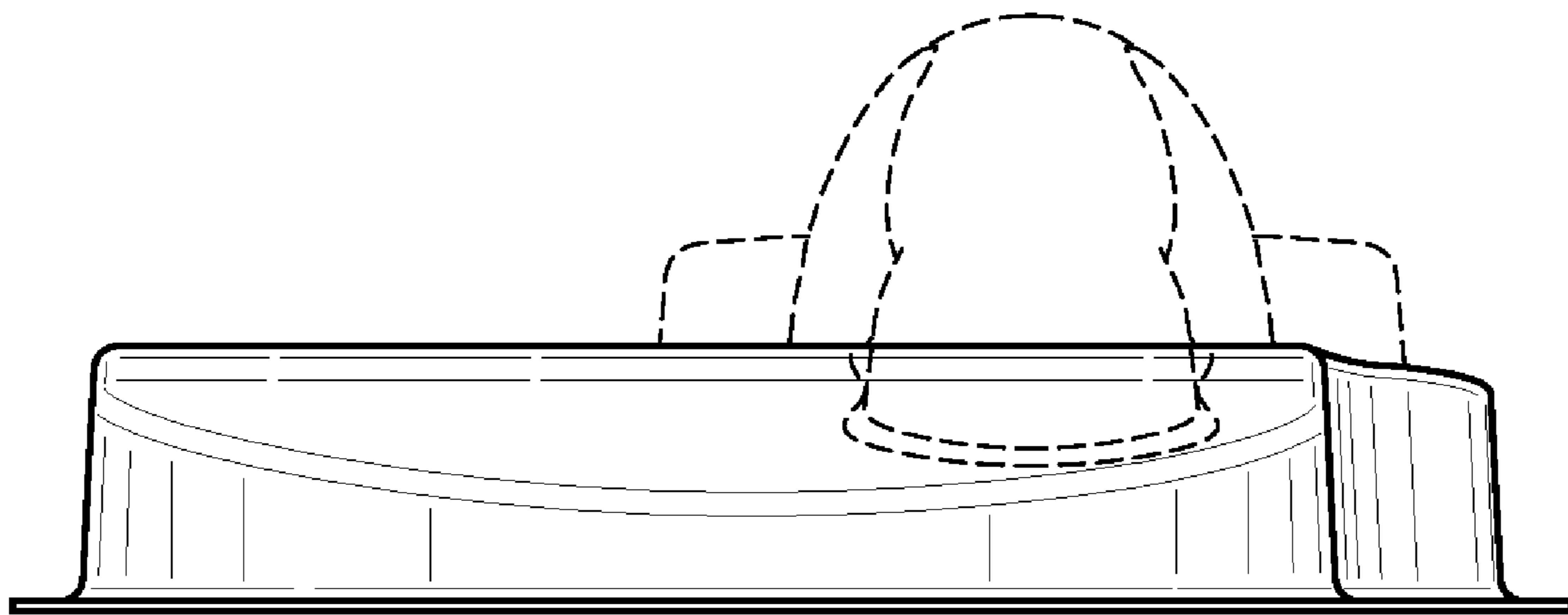


FIG. 5