



US00D603252S

(12) **United States Design Patent**
Shelton, Sr.

(10) **Patent No.:** **US D603,252 S**
(45) **Date of Patent:** **** Nov. 3, 2009**

(54) **DOOR SECURING DEVICE**

D429,286 S * 8/2000 Luciani et al. D20/42
D477,368 S * 7/2003 Massey D20/27

(76) Inventor: **Curtis O’Neal Shelton, Sr.**, 1842
Palomino Dr., Clarksville, TN (US)
37042

* cited by examiner

Primary Examiner—Cathron C Brooks
Assistant Examiner—Barbara Fox
(74) *Attorney, Agent, or Firm*—David D. Winters

(**) Term: **14 Years**

(21) Appl. No.: **29/308,790**

(57) **CLAIM**

(22) Filed: **Jul. 8, 2008**

The ornamental design for “door securing device,” as shown and described.

(51) **LOC (9) Cl.** **08-09**

(52) **U.S. Cl.** **D8/402**

(58) **Field of Classification Search** D8/400–499;
16/86 B, 85, 137, 342, 375, 82 R, 82, 86 A;
292/251.5, 340, 17, DIG. 15

DESCRIPTION

See application file for complete search history.

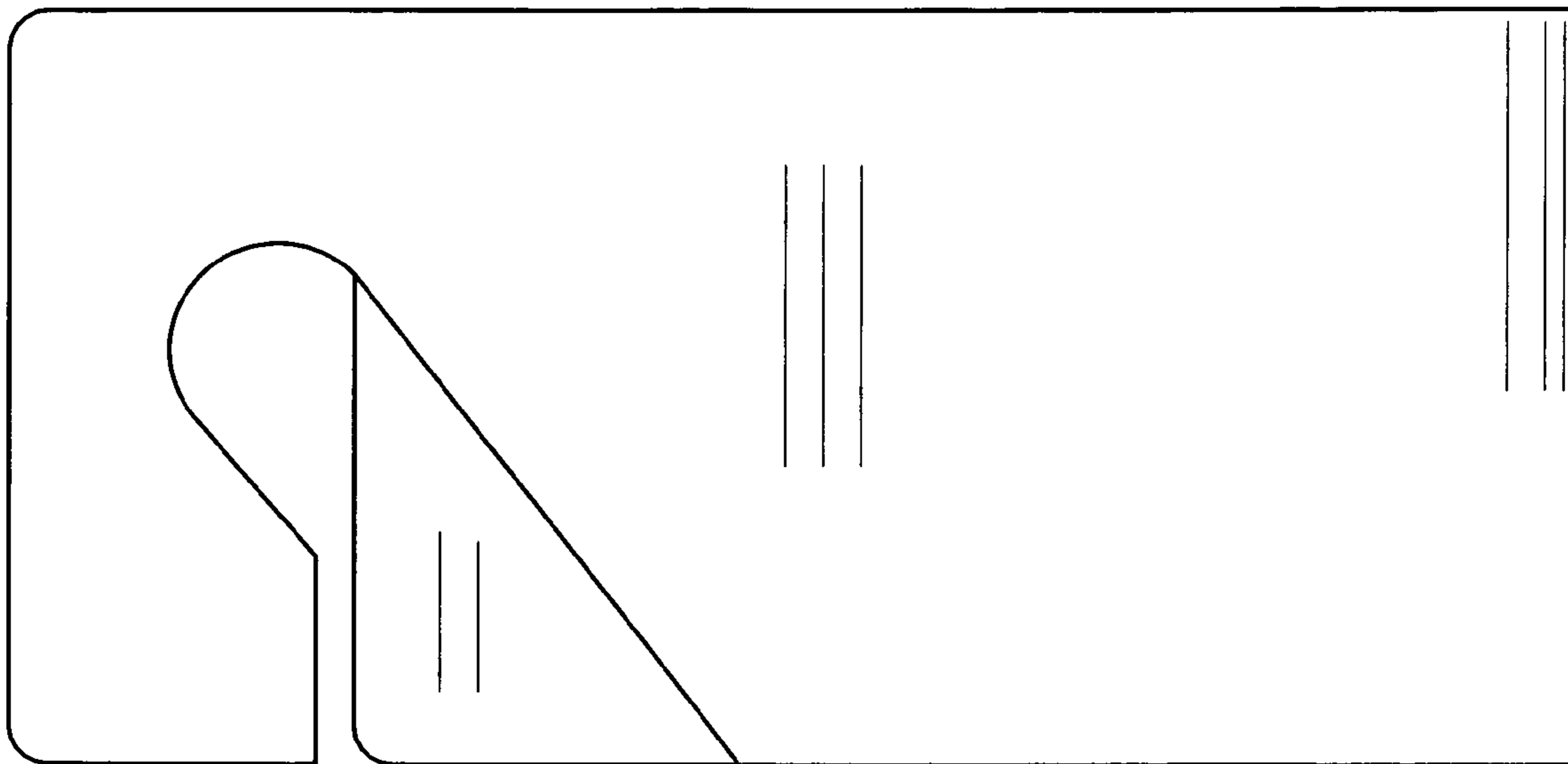
FIG. 1 is a front view of the door securing device.
FIG. 2 is a back view of the door securing device.
FIG. 3 is a top view of the door securing device.
FIG. 4 is a bottom view of the door securing device.
FIG. 5 is a right side view of the door securing device; and,
FIG. 6 is a left side view of the door securing device.

(56) **References Cited**

U.S. PATENT DOCUMENTS

854,209 A * 5/1907 Goss 248/205.1
D274,978 S * 8/1984 Preisler D8/349
5,897,088 A * 4/1999 Kirschner 248/300

1 Claim, 2 Drawing Sheets



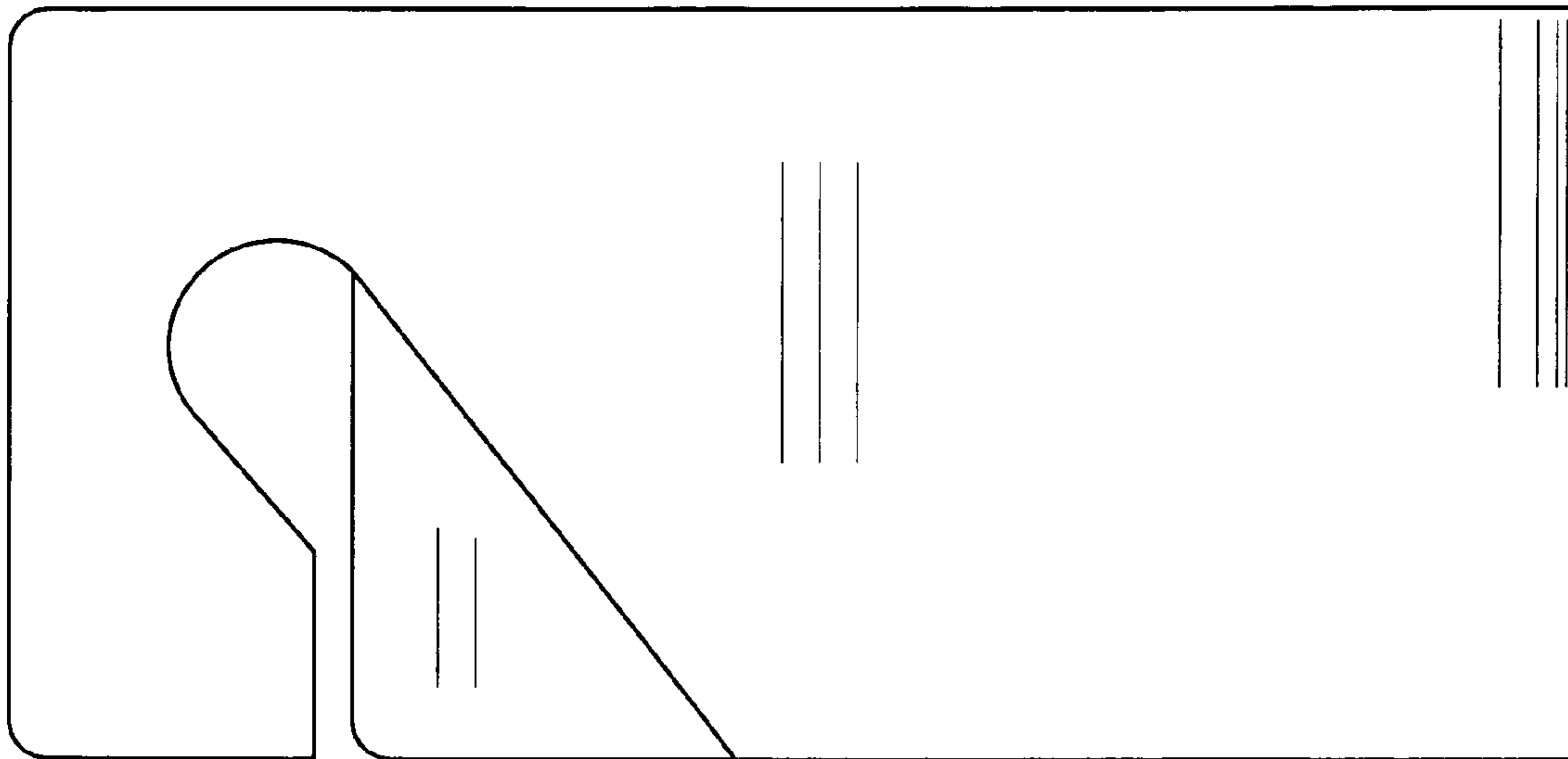


Fig 1

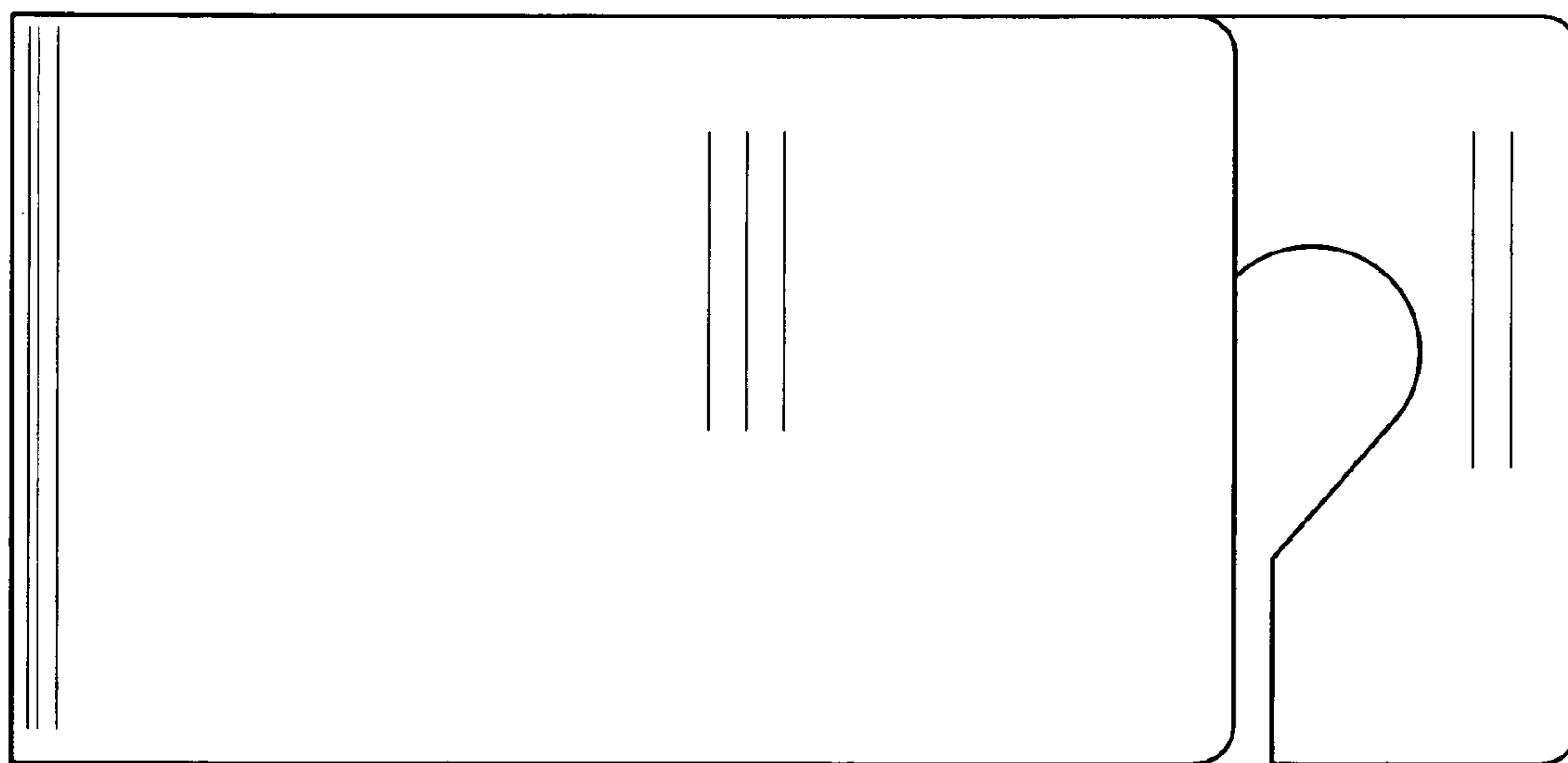


Fig 2




Fig 3




Fig 4




Fig 5




Fig 6