



US00D603242S

(12) **United States Design Patent**
Koskela

(10) **Patent No.:** **US D603,242 S**

(45) **Date of Patent:** **** Nov. 3, 2009**

(54) **CABINET HANDLE**

(75) Inventor: **Lisa Kay Koskela**, Grand Rapids, MI
(US)

(73) Assignee: **Belwith Products, LLC**, Grandville, MI
(US)

(**) Term: **14 Years**

(21) Appl. No.: **29/332,374**

(22) Filed: **Feb. 13, 2009**

(51) **LOC (9) Cl.** **08-06**

(52) **U.S. Cl.** **D8/307; D8/305**

(58) **Field of Classification Search** D8/300-302,
D8/305, 313-321, DIG. 1, 307; D6/633;
D7/393; D3/291, 318; D23/250-254; 292/347,
292/336.3; 16/101.1, 412, 414-420, 443-446,
16/441, 110 R, 111 R, DIG. 19, DIG. 20
See application file for complete search history.

(56) **References Cited**

U.S. PATENT DOCUMENTS

D540,142 S * 4/2007 Rexach D8/307
D563,193 S * 3/2008 Lowe D8/307

D567,058 S * 4/2008 Tor Verges D8/307
D568,712 S * 5/2008 Ricereto D8/305
D568,713 S * 5/2008 Ricereto D8/305
D570,184 S * 6/2008 Ricereto D8/307
D579,303 S * 10/2008 Schneider D8/307
D580,733 S * 11/2008 Hanes D8/307
D582,245 S * 12/2008 Collins D8/305

* cited by examiner

Primary Examiner—Stella M Reid

Assistant Examiner—Mark A Goodwin

(74) *Attorney, Agent, or Firm*—Perman & Green, LLP

(57) **CLAIM**

The ornamental design for a cabinet handle, as shown and described.

DESCRIPTION

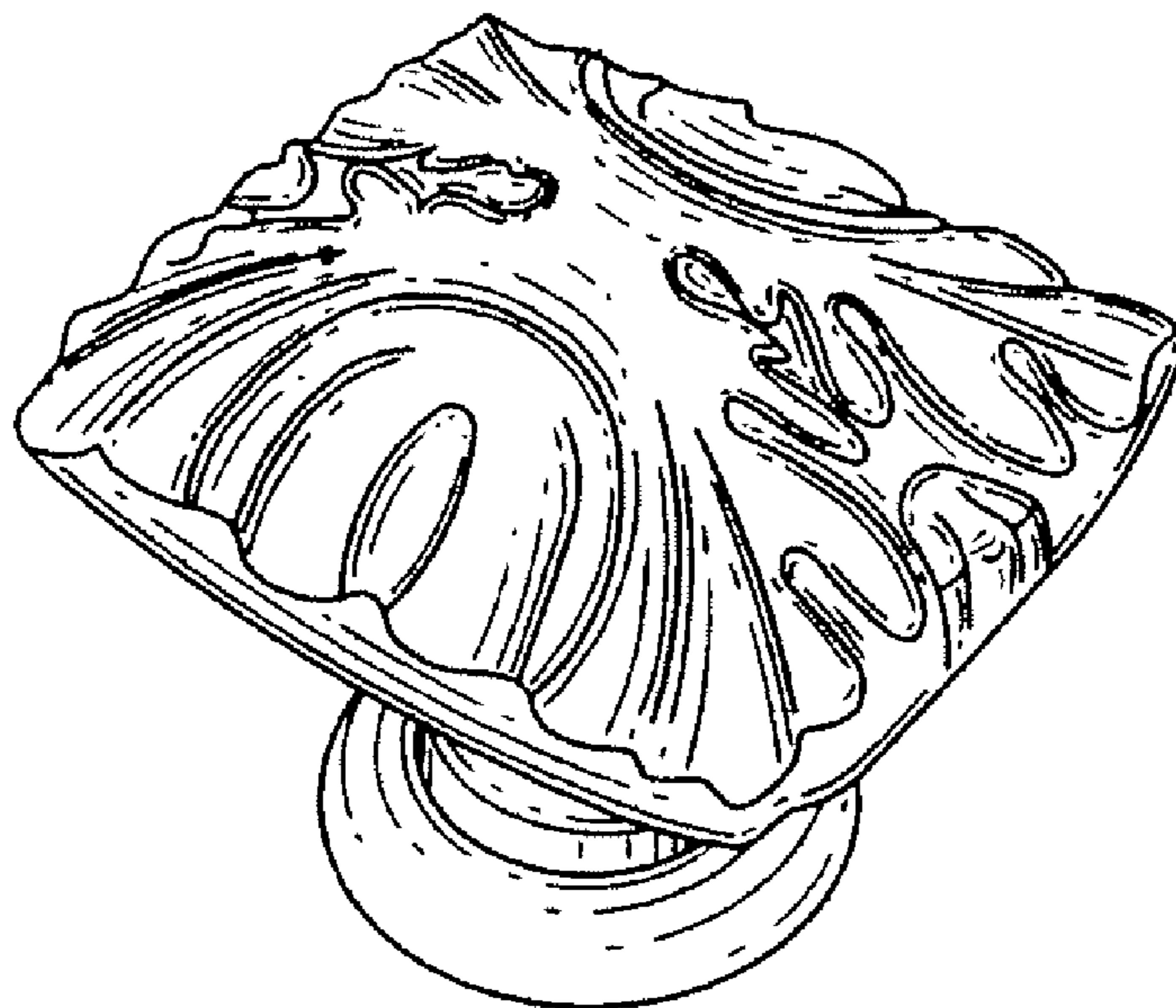
FIG. 1 is a top front side perspective view of a handle showing my new design.

FIG. 2 is a top elevation view thereof.

FIG. 3 is a side elevation view thereof; and,

FIG. 4 is a front view thereof.

1 Claim, 2 Drawing Sheets



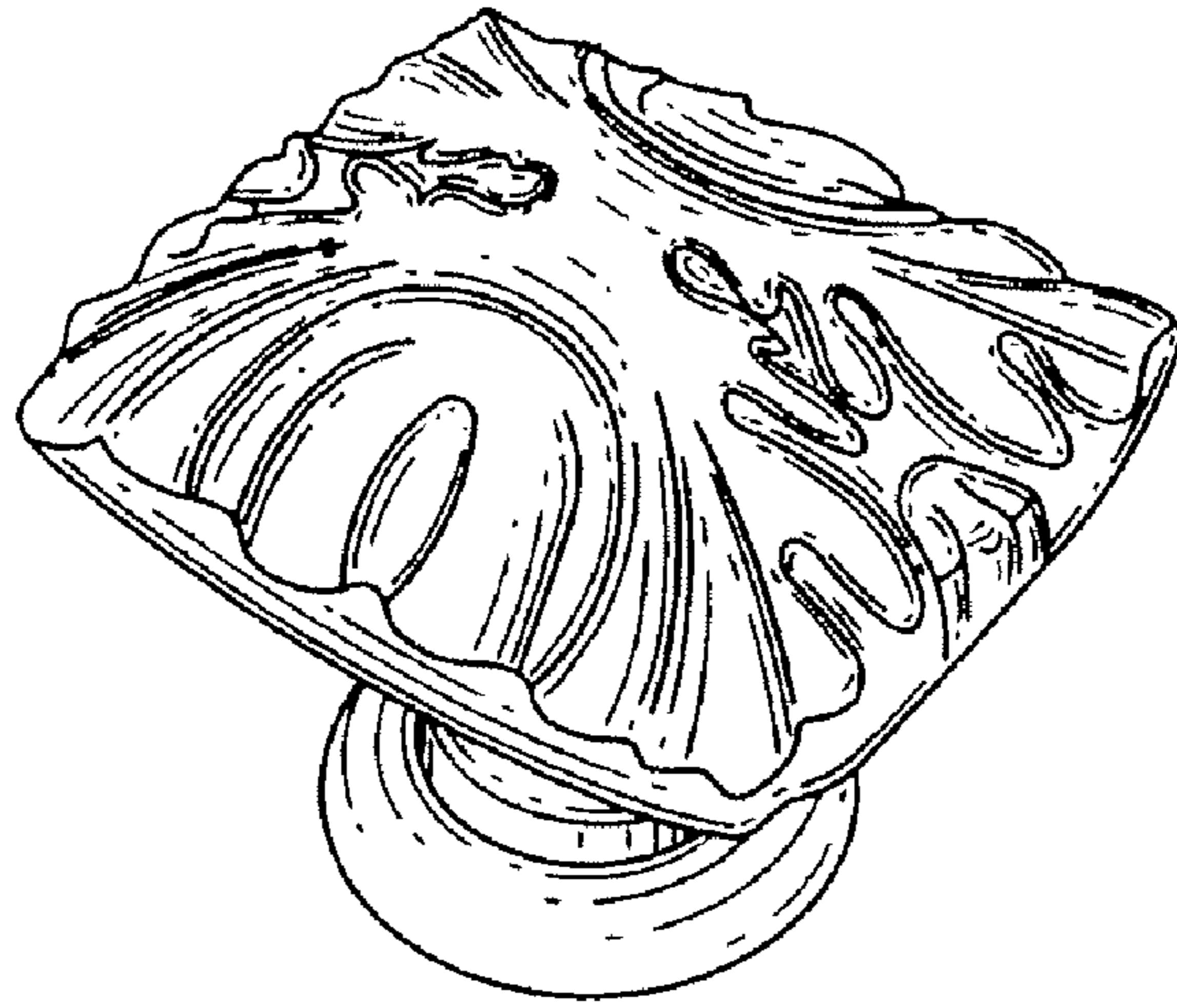


FIG. 1

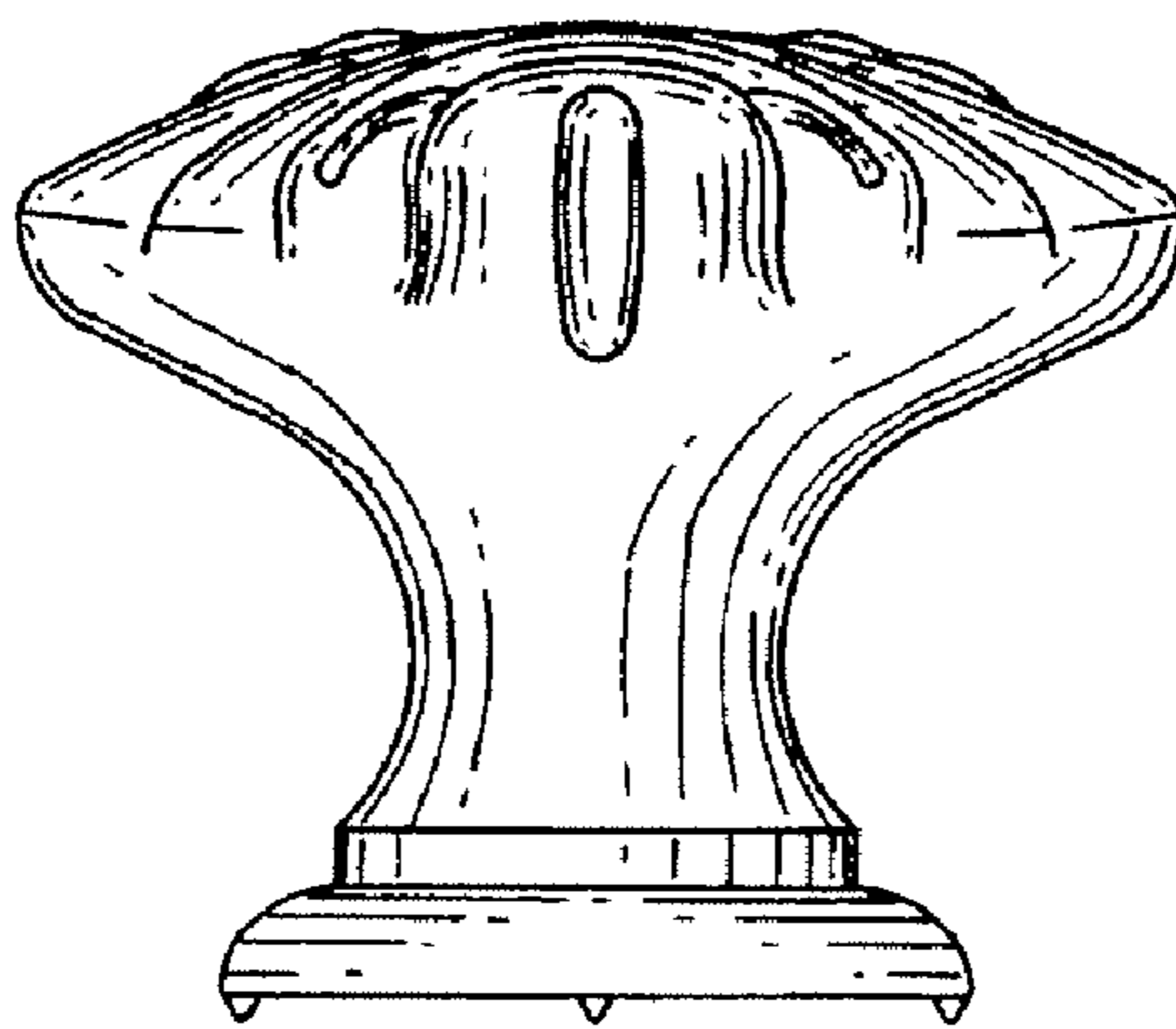


FIG. 2

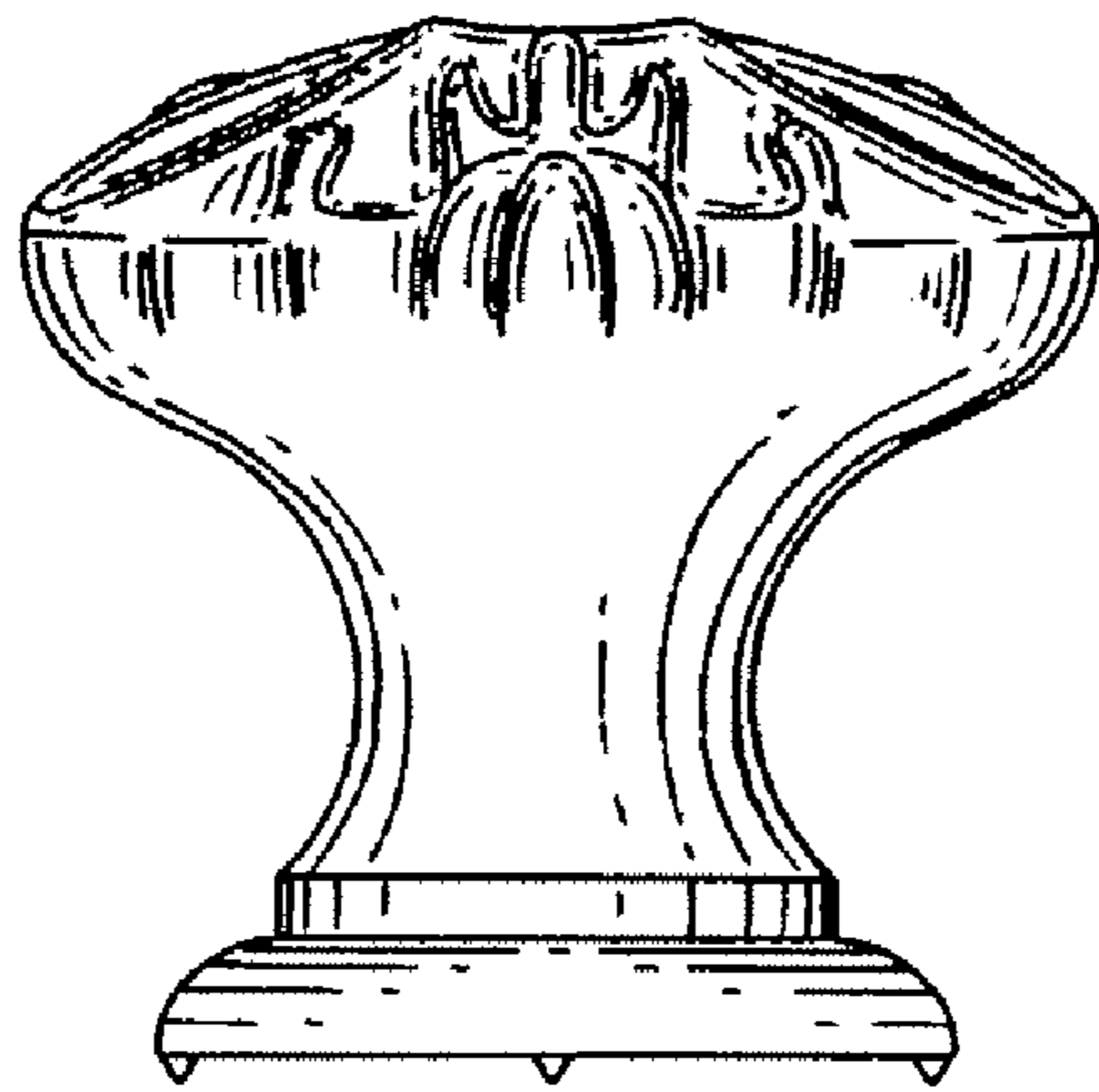


FIG. 3




FIG. 4