



US00D603225S

(12) **United States Design Patent**  
**Schinelli**

(10) **Patent No.:** **US D603,225 S**

(45) **Date of Patent:** **\*\* Nov. 3, 2009**

(54) **RECYCLED GLASS BOTTLE DISH**

(76) Inventor: **Lorraine Schinelli**, 1855 Vermack Ct.,  
Dunwoody, GA (US) 30338

(\*\*) Term: **14 Years**

(21) Appl. No.: **29/335,115**

(22) Filed: **Apr. 8, 2009**

(51) **LOC (9) Cl.** ..... **07-01**

(52) **U.S. Cl.** ..... **D7/571; D7/551.1; D7/564**

(58) **Field of Classification Search** ..... D7/543,  
D7/545, 546, 549, 550.1, 553.6, 554.1, 584,  
D7/586, 587, 564, 567, 520, 571; 206/507,  
206/557, 561-564, 565; 229/407; 220/574,  
220/659, 23.83; D9/457, 759, 520, 600;  
294/172

See application file for complete search history.

(56) **References Cited**

**U.S. PATENT DOCUMENTS**

D21,382 S *	3/1892	Hannold	.....	D9/520
D54,956 S *	4/1920	Reily	.....	D9/520
D66,931 S	3/1925	Farrell		
D75,872 S	7/1928	Rice		
D86,061 S	1/1932	Shepard		
D94,364 S *	1/1935	Schneider	.....	D9/520
D97,308 S *	10/1935	Sledge	.....	D7/559
D103,234 S	2/1937	Hoffheimer		
D120,125 S	4/1940	Korda		
D166,454 S	4/1952	De Sa Cardoso		
D172,245 S	5/1954	Netzler		
D174,831 S	5/1955	Nowak		
2,739,464 A	3/1956	Smith		

D190,437 S *	5/1961	Roper	.....	D7/564
D226,393 S	2/1973	Greenstein		
D229,005 S *	11/1973	Davis	.....	D7/564
D233,979 S	12/1974	Latorre		
D235,723 S	7/1975	Vorcheimer		
D249,218 S	9/1978	Mathison		
D305,592 S	1/1990	Harris		
D364,341 S	11/1995	Regenscheid		
D385,156 S	10/1997	Bouldstridge Balari		
D507,459 S	7/2005	Angeletti		
D564,883 S *	3/2008	Rica	.....	D9/520
D576,043 S *	9/2008	Rica	.....	D9/520

\* cited by examiner

*Primary Examiner*—Charles A Rademaker

(74) *Attorney, Agent, or Firm*—QuickPatents, Inc.; Kevin Prince

(57) **CLAIM**

I claim the ornamental design for a recycled glass bottle dish, as shown and described.

**DESCRIPTION**

FIG. 1 is a perspective view of a recycled glass bottle dish, showing my new design;

FIG. 2 is a front elevational view thereof;

FIG. 3 is a rear elevational view thereof;


FIG. 4 is a left-side elevational view thereof;

FIG. 5 is a left-side elevational view thereof;

FIG. 6 is a top plan view thereof; and,

FIG. 7 is a bottom plan view thereof.

**1 Claim, 3 Drawing Sheets**






FIG. 1

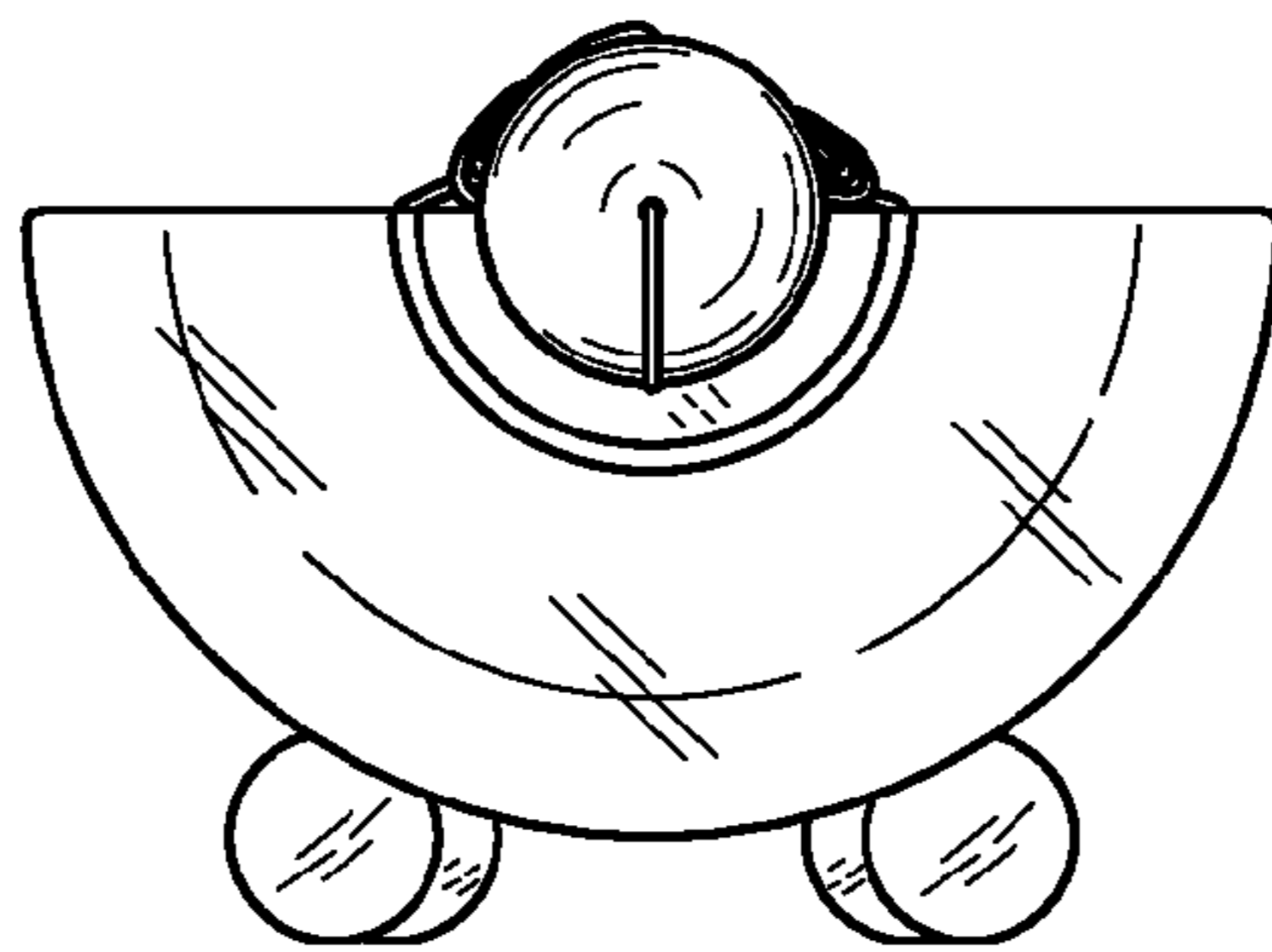


FIG. 2

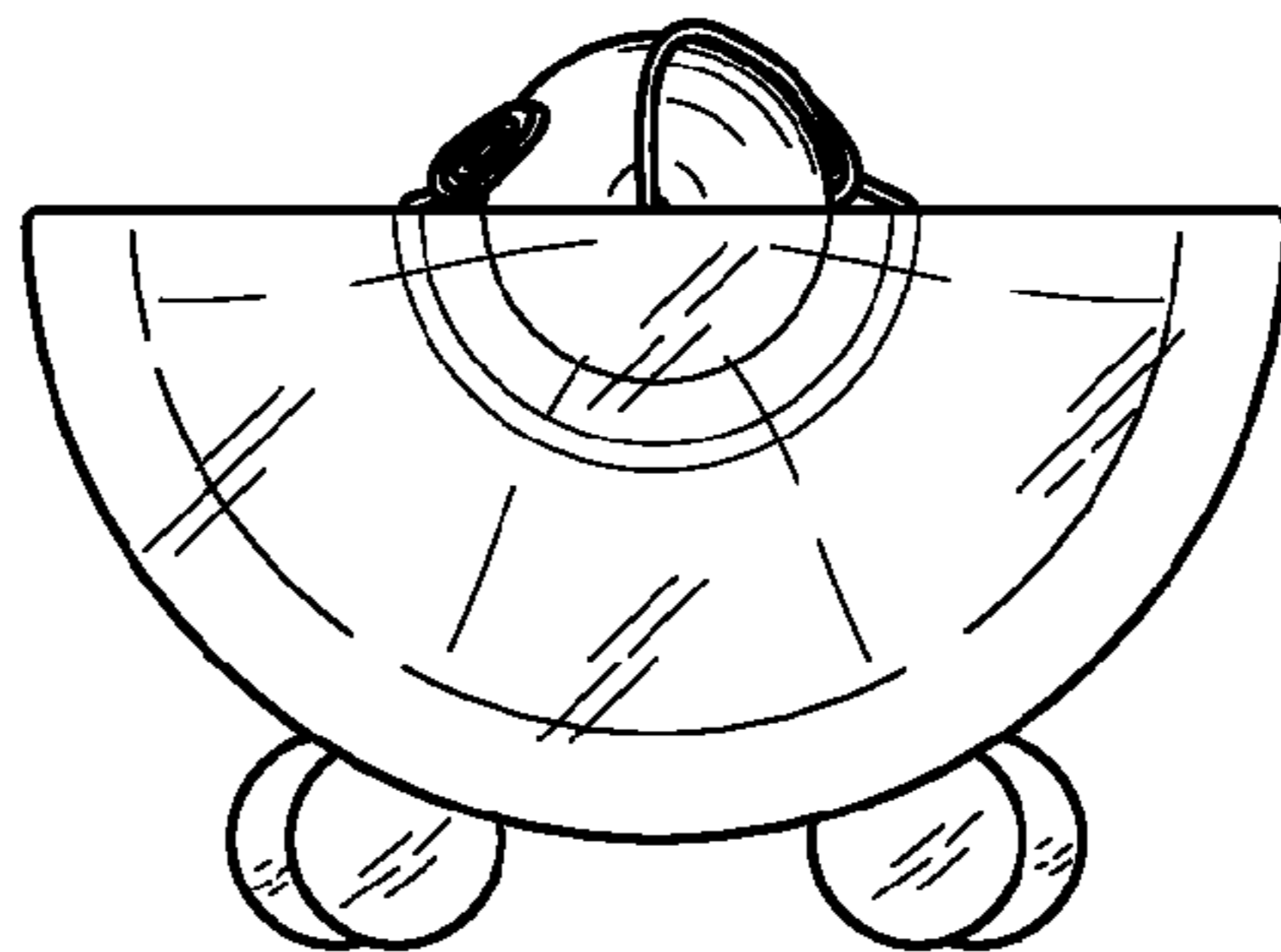


FIG. 3

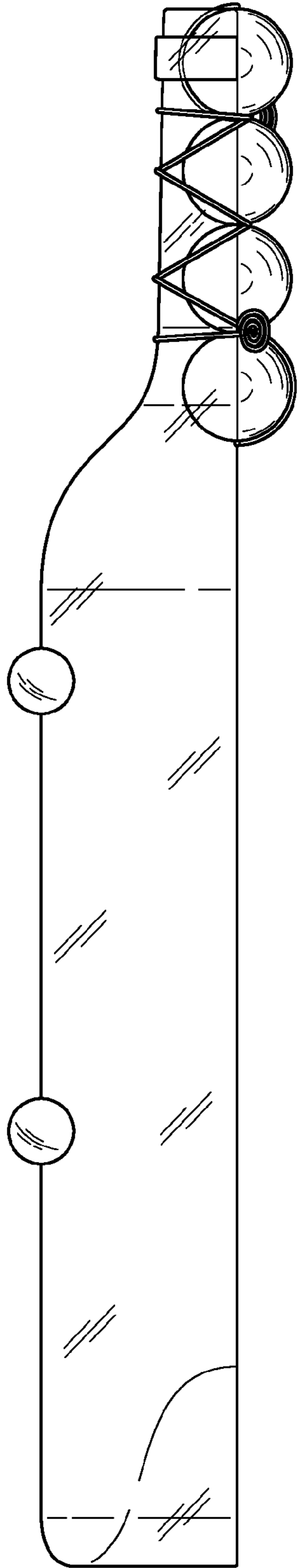


FIG. 4

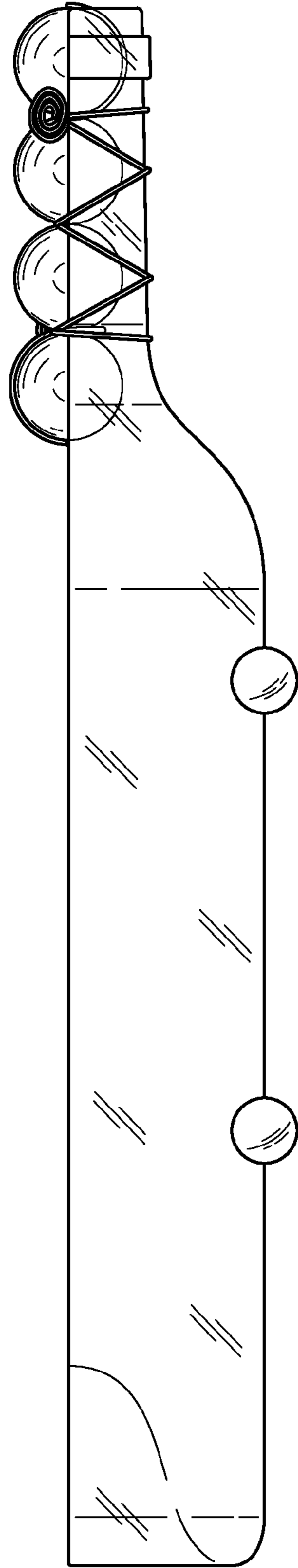


FIG. 5

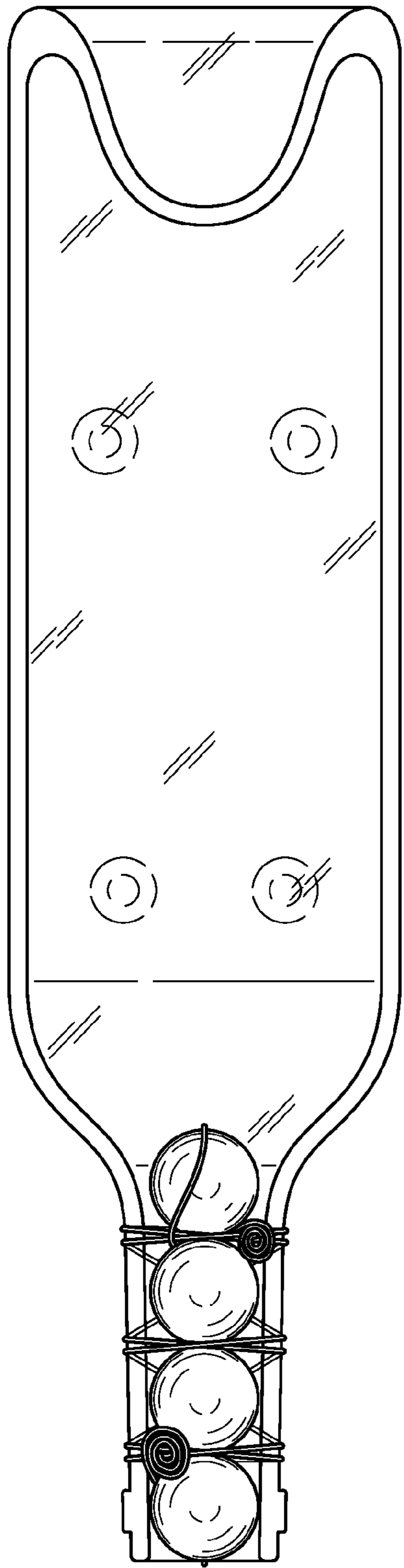


FIG. 6

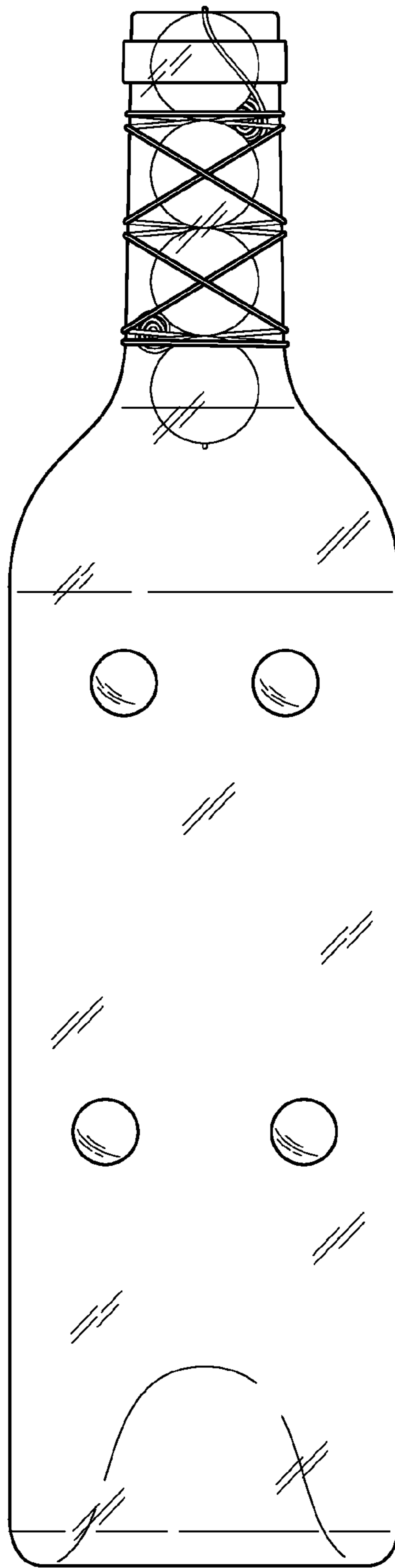


FIG. 7