



US00D603194S

(12) **United States Design Patent**  
**Da Silva Netto et al.**

(10) **Patent No.:** **US D603,194 S**  
(45) **Date of Patent:** **\*\* Nov. 3, 2009**

(54) **COVER FOR DENTAL CHAIR**

(76) Inventors: **Jose Fernandes Da Silva Netto**, Rua Imperador, 164, Floresta, Joinville, SC (BR) 89208-425; **Joelma Aparecida Mendes Marques**, Rua: Correia Pinto, 58 / Bairro, Costa e Silva, Joinville, SC (BR) 89220-330; **Austin Unsworth**, 132 Foggy Meadow La., Fort Mill, SC (US) 29708; **Andrew McIlven**, 16531 Falconry Way, Charlotte, NC (US) 28278; **Nathan Hemmer**, 562 Cotton Field Rd., Rock Hill, SC (US) 29732

(\*\*) Term: **14 Years**

(21) Appl. No.: **29/329,473**

(22) Filed: **Dec. 16, 2008**

(51) **LOC (9) Cl.** ..... **06-01**

(52) **U.S. Cl.** ..... **D6/500**

(58) **Field of Classification Search** ..... D6/334-336, D6/360-361, 365, 367, 371, 373, 379, 500-502; D24/178, 183; 297/316, 313, 330, 391, 396, 297/344.15, 344.17, 423.1, 423.18, 423.19, 297/271.1, 353, 354.1; 601/49, 86, 99, 98  
See application file for complete search history.

(56) **References Cited**

**U.S. PATENT DOCUMENTS**

D237,327 S *	10/1975	Collins et al. ....	D6/361
D267,987 S *	2/1983	Leffler et al. ....	D6/361
D347,946 S *	6/1994	Nordstrom et al. ....	D6/367
D405,284 S *	2/1999	van den Heuvel ....	D6/367
D420,225 S *	2/2000	Lamb et al. ....	D6/367
D462,189 S *	9/2002	Brockway et al. ....	D6/367

D525,443 S *	7/2006	Takahashi .....	D6/367
D536,896 S *	2/2007	Kawamura .....	D6/367
D565,315 S *	4/2008	Nielsen .....	D6/367
D565,855 S *	4/2008	Takahashi et al. ....	D6/367
D576,815 S *	9/2008	Hsieh .....	D6/367
D577,923 S *	10/2008	Kita .....	D6/367

**OTHER PUBLICATIONS**

KaVo ESTETICA E80 Brochure May 1, 2007.

\* cited by examiner

*Primary Examiner*—Caron Veynar

*Assistant Examiner*—Abraham Bahta

(74) *Attorney, Agent, or Firm*—Timothy H. Van Dyke; Beusse Wolter Sanks Mora & Maire

(57) **CLAIM**

The ornamental design for a cover for dental chair, as shown and described.

**DESCRIPTION**

FIG. 1 is a side elevational view of the cover for dental chair showing our new design;

FIG. 2 is a front, side perspective view thereof;

FIG. 3 is a bottom view thereof;

FIG. 4 is a top view thereof;

FIG. 5 is a side view thereof;

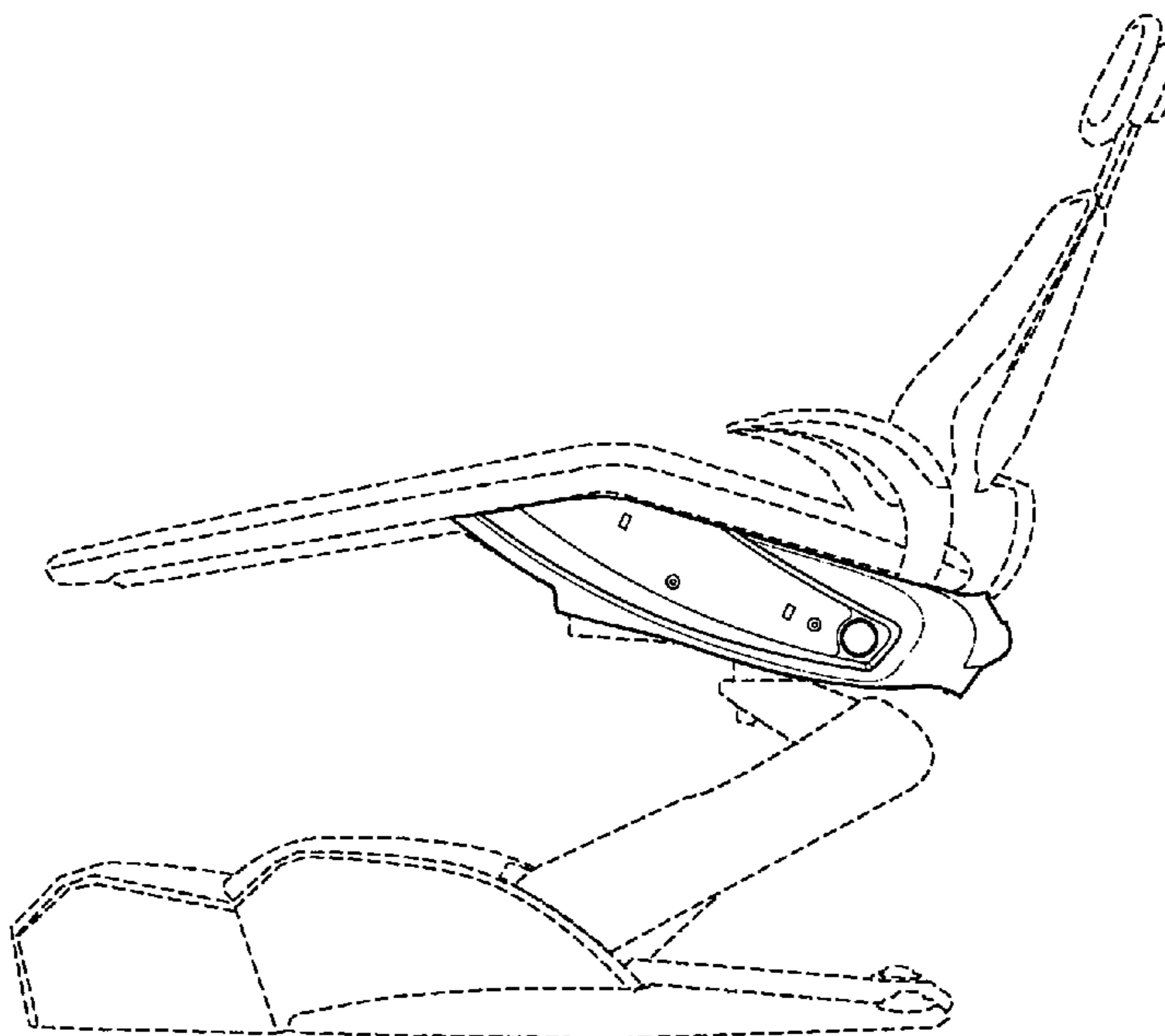
FIG. 6 is a back side view, which is the opposing side view of FIG. 5;

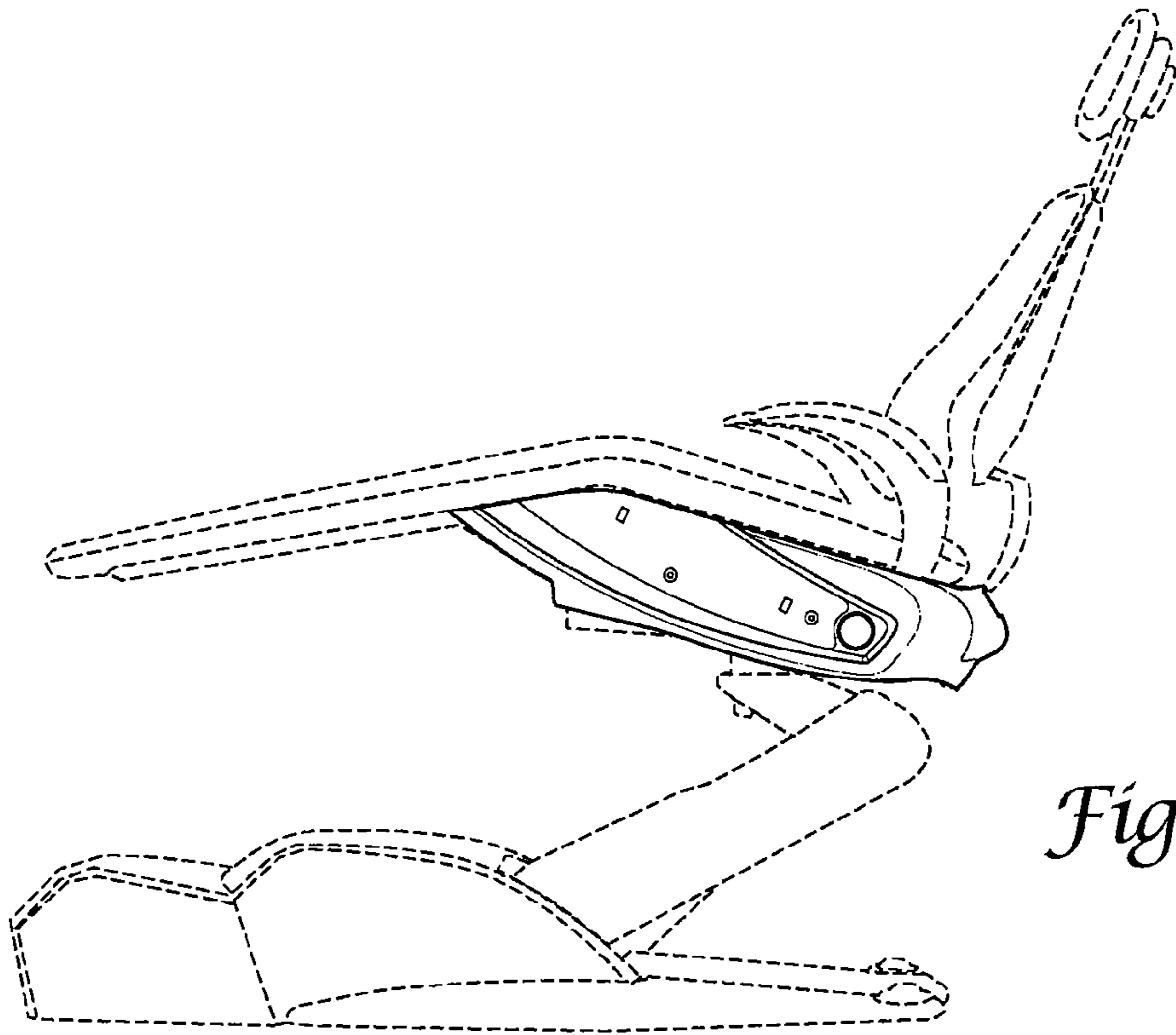
FIG. 7 is a rear elevational view thereof; and,

FIG. 8 is a front, elevational view thereof.

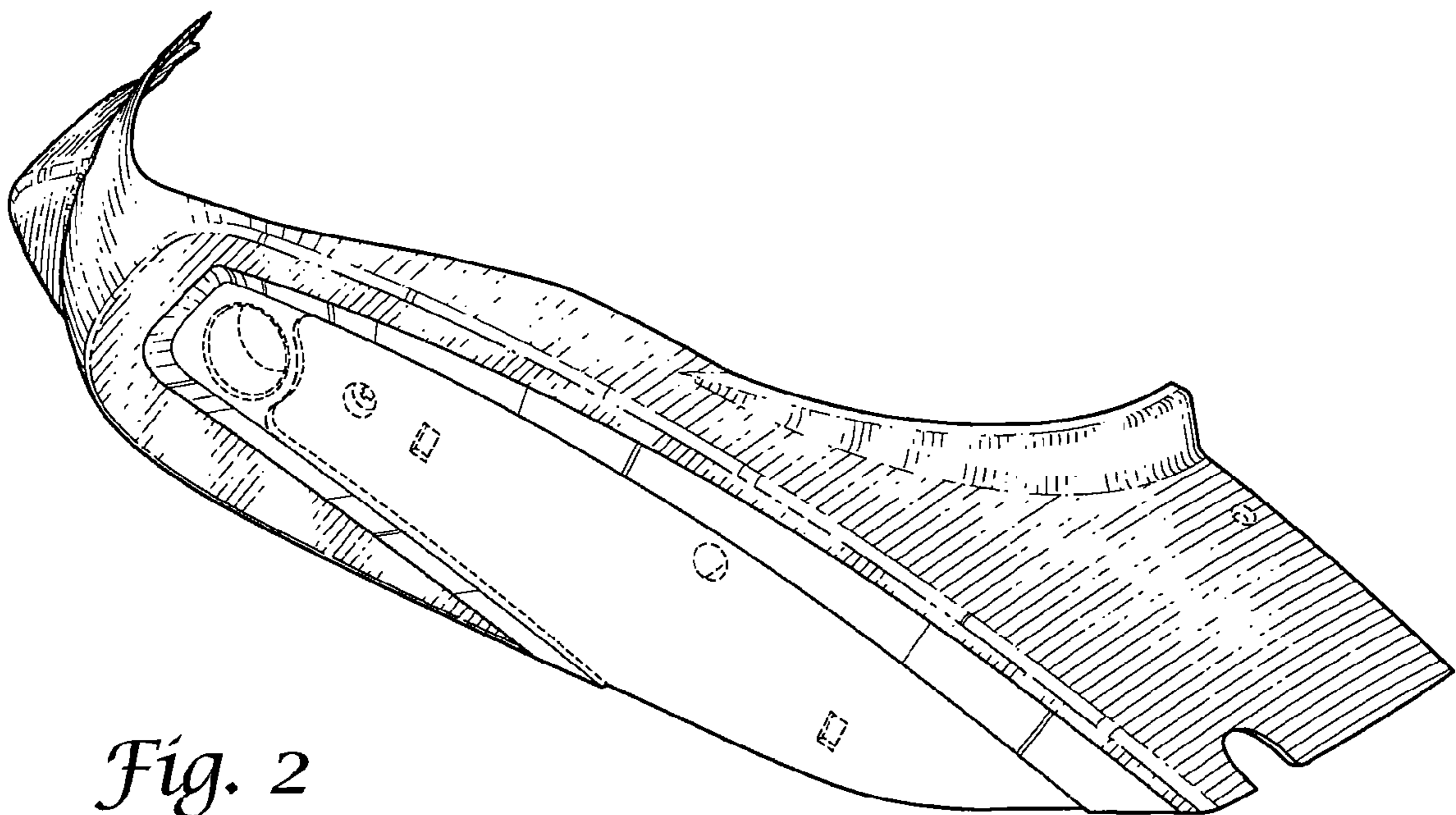
The broken lines shown in the drawings are for illustrative purposes only and form no part of the claimed design.

**1 Claim, 4 Drawing Sheets**

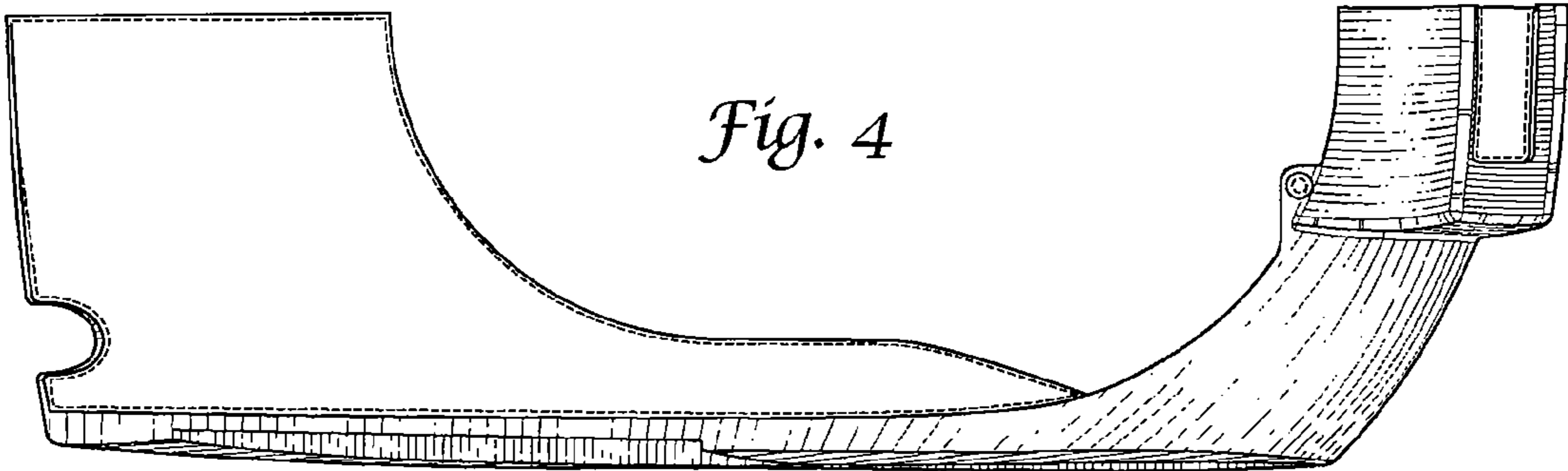
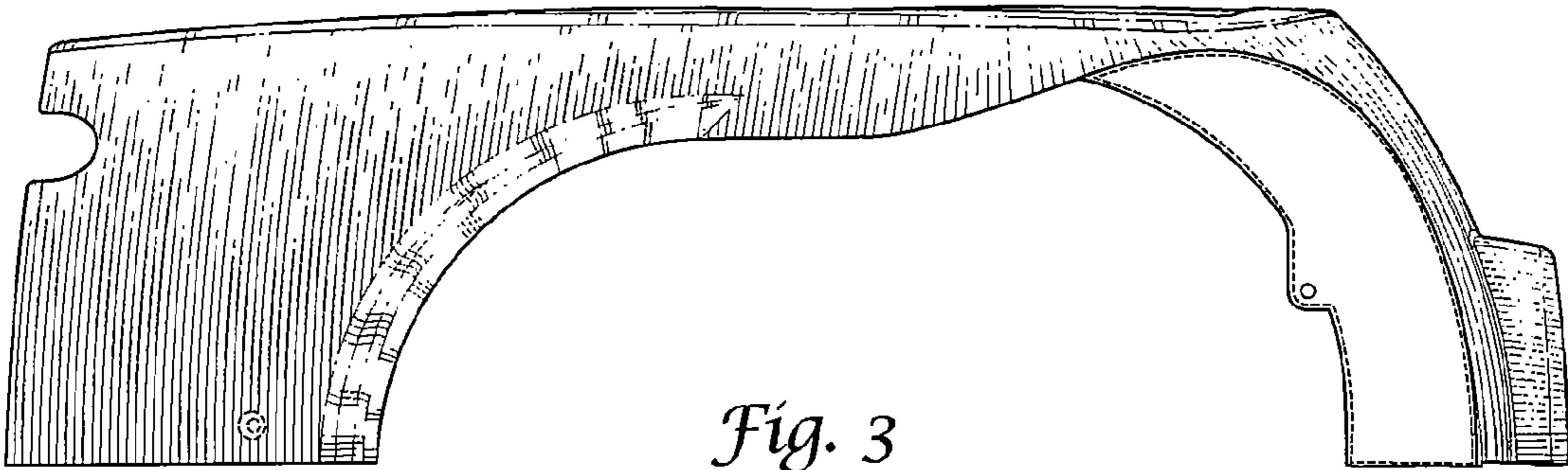


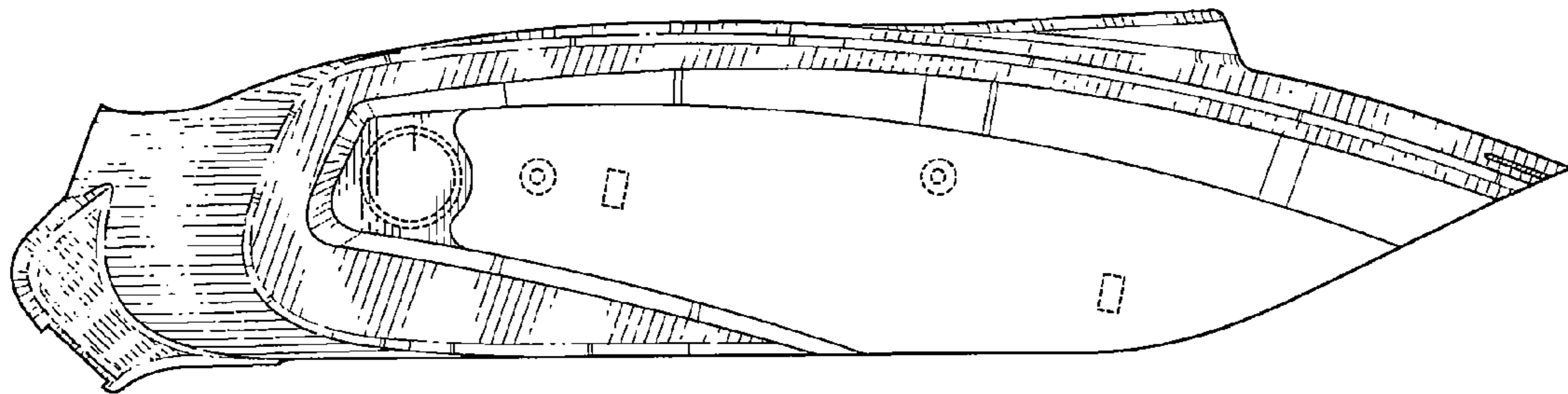


*Fig. 1*

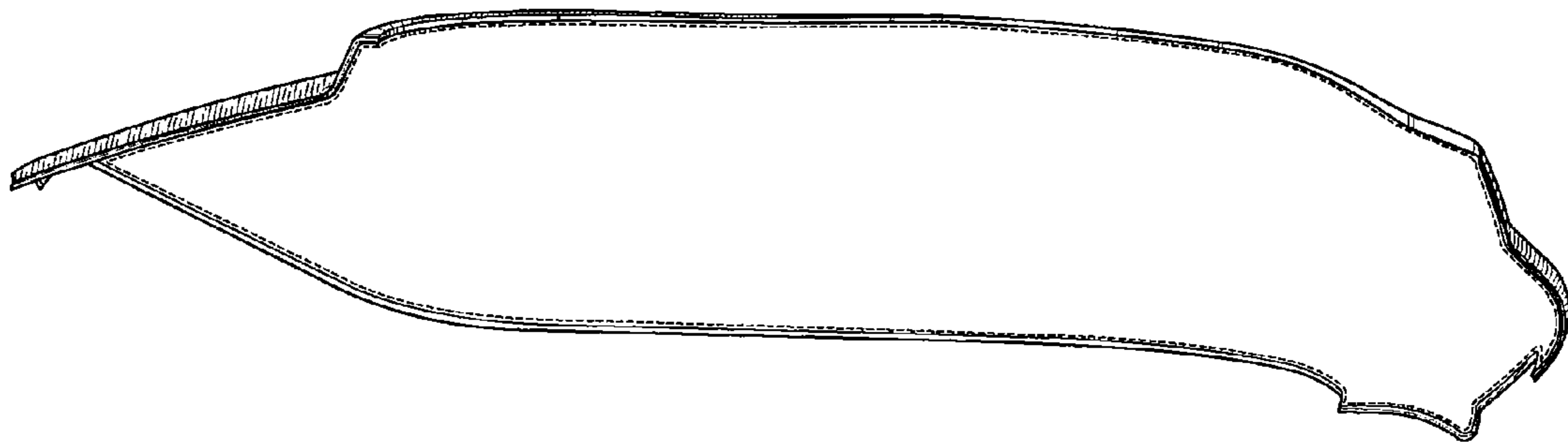


*Fig. 2*

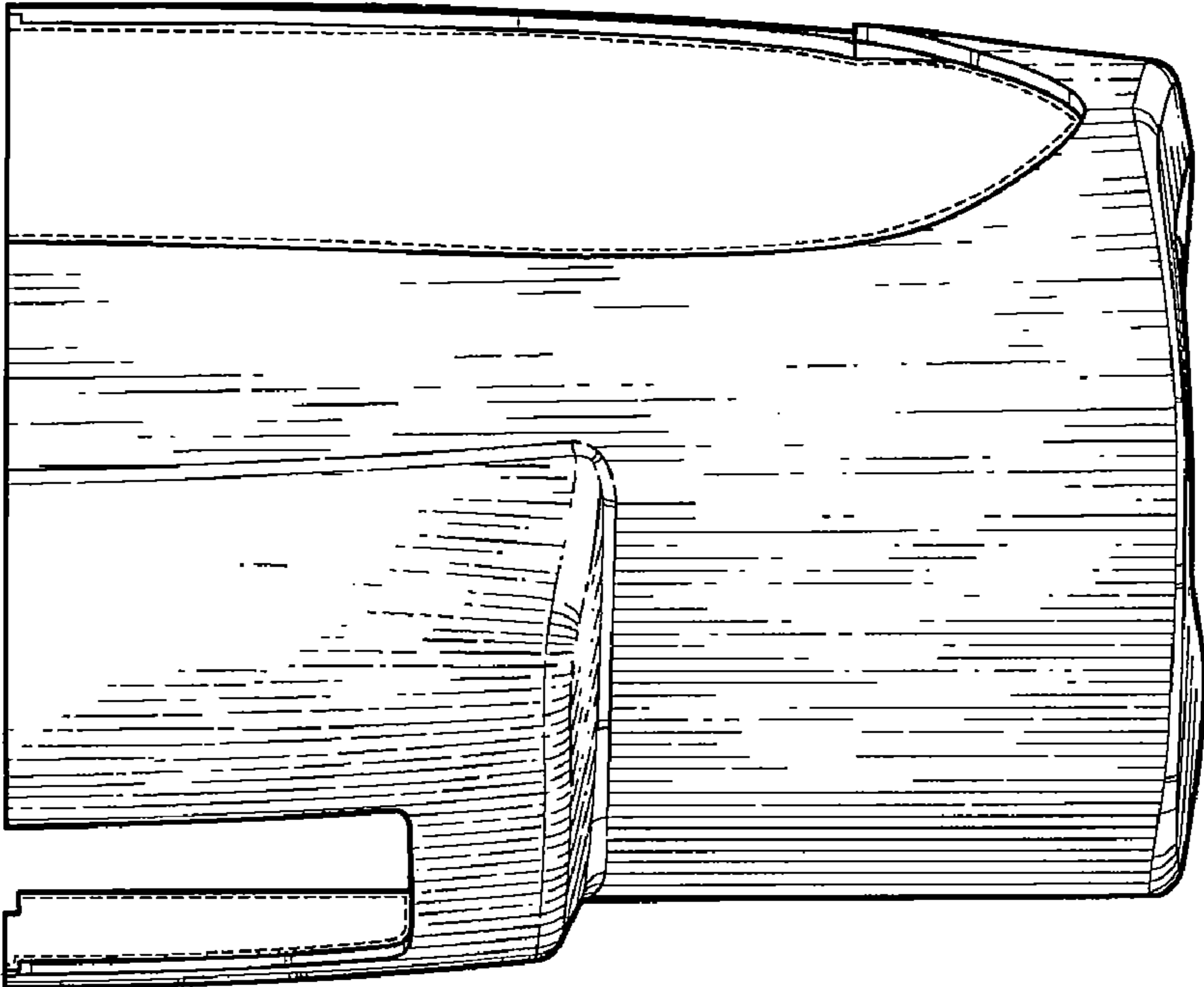




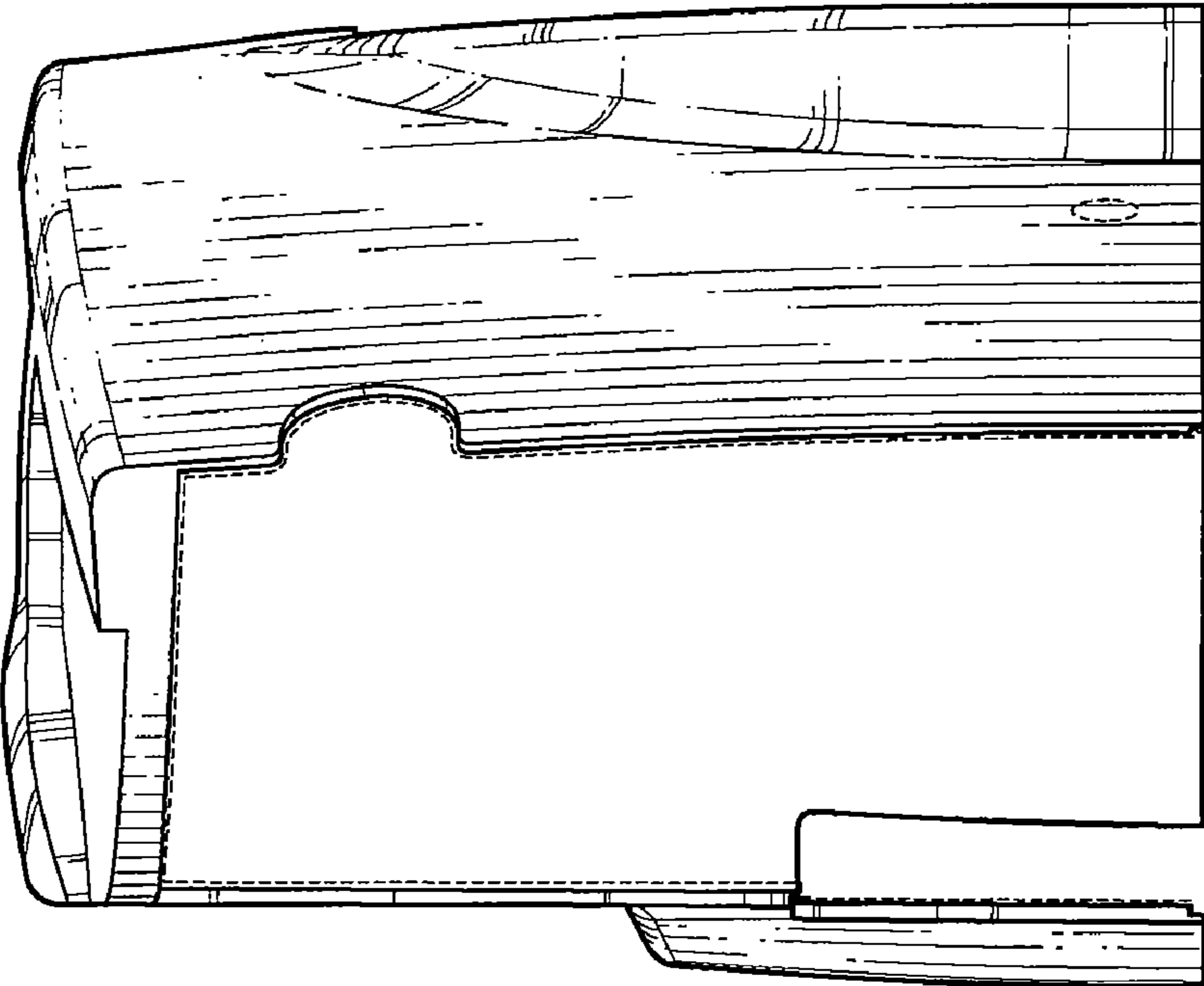
*Fig. 5*



*Fig. 6*



*Fig. 7*



*Fig. 8*