

US00D603192S

(12) **United States Design Patent**
Priddle

(10) **Patent No.:** **US D603,192 S**

(45) **Date of Patent:** **** Nov. 3, 2009**

(54) **FURNITURE PET GUARD**

(76) **Inventor:** **Donald Priddle**, 12840 - 89 Street North
West, Edmonton, AB (CA) T5E 3J9

(**) **Term:** **14 Years**

(21) **Appl. No.:** **29/312,799**

(22) **Filed:** **Nov. 13, 2008**

(51) **LOC (9) Cl.** **06-01**

(52) **U.S. Cl.** **D6/491**

(58) **Field of Classification Search** D6/334,
D6/349, 355, 364, 370, 374, 378, 381, 382,
D6/383, 491, 495, 500-503, 610, 612, 595,
D6/596, 601; 297/68, 232, 233, 353, 445.1,
297/448.1, 448.2, DIG. 7; 5/12.1, 12.2; D30/118,
D30/119, 199

See application file for complete search history.

(56) **References Cited**

U.S. PATENT DOCUMENTS

D237,435 S *	11/1975	Kaplan	D6/381
4,225,179 A	9/1980	Visconti		
4,323,610 A	4/1982	Leverich		
4,838,610 A	6/1989	Perrin		
D336,033 S	6/1993	Welsh		
D344,862 S *	3/1994	Nash	D6/381
D345,658 S *	4/1994	Jordan	D6/381
D364,753 S *	12/1995	Genova et al.	D6/381
5,619,953 A	4/1997	Griffin		
D381,219 S *	7/1997	Schweiger	D6/381
D384,513 S *	10/1997	Christa	D6/381
5,702,791 A	12/1997	Zegeer		

5,842,746 A	12/1998	Rogers		
D411,384 S *	6/1999	Christa et al.	D6/381
D411,385 S *	6/1999	Christa et al.	D6/381
D421,854 S *	3/2000	Christa et al.	D6/381
D435,981 S *	1/2001	Christa et al.	D6/381
6,367,423 B1	4/2002	Scheuer		
6,419,988 B1	7/2002	Sovell		
D471,049 S *	3/2003	Dale	D6/596
6,709,054 B2	3/2004	Riley et al.		
7,207,293 B2	4/2007	Deming, Jr.		
D543,049 S *	5/2007	Gibson	D6/381

* cited by examiner

Primary Examiner—Sandra Snapp

(74) *Attorney, Agent, or Firm*—Robert C. Montgomery

(57) **CLAIM**

The ornamental design for a furniture pet guard, as shown and described.

DESCRIPTION

FIG. 1 is a perspective view of a furniture pet guard, illustrated thereupon a couch shown in broken lines and which forms no part of the claimed design;

FIG. 2 is a rear view thereof;

FIG. 3 is a front view thereof;

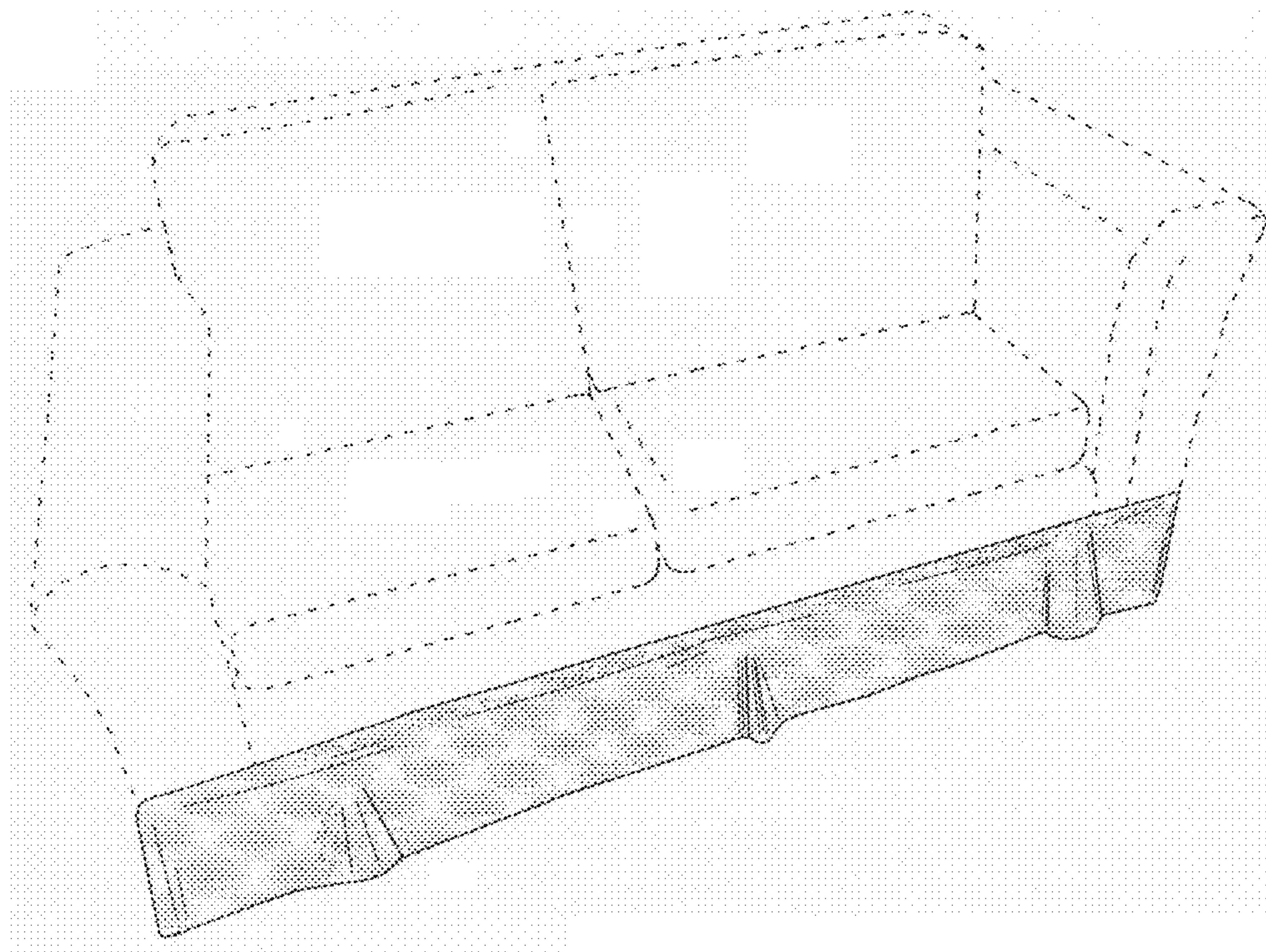
FIG. 4 is a bottom view thereof;

FIG. 5 is a top view thereof;

FIG. 6 is a right side view thereof; and,

FIG. 7 is a left side view thereof.

1 Claim, 6 Drawing Sheets



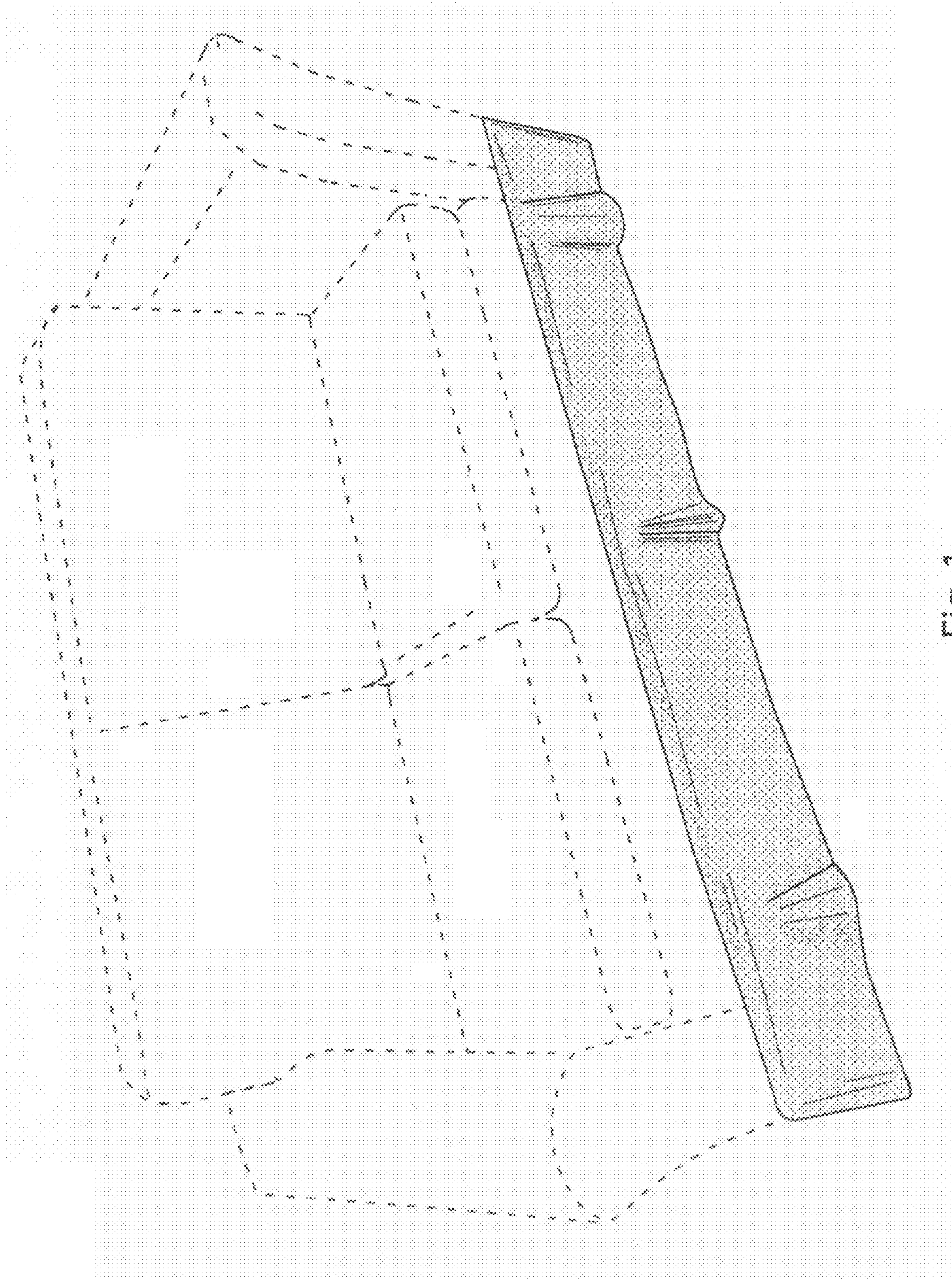


Fig. 1

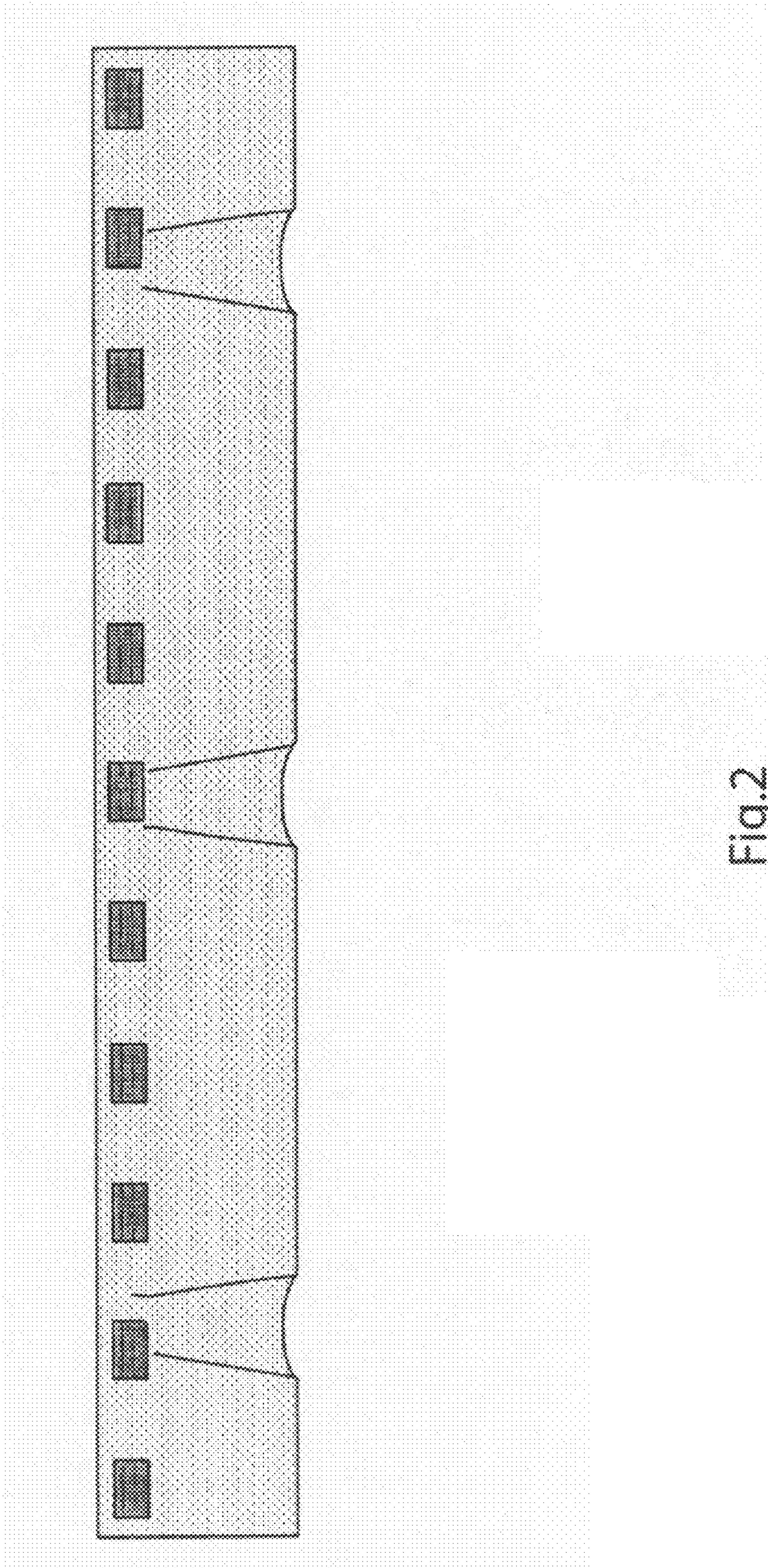


Fig.2

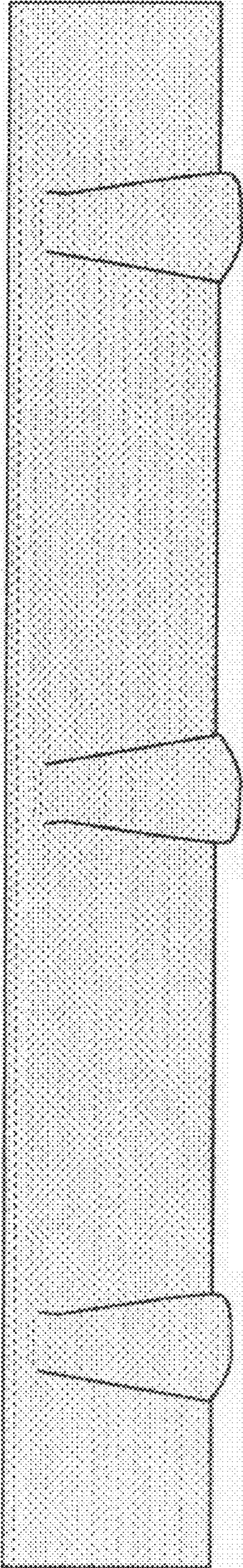


Fig. 3

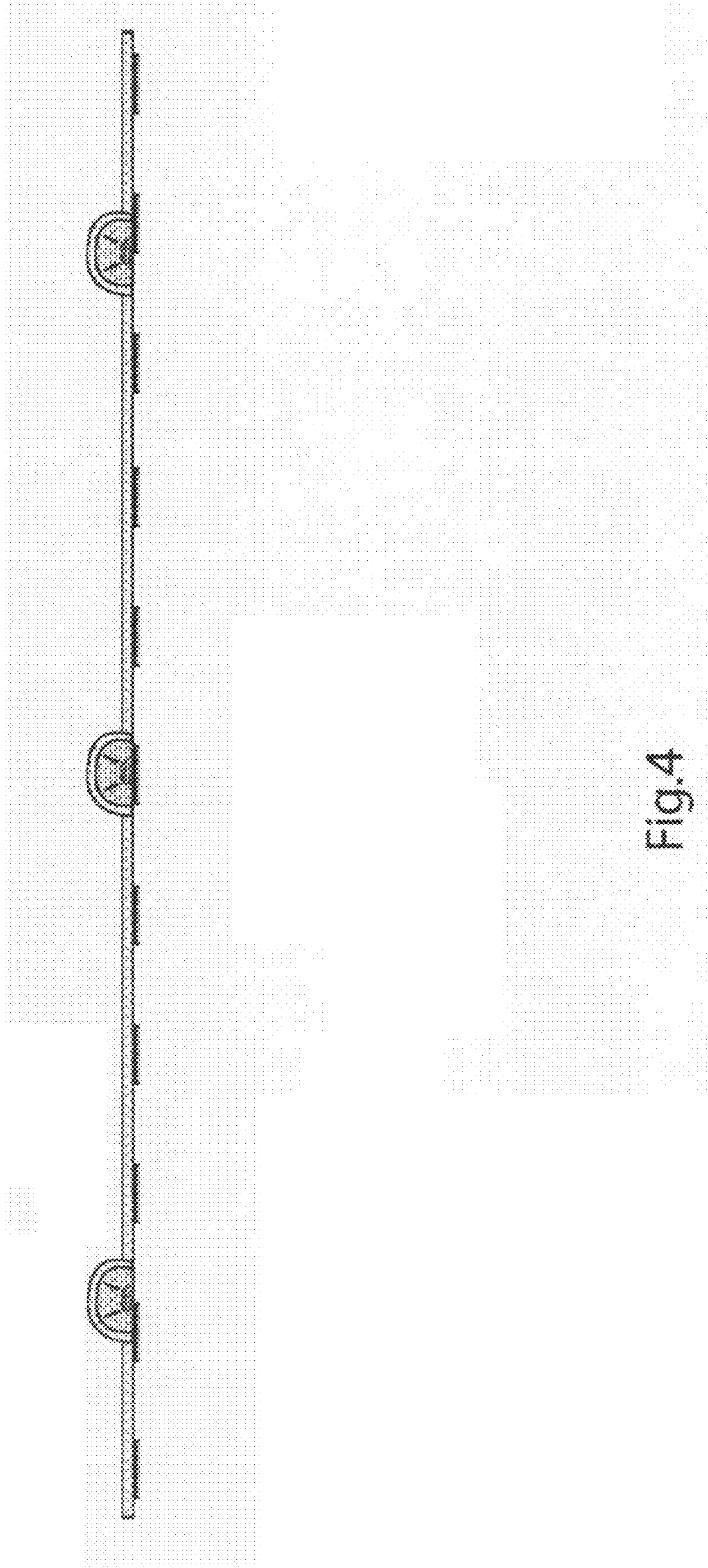
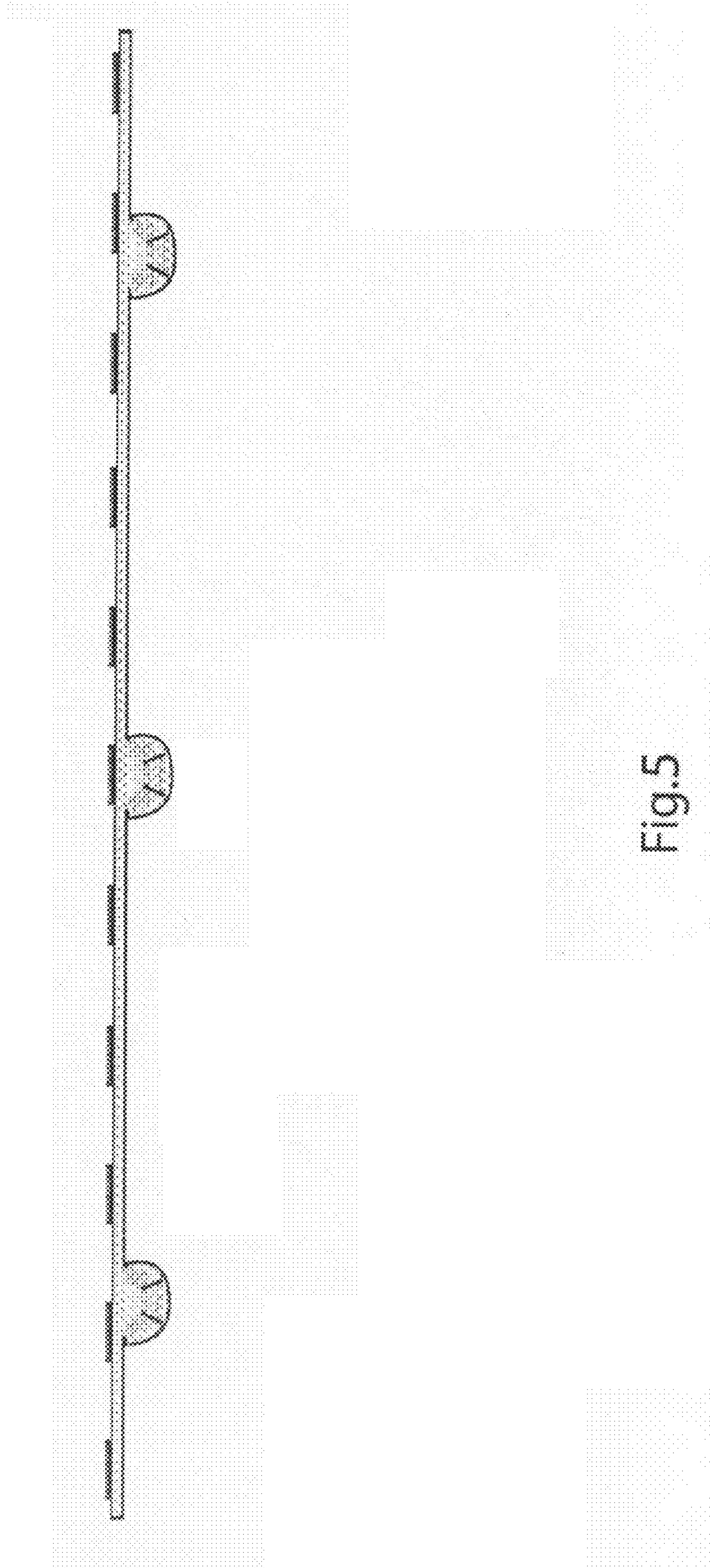


Fig. 4



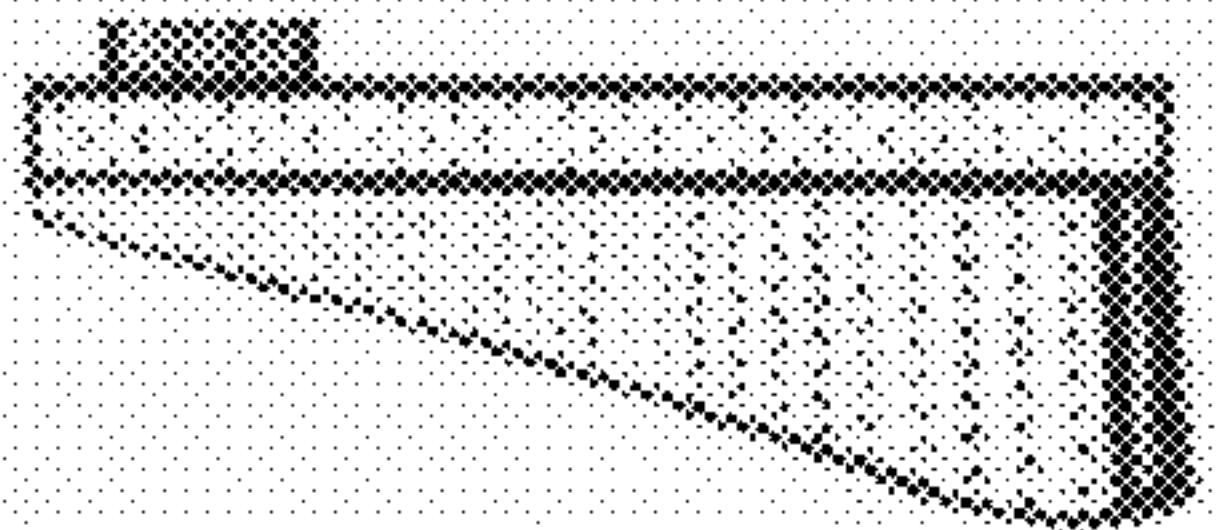
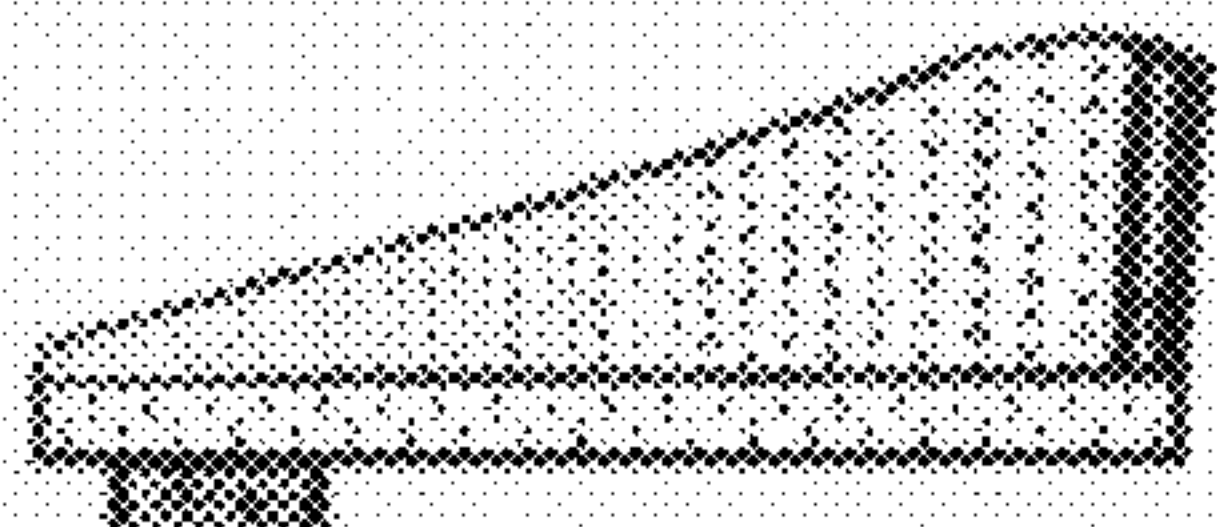


Fig. 6

Fig. 7