



US00D603190S

(12) **United States Design Patent**  
**Hill et al.**

(10) **Patent No.:** **US D603,190 S**

(45) **Date of Patent:** **\*\* Nov. 3, 2009**

(54) **DISPLAY ASSEMBLY**

(75) Inventors: **G. Roland Hill**, Stockport (GB);  
**Richard Cridland**, Lancashire (GB)

(73) Assignee: **Contra Vision Limited**, Cheshire (GB)

(\*\*) Term: **14 Years**

(21) Appl. No.: **29/335,239**

(22) Filed: **Apr. 10, 2009**

**Related U.S. Application Data**

(63) Continuation of application No. 29/317,925, filed on May 9, 2008, and a continuation of application No. 12/064,129.

(60) Provisional application No. PCT/IB2006/003667, filed on Aug. 21, 2006.

(51) **LOC (9) Cl.** ..... **06-04**

(52) **U.S. Cl.** ..... **D6/472**

(58) **Field of Classification Search** ..... D6/470-472,  
D6/477-479, 449, 436, 432, 448, 455, 461,  
D6/396; 312/114, 204; 206/423, 769; D9/424;  
62/246, 248, 251; 211/14, 85.2; D28/73,  
D28/76, 78; D3/901

See application file for complete search history.

(56) **References Cited**

**U.S. PATENT DOCUMENTS**

16,767 A	3/1857	Worthen
1,687,850 A	10/1928	Shodron
1,762,363 A	6/1930	Sergent
2,160,724 A	5/1939	Fletcher
2,237,226 A	4/1941	High
2,287,370 A	6/1942	Becker
2,360,285 A	10/1944	Sherman
D149,294 S	4/1948	Newman
2,611,427 A	9/1952	Mais et al.
2,862,322 A	12/1958	Ziegler
2,887,154 A	5/1959	Morningstar
2,911,038 A	11/1959	Frommelt
3,057,119 A	10/1962	Kessler

4,433,700 A	2/1984	Dohet
4,536,997 A	8/1985	Heescher
4,749,011 A	6/1988	Rylander
D302,911 S	8/1989	Pei-ai
4,865,111 A	9/1989	Perutz
D306,537 S	3/1990	Swanson et al.
4,979,554 A	12/1990	Nelson
4,991,813 A	2/1991	Beaulieu

(Continued)

**FOREIGN PATENT DOCUMENTS**

DE 4314654 11/1994

(Continued)

**OTHER PUBLICATIONS**

International Search Report from PCT/IB2006/003667, Jun. 22, 2007, 3 pages.

(Continued)

*Primary Examiner*—Joel Sincavage  
*Assistant Examiner*—Abraham Bahta  
(74) *Attorney, Agent, or Firm*—Pillsbury Winthrop Shaw Pittman LLP

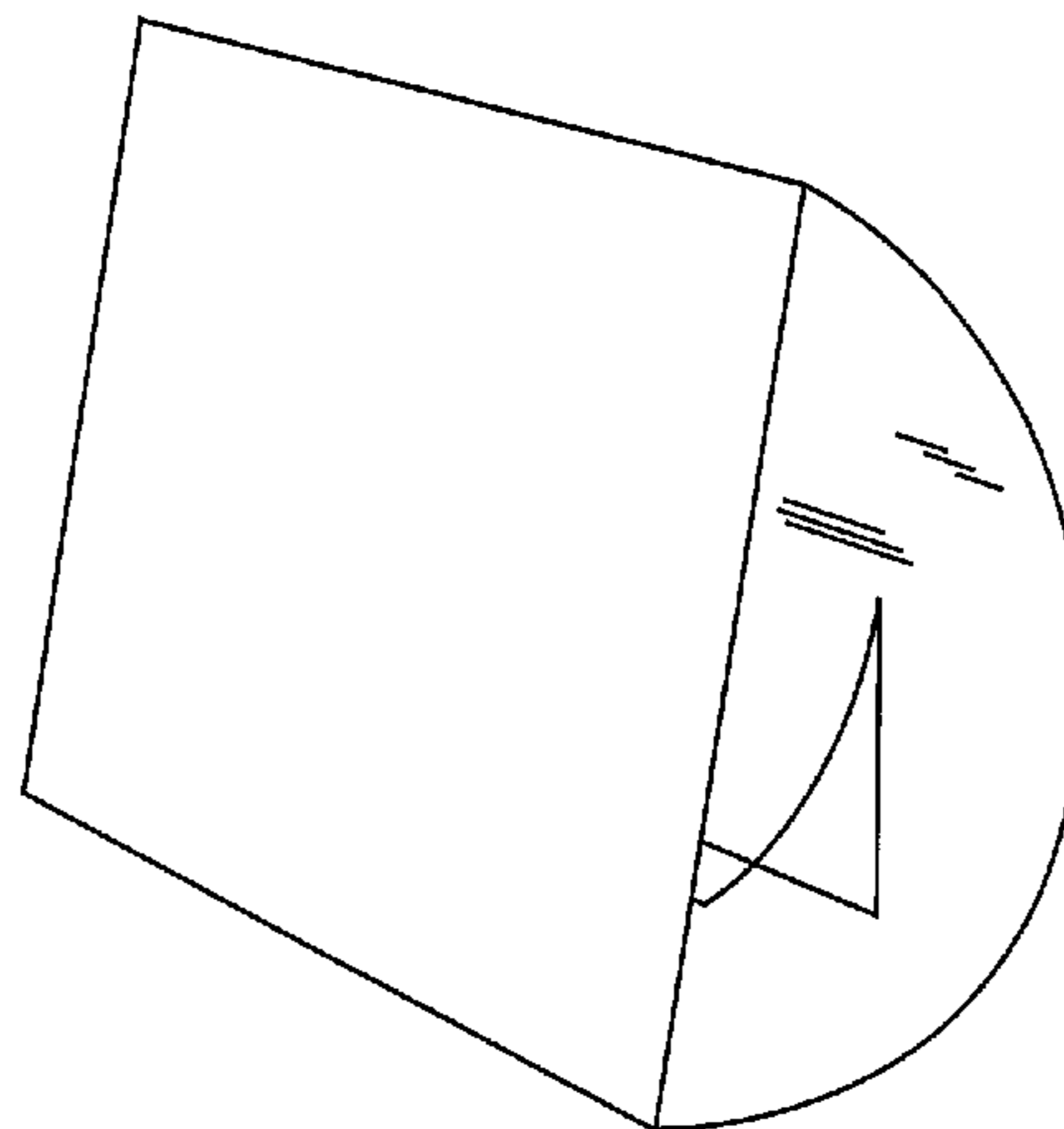
(57) **CLAIM**

The ornamental design for a display assembly, as shown and described.

**DESCRIPTION**

FIG. 1 is a front perspective view of the display assembly;  
FIG. 2 is a rear perspective view thereof;  
FIG. 3 is a top view thereof;  
FIG. 4 is a front view thereof;  
FIG. 5 is a rear view thereof; and,  
FIG. 6 is a right side view thereof, a left side view thereof being a mirror image of the right side view.  
Where included, three adjacent parallel lines on a surface are used to show transparency.

**1 Claim, 3 Drawing Sheets**



# US D603,190 S

Page 2

---

## U.S. PATENT DOCUMENTS

D325,307 S 4/1992 Cojan  
D328,206 S 7/1992 Lewis  
D340,533 S 10/1993 Beaulieu et al.  
D346,867 S 5/1994 Montilla  
5,313,666 A 5/1994 Bax et al.  
D350,245 S 9/1994 Branz et al.  
D369,924 S 5/1996 Werner et al.  
5,595,203 A 1/1997 Espinosa  
5,619,816 A 4/1997 Ellison  
D395,968 S 7/1998 Shappell  
5,826,639 A 10/1998 Miller  
D405,628 S 2/1999 Terrana et al.  
D423,250 S 4/2000 Wolff  
6,065,512 A 5/2000 Munn, II  
D427,809 S 7/2000 Osborn et al.  
6,212,805 B1 4/2001 Hill

RE37,186 E 5/2001 Hill  
6,276,084 B1 8/2001 Lanier  
6,311,709 B1 11/2001 Louie et al.  
6,722,069 B1 4/2004 Lanier  
2007/0051024 A1 3/2007 Fuchs

## FOREIGN PATENT DOCUMENTS

JP 1263377 10/1989  
WO 9725213 7/1997  
WO 9813813 4/1998  
WO 2005031682 4/2005  
WO 2007052156 A2 5/2007

## OTHER PUBLICATIONS

Notification of Written Opinion and Search Report, International Search Report and Written Opinion issued in PCT/IB2007/003620, Aug. 21, 2008, 12 pages.

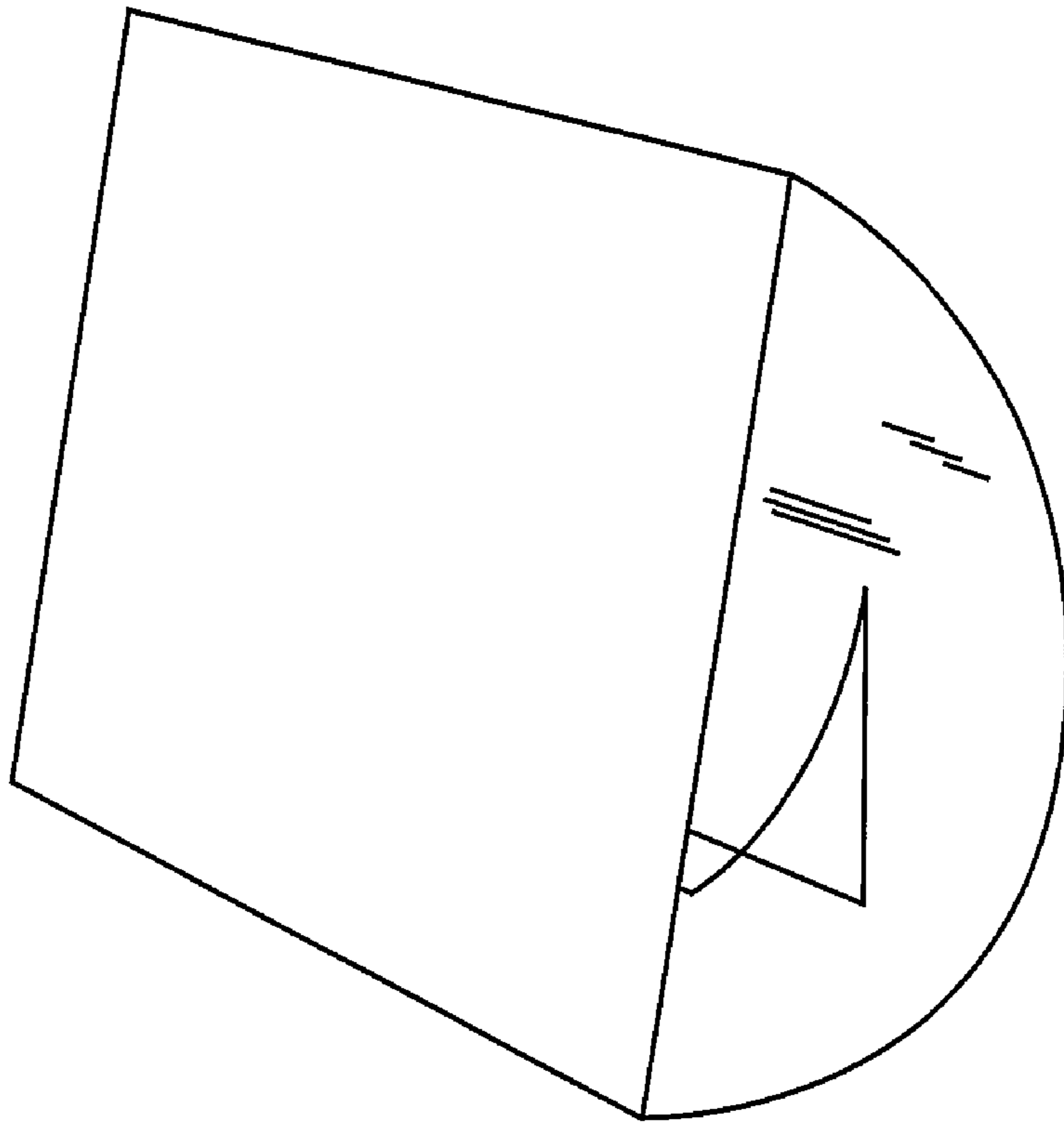


Fig.1

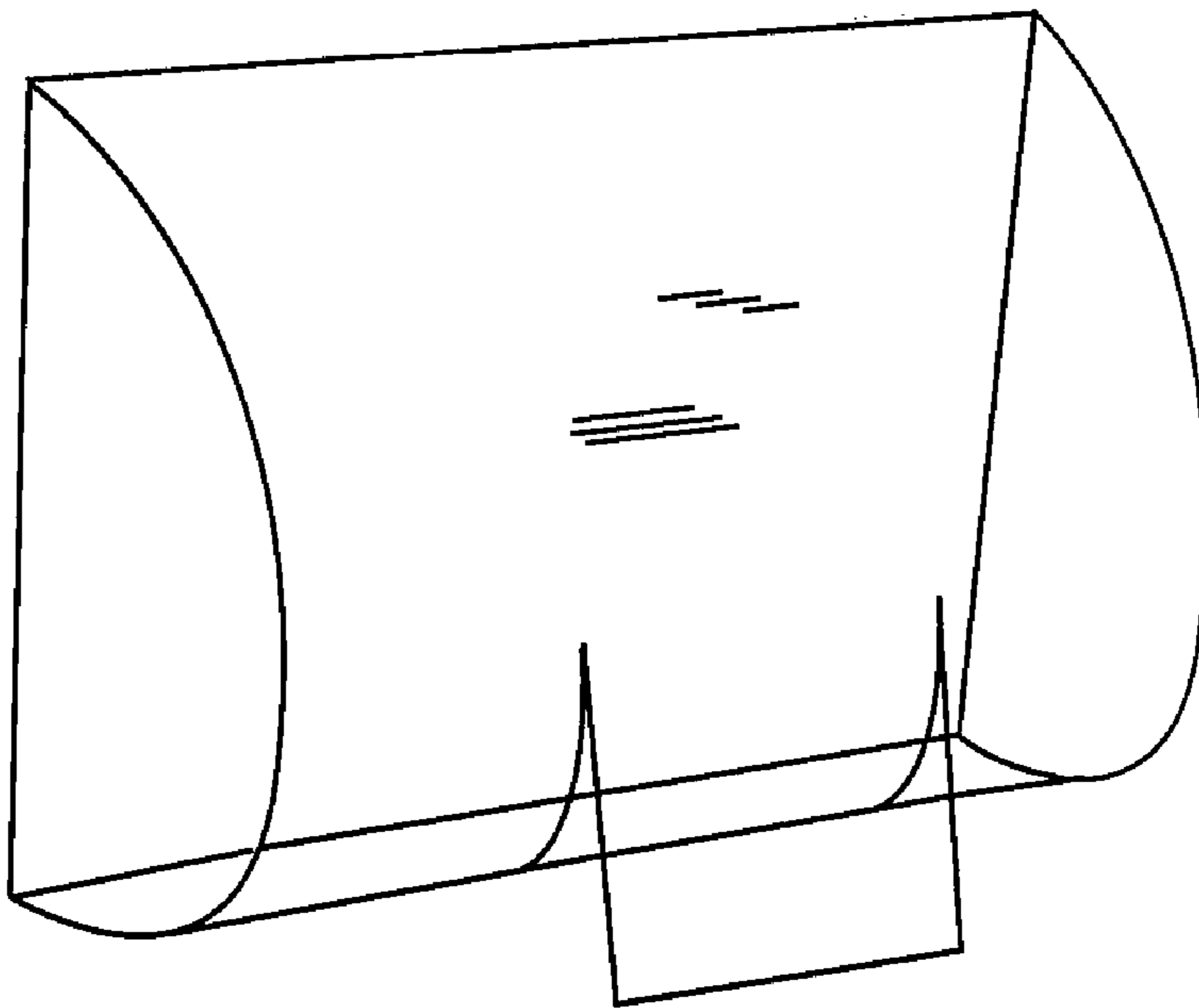


Fig.2




Fig. 3




Fig. 4

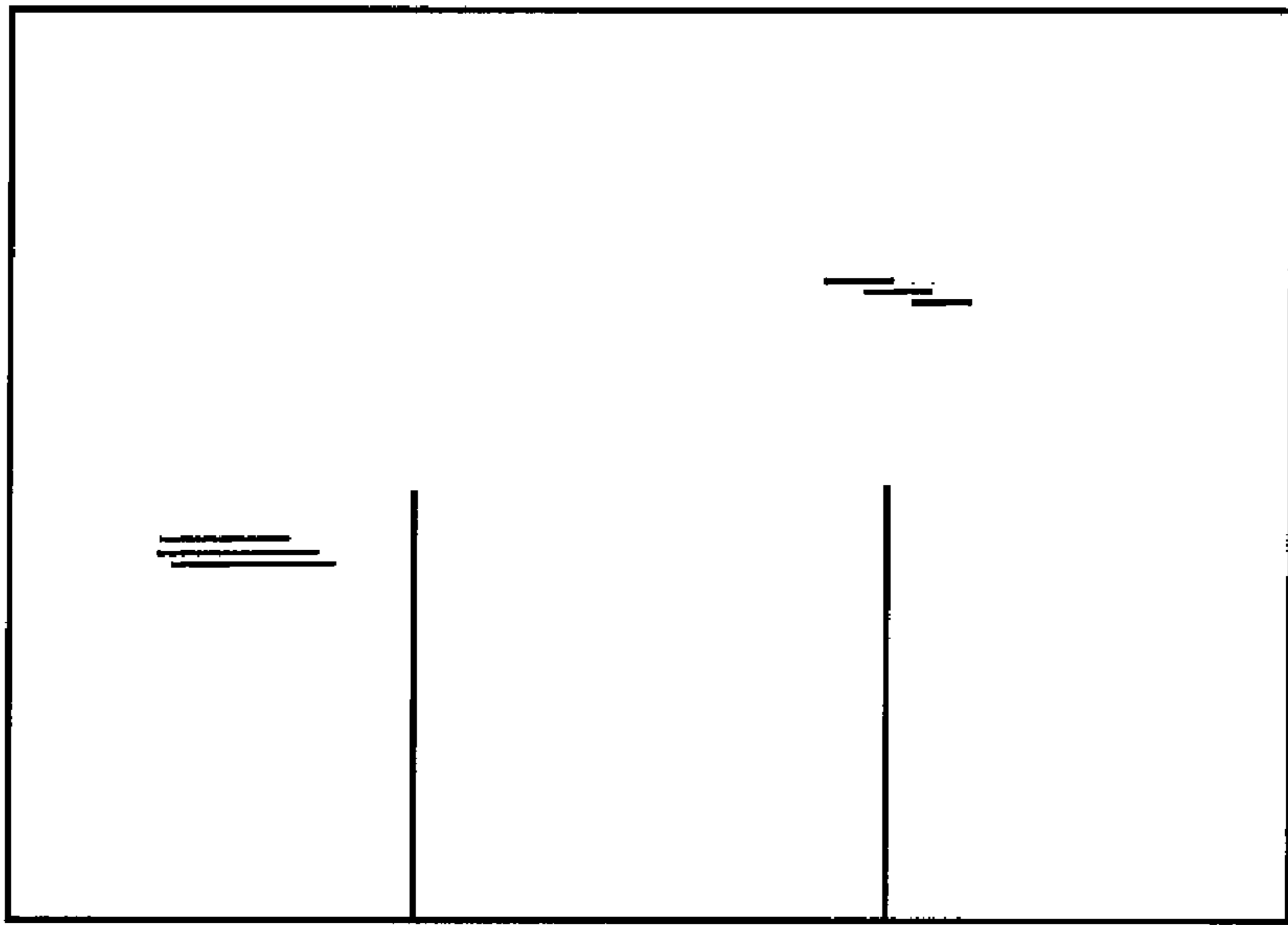


Fig. 5

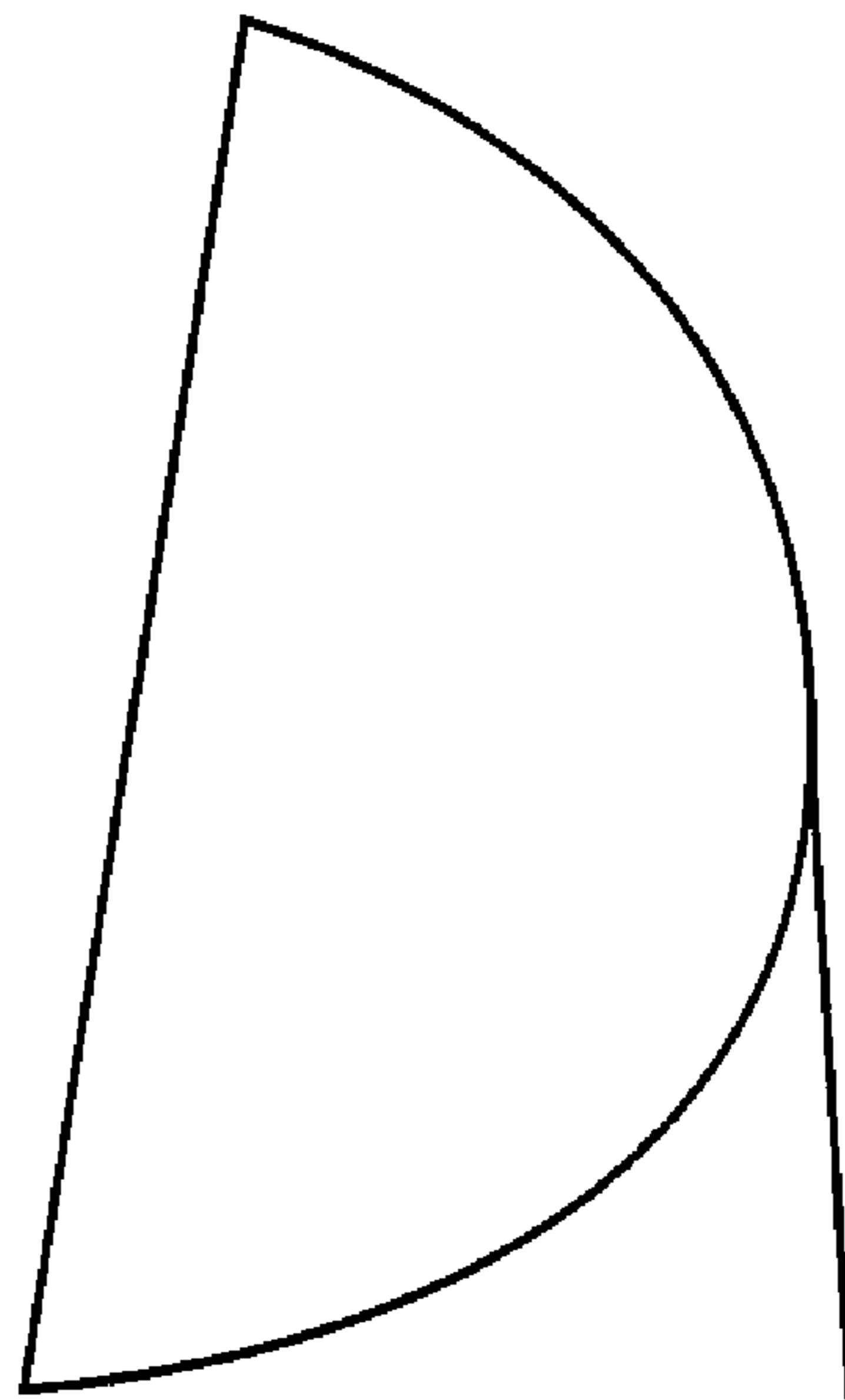


Fig. 6