



US00D603179S

(12) **United States Design Patent**
Kubryk

(10) **Patent No.:** **US D603,179 S**

(45) **Date of Patent:** **** Nov. 3, 2009**

(54) **STACKING CHAIR**

(76) **Inventor:** **Isaac Kubryk**, 1111 Eagle Nest Ct.,
Danville, CA (US) 94506

(**) **Term:** **14 Years**

(21) **Appl. No.:** **29/315,439**

(22) **Filed:** **Jun. 25, 2009**

(51) **LOC (9) Cl.** **06-01**

(52) **U.S. Cl.** **D6/374**

(58) **Field of Classification Search** D6/334–336,
D6/369, 370, 374, 375, 376, 379, 380, 500–502;
297/239, 440.2, 445.1, 446.1, 448.1, 451.1,
297/452.18, 452.2, 452.65

See application file for complete search history.

(56) **References Cited**

U.S. PATENT DOCUMENTS

| | | | | | |
|-----------|------|---------|--------------------|-------|------------|
| 2,851,090 | A * | 9/1958 | Hamilton | | 297/448.1 |
| 3,041,110 | A * | 6/1962 | King et al. | | 297/451.1 |
| 3,159,428 | A * | 12/1964 | Schier | | 297/452.65 |
| D297,890 | S * | 10/1988 | Hockenberry et al. | | D6/380 |
| 5,564,787 | A * | 10/1996 | Barile | | 297/452.18 |
| D380,314 | S * | 7/1997 | Chandler | | D6/380 |
| D382,150 | S * | 8/1997 | Balderi et al. | | D6/502 |
| D413,029 | S * | 8/1999 | Caruso | | D6/374 |
| D433,836 | S * | 11/2000 | Barile, Sr. | | D6/380 |
| 6,715,838 | B1 * | 4/2004 | Pflaster et al. | | 297/452.2 |
| D498,366 | S * | 11/2004 | Barile et al. | | D6/369 |

| | | | | | |
|-----------|------|---------|----------------|-------|---------|
| 6,820,934 | B2 * | 11/2004 | Ware et al. | | 297/239 |
| D509,084 | S * | 9/2005 | Barile, Jr. | | D6/500 |
| D520,256 | S * | 5/2006 | King | | D6/374 |
| D520,769 | S * | 5/2006 | Bennett et al. | | D6/379 |
| D521,264 | S * | 5/2006 | Ware et al. | | D6/374 |
| D571,129 | S * | 6/2008 | Sottsass | | D6/500 |
| D578,790 | S * | 10/2008 | Ciani et al. | | D6/380 |
| D589,275 | S * | 3/2009 | Kubryk | | D6/374 |
| D593,336 | S * | 6/2009 | Ciani et al. | | D6/374 |

* cited by examiner

Primary Examiner—Mimosa De

(74) *Attorney, Agent, or Firm*—Audrey A. Millemann;
Weintraub Ganshlea et al.

(57) **CLAIM**

The ornamental design for a stacking chair, as shown and described.

DESCRIPTION

FIG. 1 is a perspective view of a stacking chair, looking toward the right front corner, showing my new design;

FIG. 2 is a right side elevation view thereof;

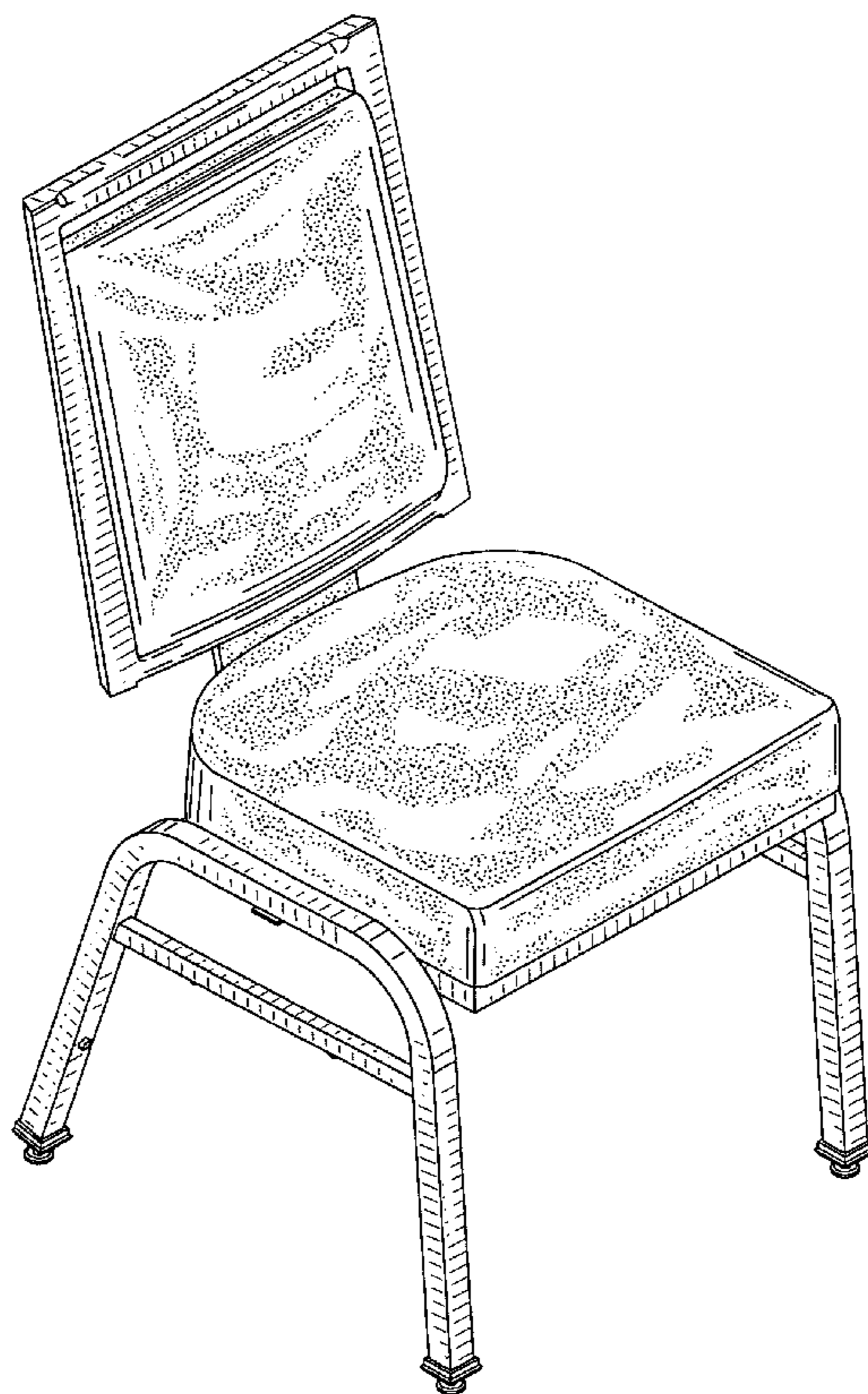
FIG. 3 is a front view thereof;

FIG. 4 is a back view thereof;

FIG. 5 is a top view thereof; and,

FIG. 6 is a bottom view thereof.

1 Claim, 5 Drawing Sheets



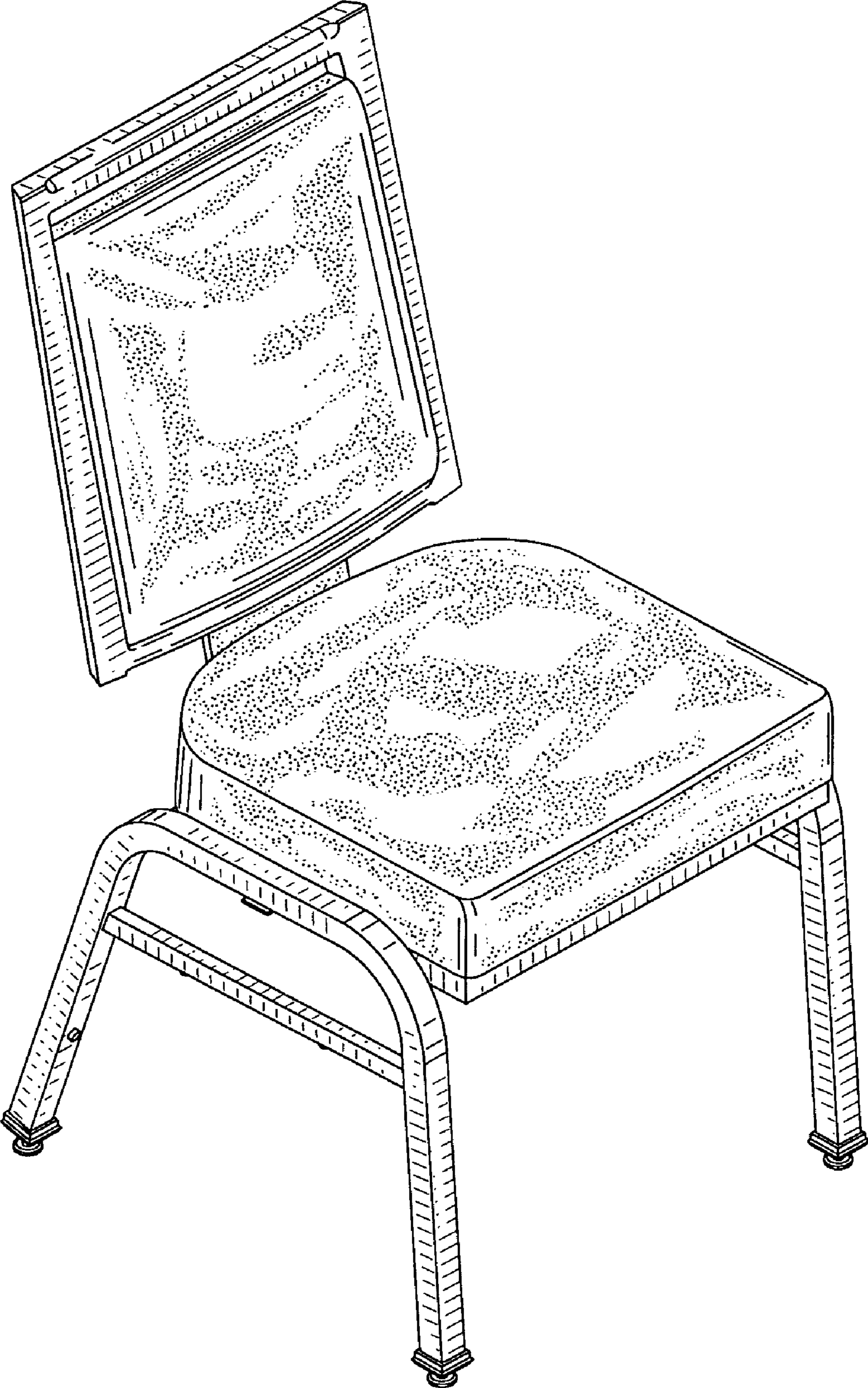


FIG. 1

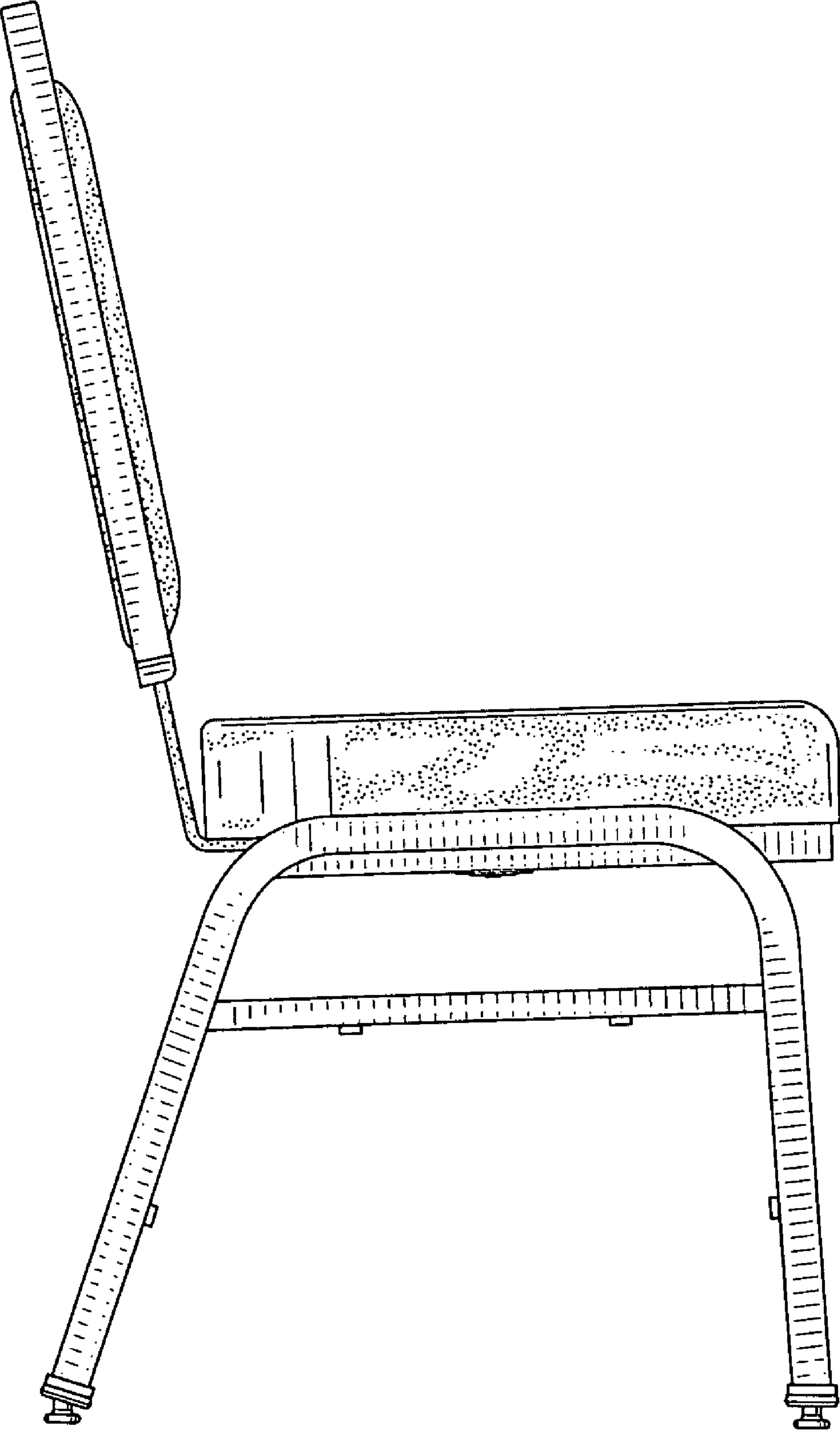


FIG. 2

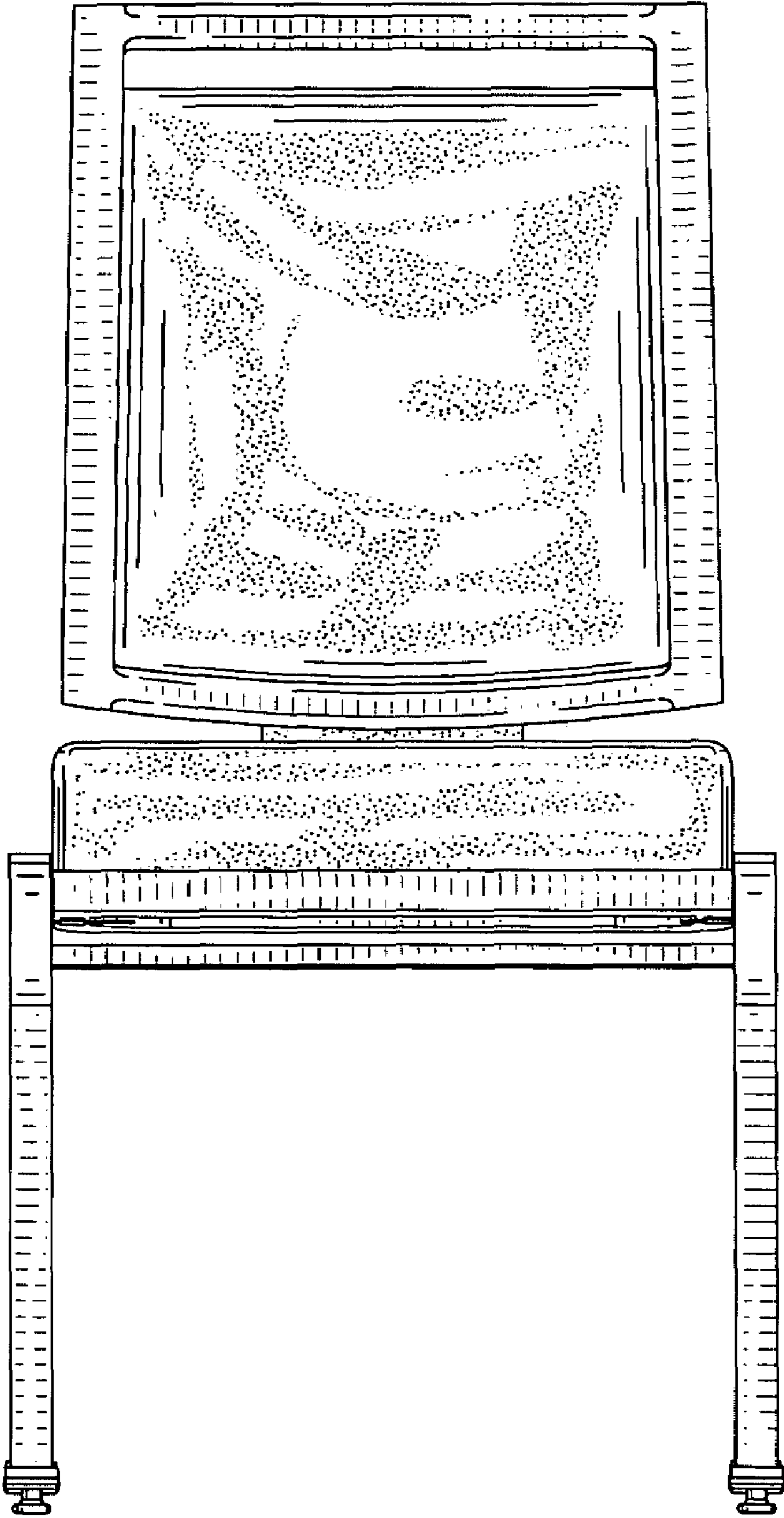


FIG. 3

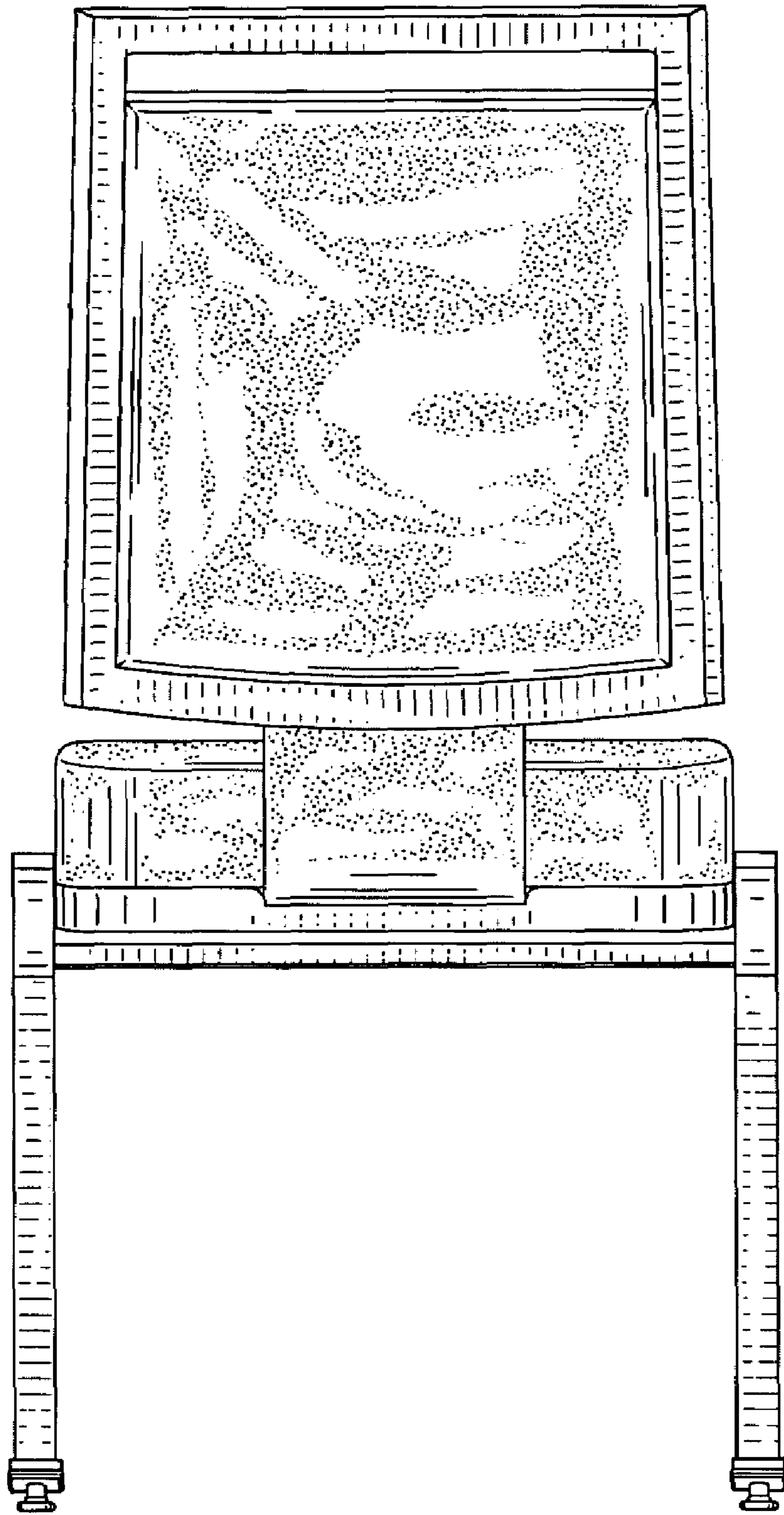


FIG. 4

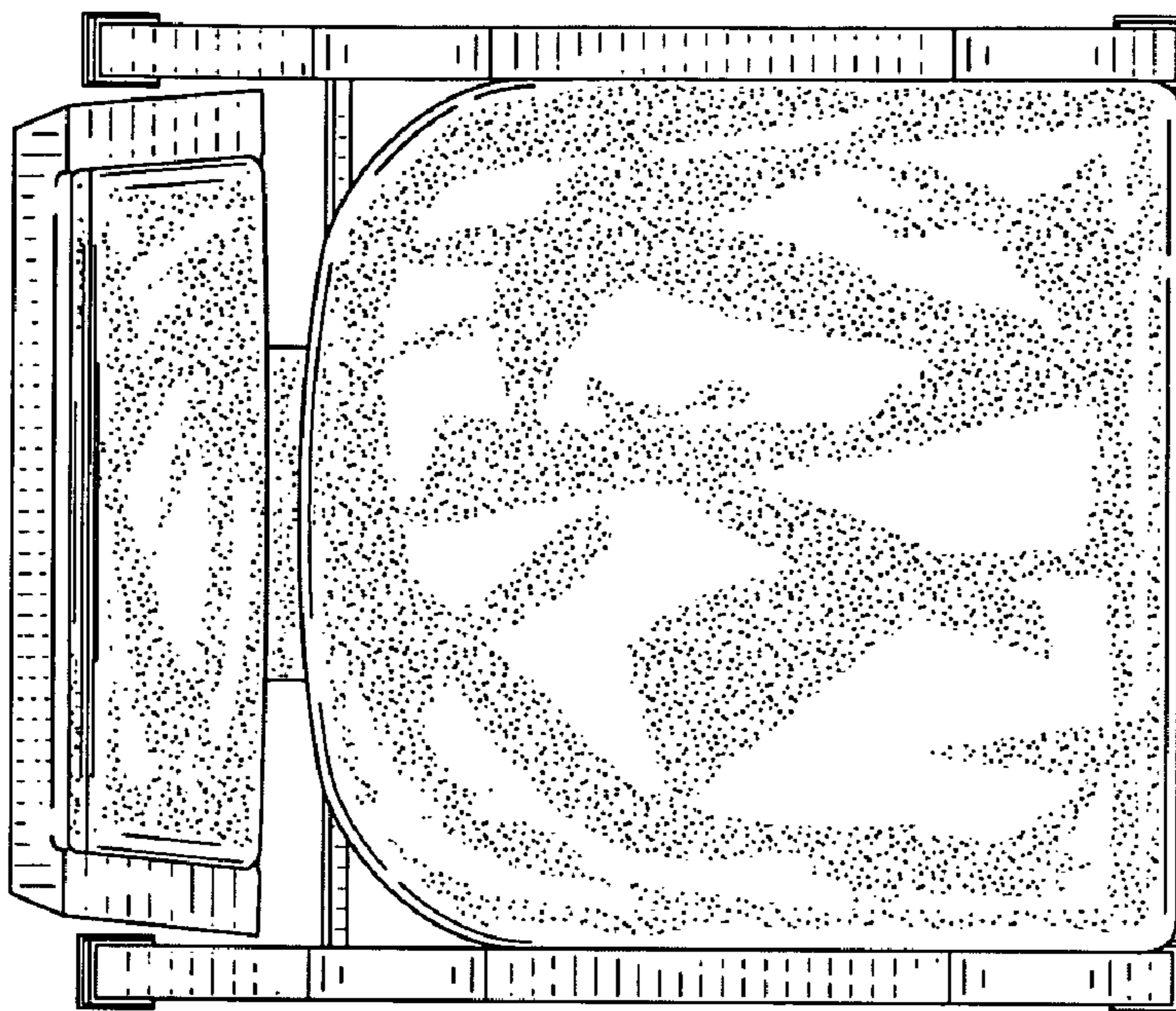


FIG. 5

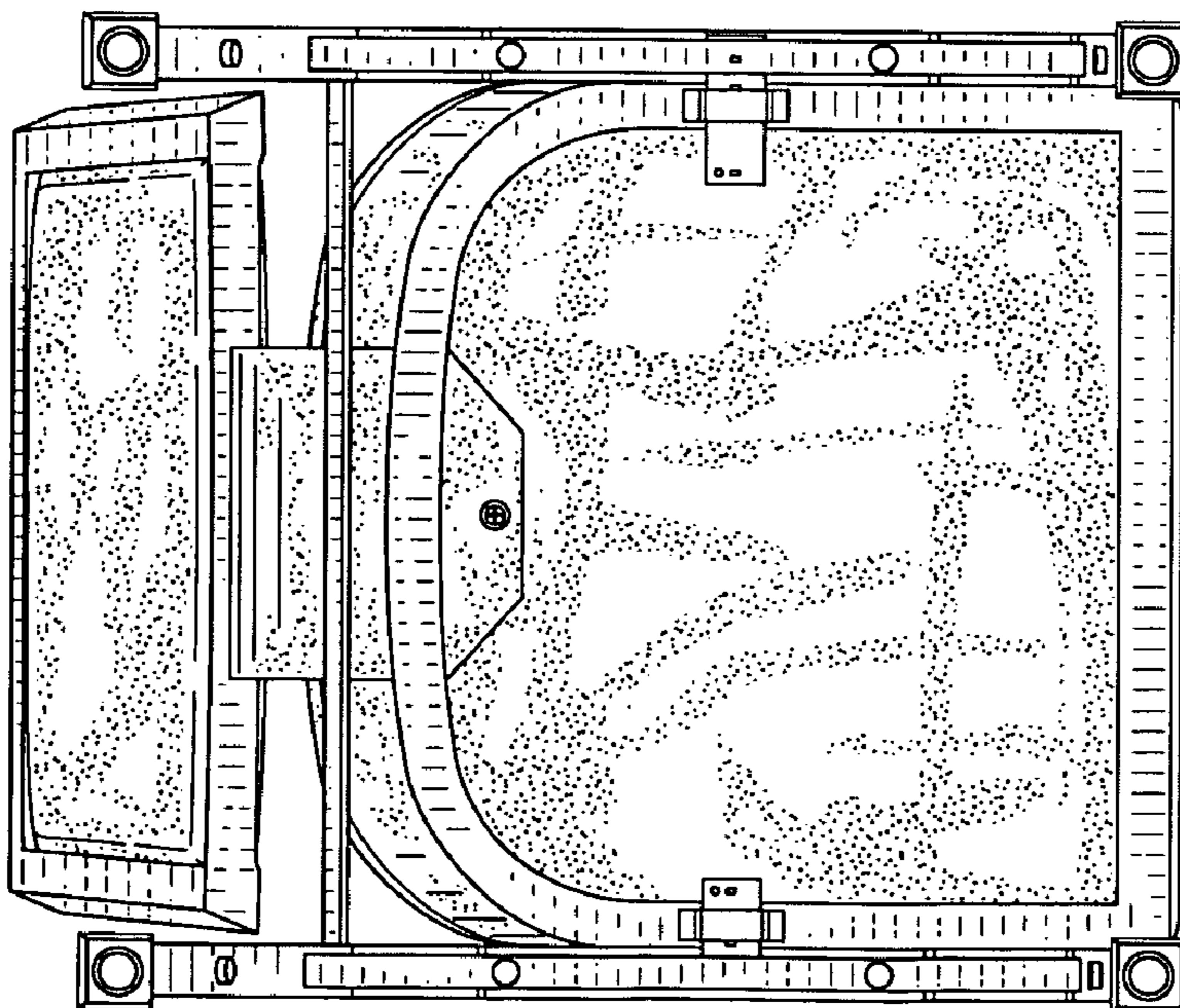


FIG. 6