



US00D603173S

(12) **United States Design Patent**
Samhammer et al.

(10) **Patent No.:** **US D603,173 S**
(45) **Date of Patent:** **** Nov. 3, 2009**

(54) **COAT HOOK**

(75) Inventors: **Christopher Samhammer**, Redmond, WA (US); **Harold G. Erickson**, Mukilteo, WA (US)

(73) Assignee: **The Boeing Company**, Chicago, IL (US)

(**) Term: **14 Years**

(21) Appl. No.: **29/298,846**

(22) Filed: **Dec. 13, 2007**

Related U.S. Application Data

(63) Continuation-in-part of application No. 29/247,623, filed on Jun. 29, 2006, now Pat. No. Des. 559,077.

(51) **LOC (9) Cl.** **06-08**

(52) **U.S. Cl.** **D6/324; D6/323**

(58) **Field of Classification Search** D8/367, D8/373; D6/323, 324; 248/301-304, 214-215, 248/339

See application file for complete search history.

(56) **References Cited**

U.S. PATENT DOCUMENTS

D145,813 S *	10/1946	Marsh	D8/367
D171,263 S *	1/1954	Newlin	D3/266
D226,167 S *	1/1973	Del Ponte	D8/367
4,210,302 A *	7/1980	Serkez	248/308
4,705,442 A	11/1987	Fucci		
D303,618 S	9/1989	Russell et al.		
D303,927 S *	10/1989	Weber	D9/521
5,630,632 A	5/1997	Swan		
D385,474 S	10/1997	Rechberg		

D415,406 S	10/1999	Weinerman et al.		
D452,952 S	1/2002	Teskey		
D458,110 S	6/2002	Landeros		
D471,428 S	3/2003	Mirick		
6,676,177 B2	1/2004	Daoud et al.		
7,118,082 B2 *	10/2006	Brnjac	248/308
D531,882 S	11/2006	Haugaard et al.		
D543,437 S	5/2007	Mallory et al.		
D543,831 S	6/2007	Druckman et al.		
2002/0171249 A1	11/2002	Daoud et al.		

* cited by examiner

Primary Examiner—Holly H Baynham

(74) *Attorney, Agent, or Firm*—Ostrager Chong Flaherty & Broitman P.C.

(57) **CLAIM**

The ornamental design for a coat hook, as shown and described.

DESCRIPTION

FIG. 1 is a perspective view of a coat hook in accordance with the present invention;

FIG. 2 is a front view thereof;

FIG. 3 is top view thereof (the bottom view being substantially identical thereto);

FIG. 4 is a right side view thereof (the left side view being substantially identical thereto); and,

FIG. 5 is a perspective view thereof shown in a usage condition.

The broken line shown in the figure drawings is included for illustrative purposes only and forms no part of the claimed design.

1 Claim, 4 Drawing Sheets






FIG. 1




FIG. 2




FIG. 3

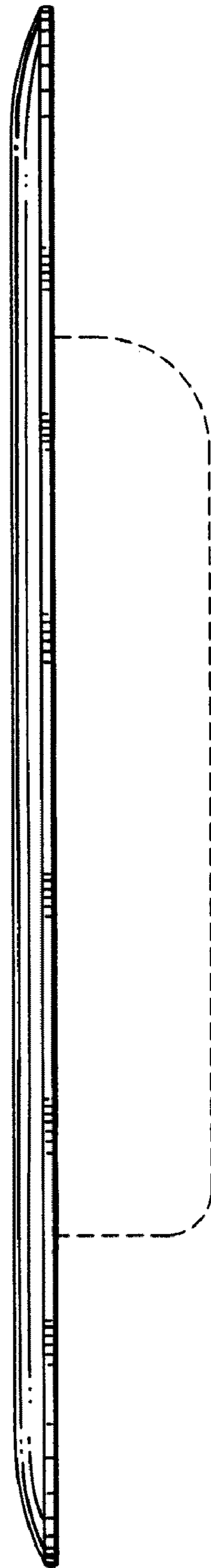


FIG.4




FIG.5