



US00D603154S

(12) **United States Design Patent**  
**Nakano**

(10) **Patent No.:** **US D603,154 S**  
(45) **Date of Patent:** **\*\* Nov. 3, 2009**

(54) **FOOTWEAR UPPER**

D536,515 S \* 2/2007 Koyess et al. .... D2/946  
D546,543 S \* 7/2007 DiTullo, Jr. .... D2/972

(75) Inventor: **Kiyotaka Nakano**, Rockford, MI (US)

\* cited by examiner

(73) Assignee: **Wolverine World Wide, Inc.**, Rockford, MI (US)

*Primary Examiner*—Stella M Reid  
*Assistant Examiner*—Rashida C McCoy

(\*\*) Term: **14 Years**

(74) *Attorney, Agent, or Firm*—Warner Norcross & Judd LLP

(21) Appl. No.: **29/321,321**

(57) **CLAIM**

(22) Filed: **Jul. 15, 2008**

The ornamental design for a footwear upper, as shown and described.

(51) **LOC (9) Cl.** ..... **02-99**

(52) **U.S. Cl.** ..... **D2/972**

(58) **Field of Classification Search** ..... D2/897,  
D2/901, 904, 909–912, 946, 970, 972, 974,  
D2/975; 36/45, 83, 99, 50.1, 50.5, 114–117.2,  
36/3 A, 126–131, 77 M, 77 R  
See application file for complete search history.

**DESCRIPTION**

FIG. 1 is a perspective view of a footwear upper embodying the new design.

FIG. 2 is a right side view thereof.

FIG. 3 is a front view thereof.

FIG. 4 is a rear view thereof.

FIG. 5 is a top plan view thereof; and,

FIG. 6 is a bottom view thereof.

FIGS. 1–6 show features of an article of footwear in phantom lines. These features are shown for environmental purposes and do not form any part of the claimed design. Further, the phantom lines immediately adjacent the solid-line portions of the design form the boundary of the design, with the phantom lines forming no part of the claimed design.

(56) **References Cited**

**U.S. PATENT DOCUMENTS**

D508,767 S *	8/2005	Hatfield	.....	D2/972
D511,886 S *	11/2005	Galway	.....	D2/974
D513,851 S *	1/2006	Holmes	.....	D2/972
D514,800 S *	2/2006	Fogg	.....	D2/972
D523,230 S *	6/2006	Shaffer	.....	D2/972
D528,772 S *	9/2006	Portzline	.....	D2/972
D529,272 S *	10/2006	Wozniak	.....	D2/972
D530,075 S *	10/2006	Roulo	.....	D2/972
D533,339 S *	12/2006	Edwards	.....	D2/972

**1 Claim, 4 Drawing Sheets**






Fig. 1




Fig. 2

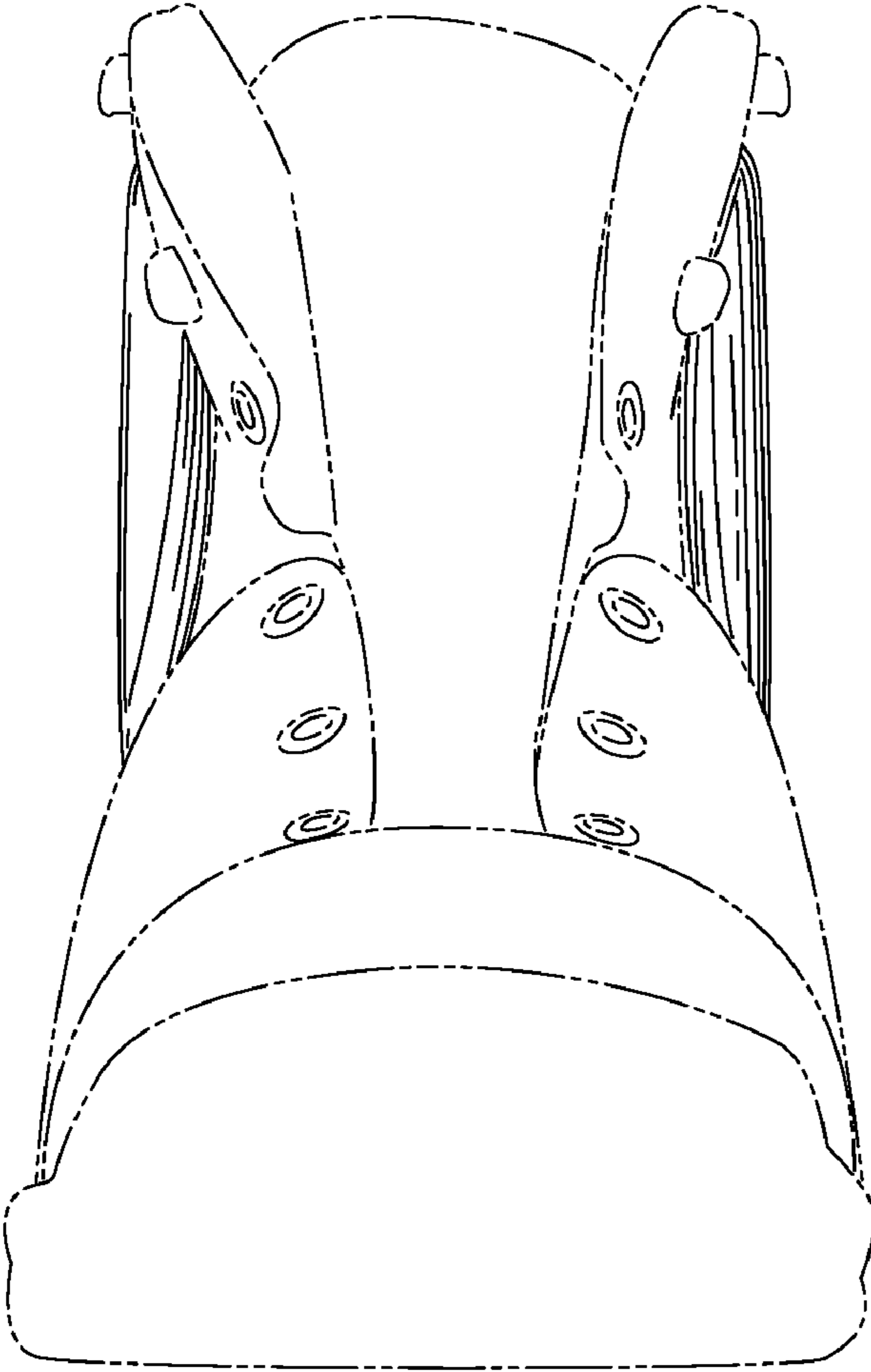


Fig. 3

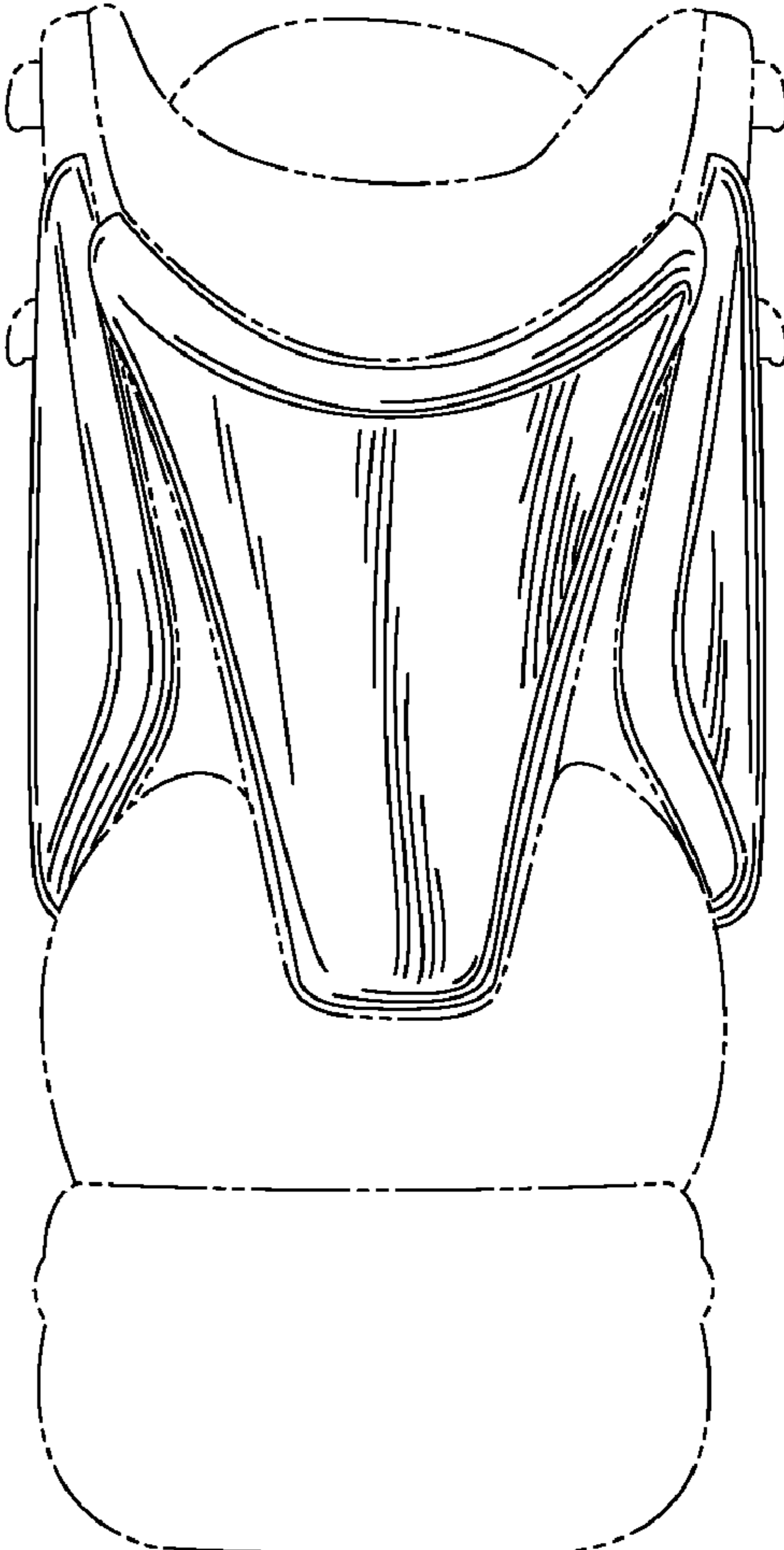


Fig. 4

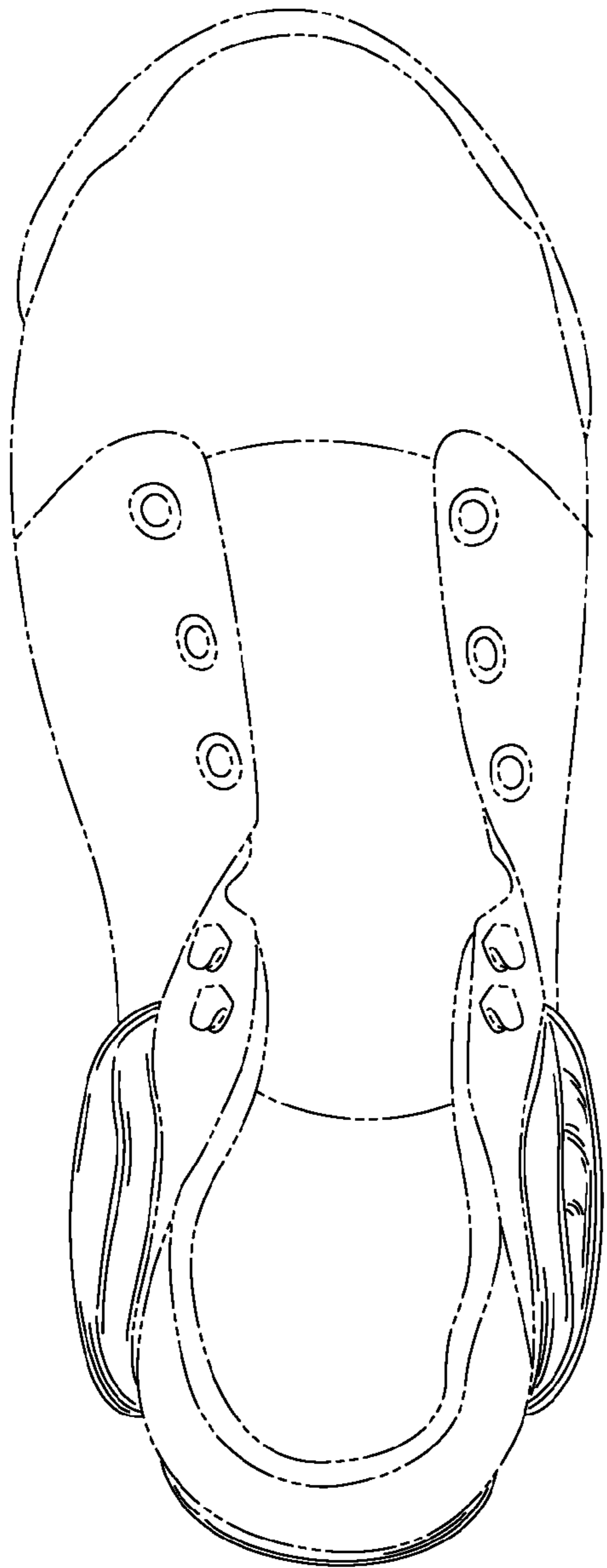


Fig. 5

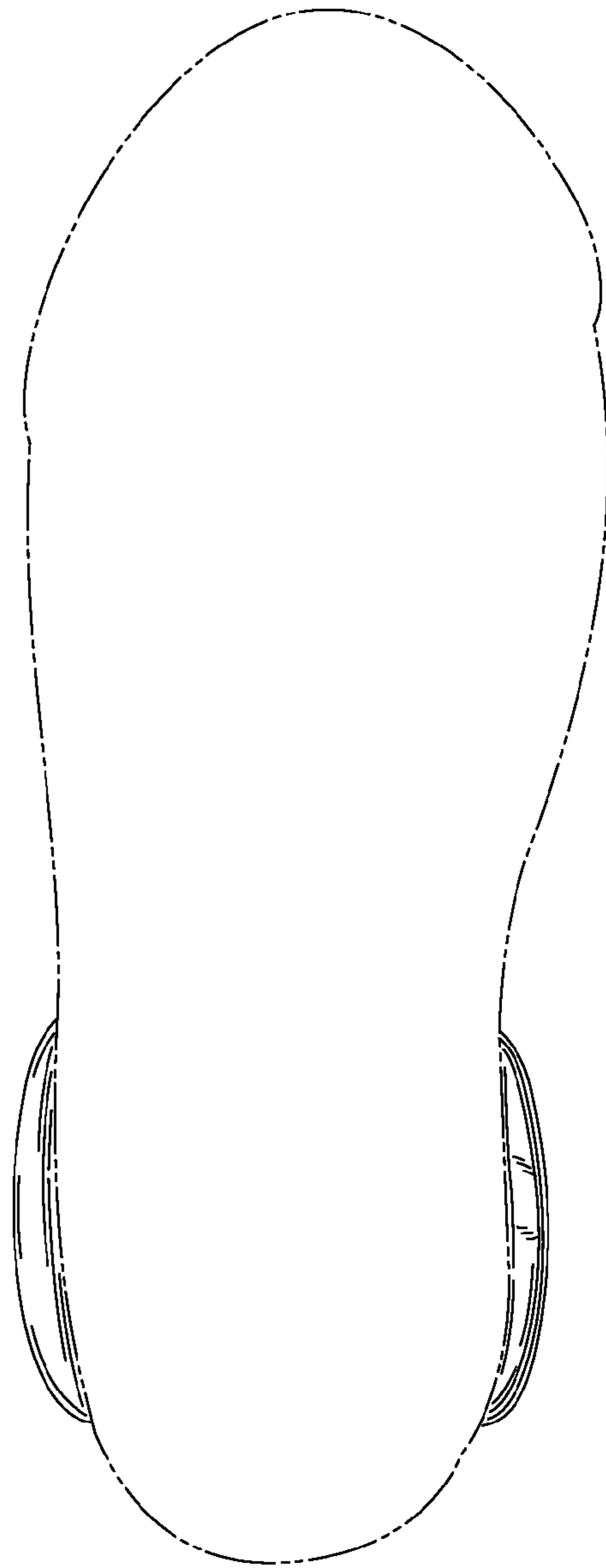


Fig. 6