



US00D603153S

(12) **United States Design Patent**
Recchi

(10) **Patent No.:** **US D603,153 S**

(45) **Date of Patent:** **** Nov. 3, 2009**

(54) **BOOT UPPER**

(75) Inventor: **Mark Recchi**, Lancaster, OH (US)

(73) Assignee: **Rocky Brands, Inc.**, Nelsonville, OH (US)

(**) Term: **14 Years**

(21) Appl. No.: **29/337,141**

(22) Filed: **May 15, 2009**

(51) **LOC (9) Cl.** **02-99**

(52) **U.S. Cl.** **D2/970; D2/910**

(58) **Field of Classification Search** D2/896,
D2/898, 909-915, 946, 970, 973; 36/83,
36/113, 114, 134, 136, 45, 50.1

See application file for complete search history.

(56) **References Cited**

U.S. PATENT DOCUMENTS

2,458,952	A *	1/1949	Malluk	36/45
D188,752	S *	9/1960	Cohn	D2/910
D193,766	S *	10/1962	Cohn	D2/910
D208,392	S *	8/1967	Nashville et al.	D2/910
D268,709	S *	4/1983	Vise	D2/910
D350,428	S *	9/1994	McAlpine	D2/897
D350,429	S *	9/1994	Bullard	D2/910
D359,763	S *	6/1995	Martin	D19/90
D370,114	S *	5/1996	Vance et al.	D2/910
D377,409	S *	1/1997	Flores	D2/910

* cited by examiner

Primary Examiner—Stella M Reid

Assistant Examiner—Rashida C McCoy

(74) *Attorney, Agent, or Firm*—Porter, Wright, Morris & Arthur, LLP

(57) **CLAIM**

The ornamental design for a boot upper, as shown and described.

DESCRIPTION

FIG. 1 is a perspective view of a boot upper according to my new design;

FIG. 2 is a right side elevational view thereof, the left side elevational view being a mirror image thereof;

FIG. 3 is a front elevational view thereof;

FIG. 4 is a rear elevational view thereof;

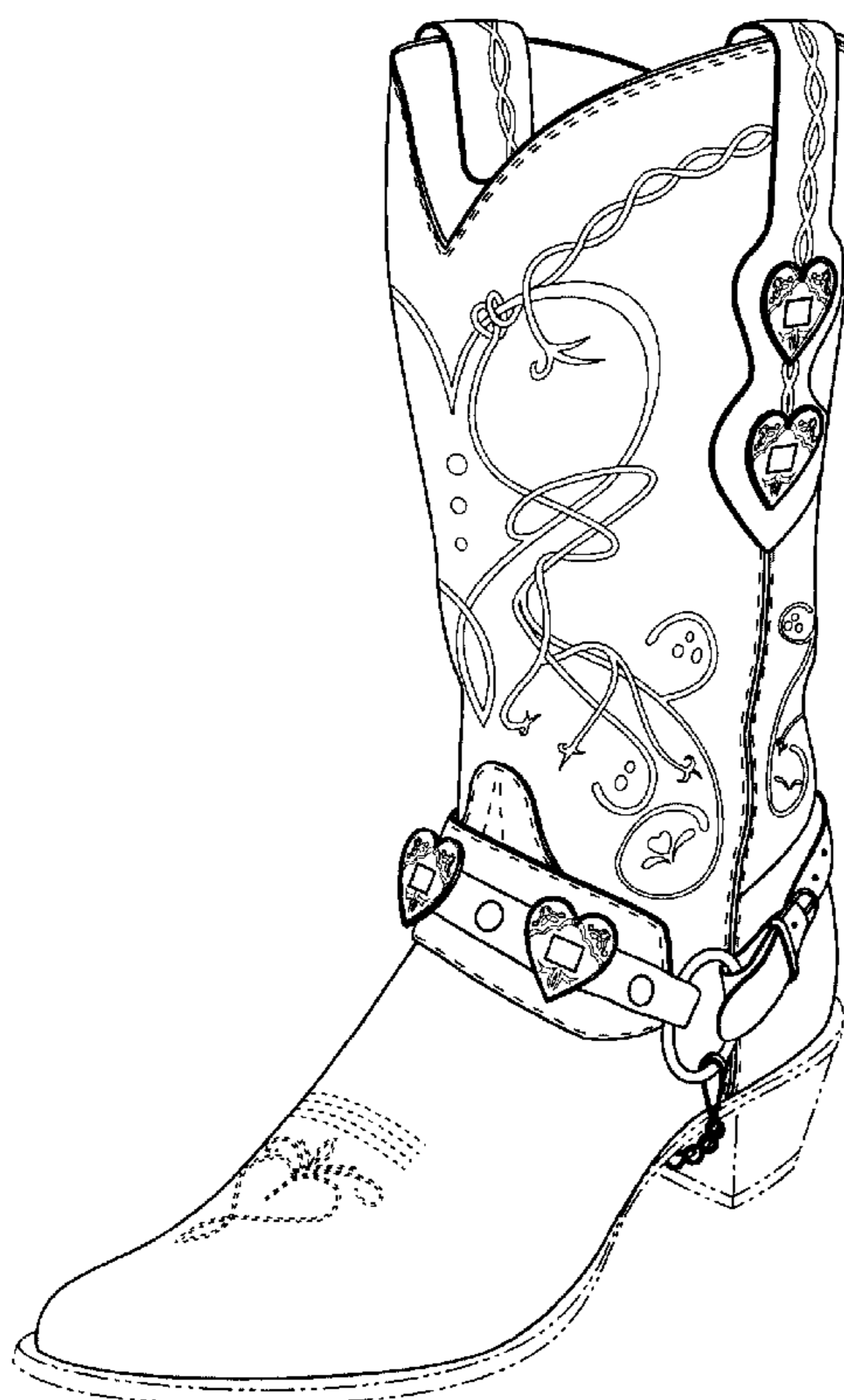
FIG. 5 is a top plan view thereof; and,

FIG. 6 is an enlarged view of one of the ornaments removed from the boot for clarity of illustration.

The dashed lines in FIGS. 1 to 5 illustrate stitching and form a part of the claimed design.

The phantom lines in FIGS. 1 to 5 illustrate environment and form no part of the claimed design.

1 Claim, 6 Drawing Sheets



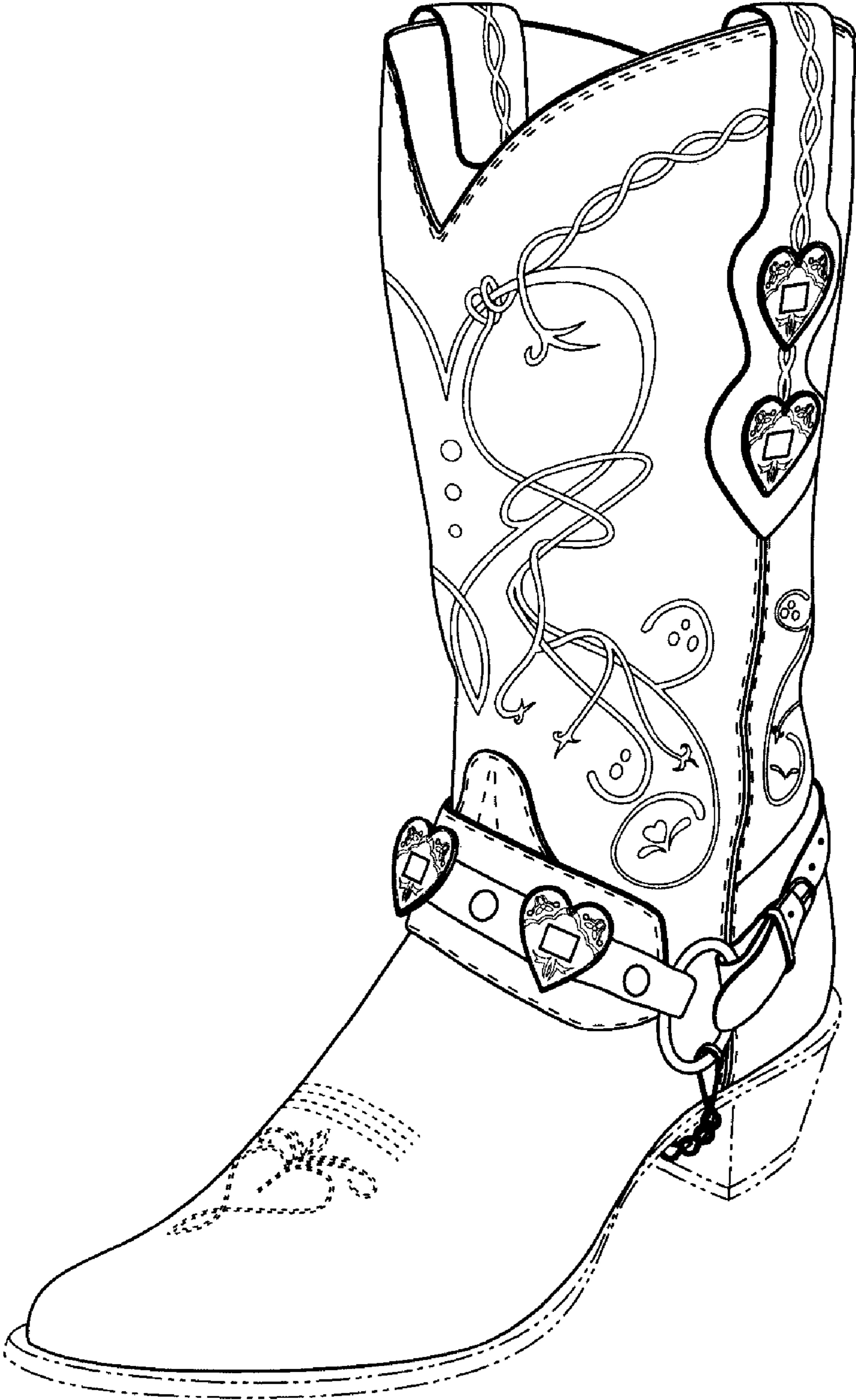


Fig. 1




Fig. 2




Fig. 3




Fig. 4

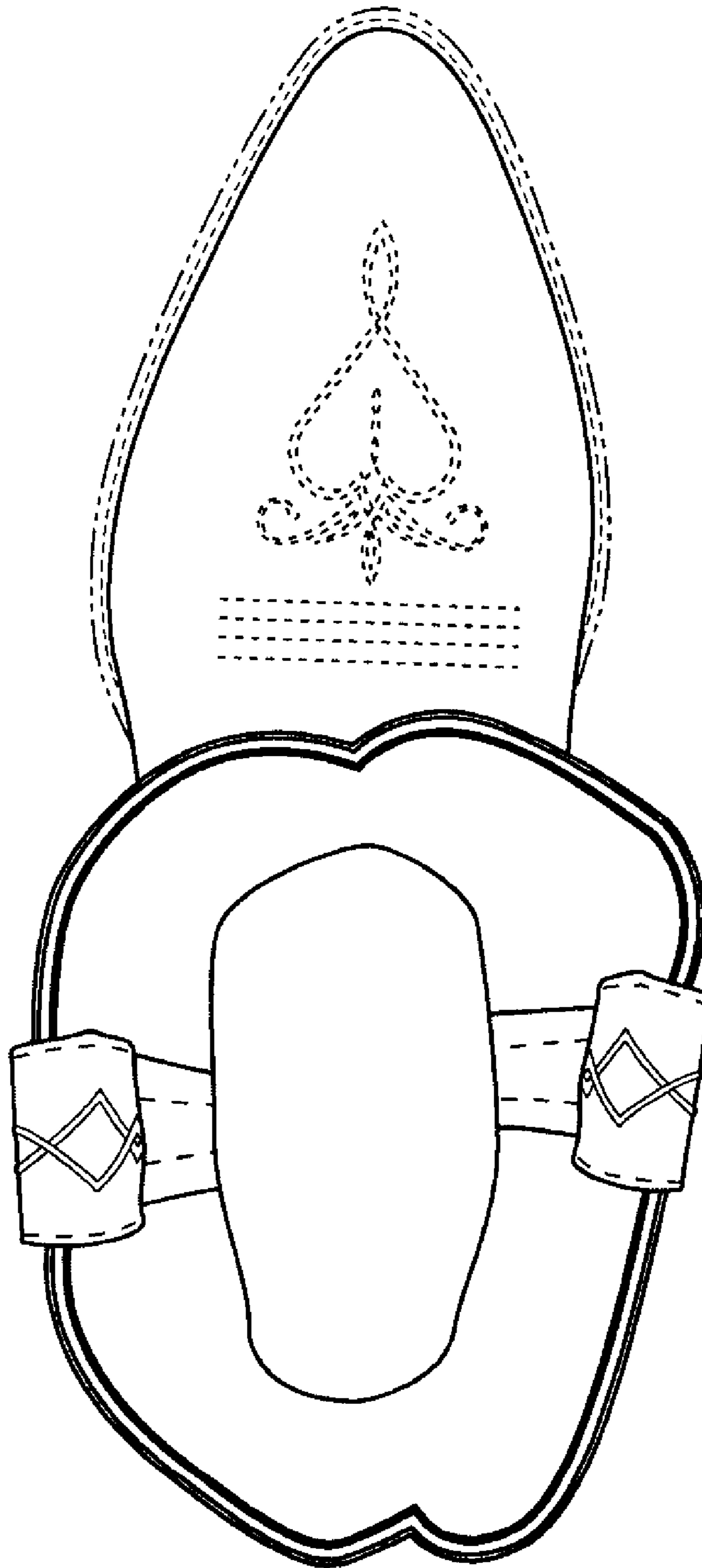


Fig. 5




Fig. 6