



US00D603152S

(12) **United States Design Patent**  
**Kovacs**

(10) **Patent No.:** **US D603,152 S**  
(45) **Date of Patent:** **\*\* Nov. 3, 2009**

(54) **PAIR OF SLIPPERS**  
(75) Inventor: **Nina Sue Kovacs**, Canal Winchester, OH (US)

5,644,856 A 7/1997 Bray, Jr.  
D421,829 S 3/2000 Bray, Jr. et al.  
6,112,432 A 9/2000 Bray, Jr. et al.

(Continued)

(73) Assignee: **R.G. Barry Corporation**, Pickerington, OH (US)

FOREIGN PATENT DOCUMENTS

(\*\*) Term: **14 Years**

CA 1333730 12/1994  
EP 0 396 296 A1 11/1990

(21) Appl. No.: **29/286,262**

OTHER PUBLICATIONS

(22) Filed: **Apr. 30, 2007**

Photograph of Isotoner PillowStep Slipper (Front and Left Side Perspective), 1 Page (date unknown).

(51) **LOC (9) Cl.** ..... **02-04**

(Continued)

(52) **U.S. Cl.** ..... **D2/961; D2/969**

*Primary Examiner*—Stella M Reid  
*Assistant Examiner*—Keli L Hill

(58) **Field of Classification Search** ..... D2/896,  
D2/916–920, 925, 929, 969, 940, 943, 946,  
D2/947, 949, 950, 961, 972–974; 36/84–86,  
36/104, 3 A, 3 B, 7.5, 11.5, 9 R, 12, 17 R,  
36/21, 26, 28, 43, 45

(74) *Attorney, Agent, or Firm*—Merchant & Gould P.C.

See application file for complete search history.

(57) **CLAIM**

The ornamental design for a pair of slippers, as shown and described.

(56) **References Cited**

**DESCRIPTION**

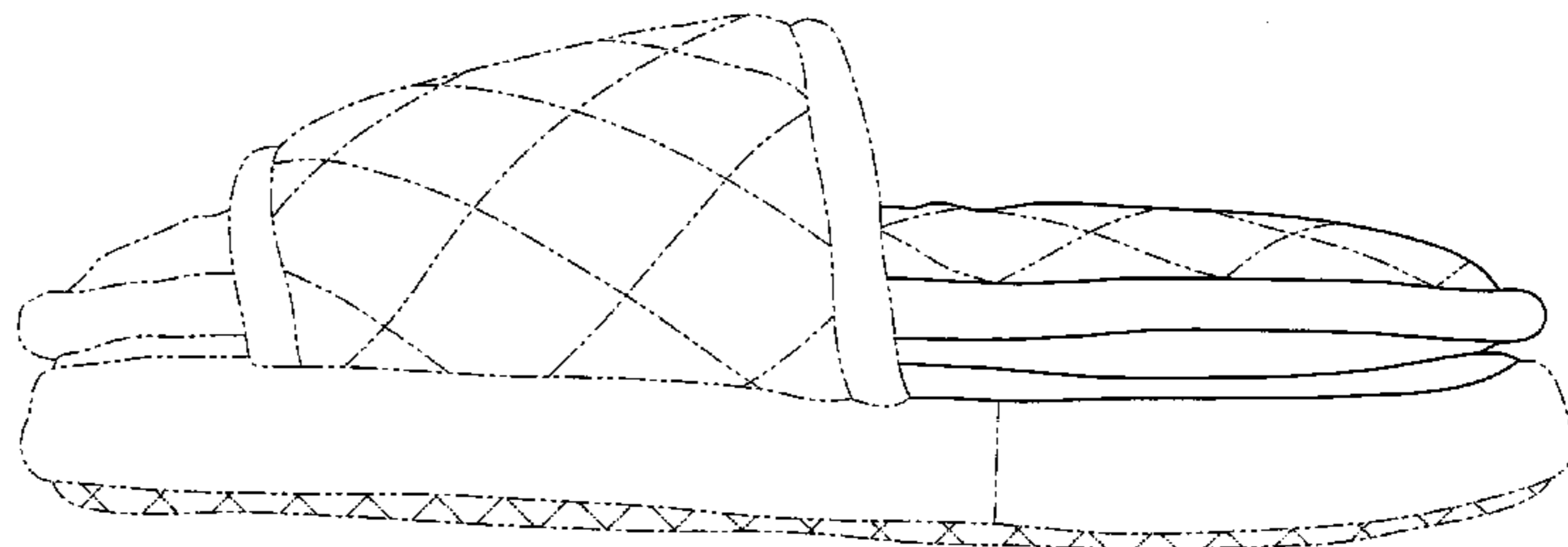
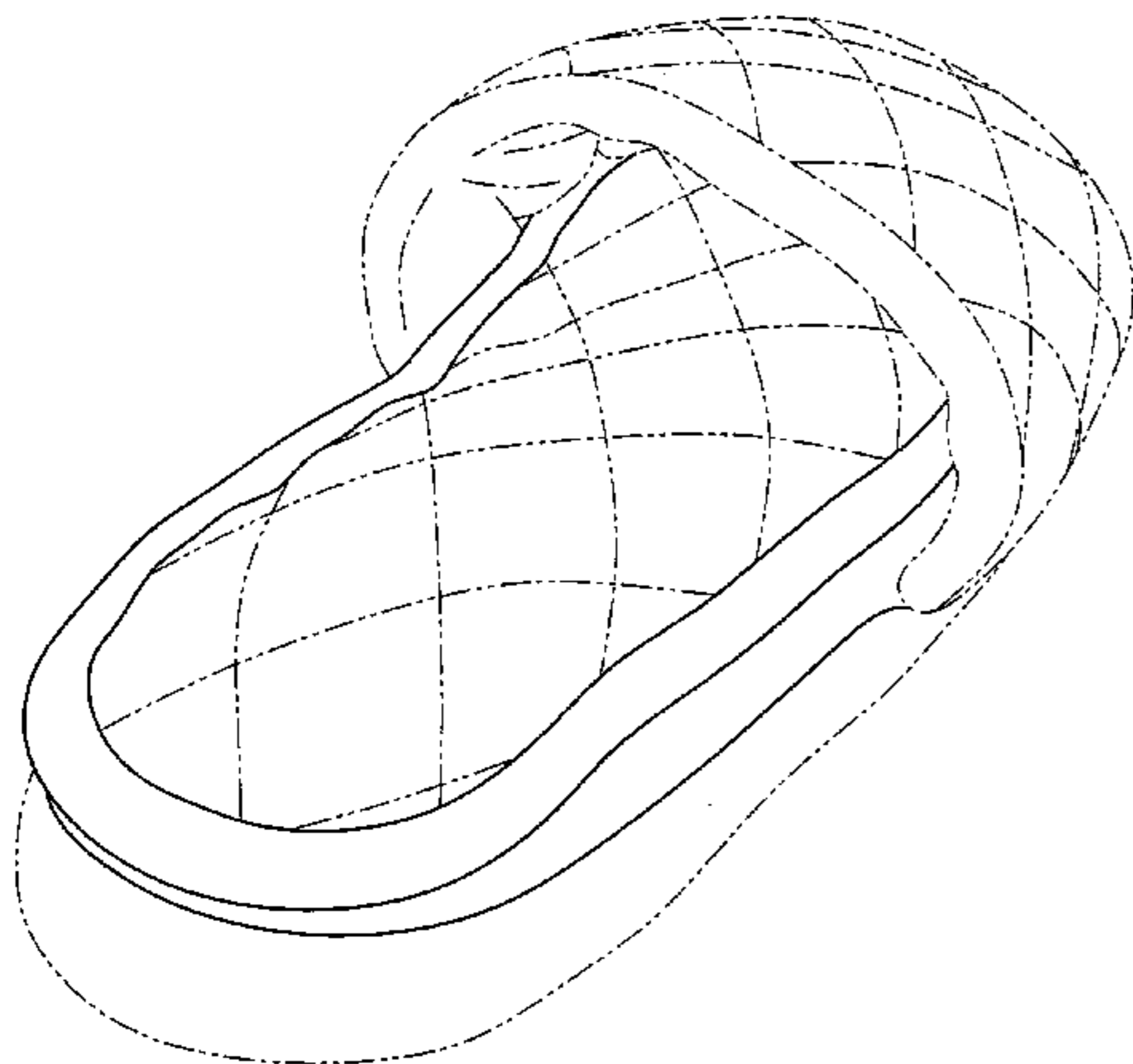
U.S. PATENT DOCUMENTS

443,803 A	12/1890	Sperry	
654,618 A	7/1900	Freschl	
693,644 A	2/1902	Freschl	
737,916 A	9/1903	Fisher	
1,221,890 A	4/1917	Millar	
2,384,481 A	9/1945	Margolin	
2,739,093 A	3/1956	Bull	
3,488,684 A	1/1970	Wrightson	
3,491,390 A	1/1970	Greenblatt et al.	
4,006,542 A	2/1977	Larson	
4,563,785 A	1/1986	Samelson	
4,610,099 A	9/1986	Signori	
4,899,412 A	2/1990	Ganon	
4,906,502 A	3/1990	Rudy	
4,965,901 A	10/1990	Normand	
5,012,541 A	5/1991	Ganon	
5,033,144 A	7/1991	Ganon	
D337,650 S *	7/1993	Thomas et al. ....	D2/961
5,465,508 A	11/1995	Bourdeau	
5,543,194 A	8/1996	Rudy	

FIG. 1 is a top, heel end, perspective view of a right foot component of a pair of slippers, embodying my new design, the left component has not been shown for ease of illustration; FIG. 2 is a top plan view thereof; FIG. 3 is a bottom plan view thereof; FIG. 4 is a right side elevational view thereof; FIG. 5 is a left side elevational view thereof; FIG. 6 is a toe end elevational view thereof; and, FIG. 7 is a heel end elevational thereof.

The broken lines shown at the end of the solid lines in FIG. 1 represent the bounds of the claimed design while all other broken lines are directed to environment and are for illustrative purposes only; the broken lines form no part of the claimed design.

**1 Claim, 6 Drawing Sheets**



# US D603,152 S

Page 2

## U.S. PATENT DOCUMENTS

D431,711 S \* 10/2000 Matis et al. .... D2/969  
6,226,894 B1 5/2001 Bray, Jr. et al.  
D448,548 S \* 10/2001 Simpson ..... D2/969  
D449,432 S \* 10/2001 Matis et al. .... D2/969  
6,301,722 B1 10/2001 Nickerson et al.  
D457,714 S 5/2002 Bray, Jr. et al.  
D471,346 S 3/2003 Bray, Jr. et al.  
6,560,900 B2 5/2003 Bray, Jr. et al.  
D486,956 S \* 2/2004 Williams ..... D2/919  
D488,295 S \* 4/2004 Rosenberg et al. .... D2/961  
D488,616 S 4/2004 Viering  
D488,617 S 4/2004 Viering  
D495,123 S \* 8/2004 Wakatake ..... D2/969  
6,872,270 B2 3/2005 Cho et al.  
D506,304 S \* 6/2005 Chiang ..... D2/917  
7,010,870 B2 3/2006 Mick et al.  
D519,266 S \* 4/2006 McClaskie ..... D2/959  
D519,270 S \* 4/2006 Bandini et al. .... D2/969  
D540,022 S \* 4/2007 Lebo ..... D2/971  
D546,040 S \* 7/2007 Andersen et al. .... D2/969  
D551,830 S \* 10/2007 Fudalik et al. .... D2/946  
D555,336 S \* 11/2007 Earle ..... D2/946  
D556,437 S \* 12/2007 Amado et al. .... D2/971  
D564,734 S \* 3/2008 Krompasick et al. .... D2/916  
D572,449 S \* 7/2008 Ringholz ..... D2/961

D572,882 S \* 7/2008 VanLeuven ..... D2/917  
2001/0010128 A1\* 8/2001 Bray et al. .... 36/10

## OTHER PUBLICATIONS

Photograph of Isotoner PillowStep Slipper (Front and Right Side Perspective), 1 Page (date unknown).  
Photograph of Isotoner PillowStep Slipper (Rear and Right Side Perspective), 1 Page (date unknown).  
Photograph of Isotoner PillowStep Slipper (Rear and Left Side Perspective), 1 Page (date unknown).  
Photograph of Isotoner PillowStep Slipper (Left Side Elevation View), 1 Page (date unknown).  
Photograph of Isotoner PillowStep Slipper (Right Side Elevation View), 1 Page (date unknown).  
Photograph of Isotoner PillowStep Slipper (Top Plan View), 1 Page (date unknown).  
Photograph of Isotoner PillowStep Slipper (Bottom Plan View), 1 Page (date unknown).  
Photograph of Isotoner PillowStep Slipper (Front Elevation View), 1 Page (date unknown).  
Photograph of Isotoner PillowStep Slipper (Rear Elevation View), 1 Page (date unknown).  
Photograph of Isotoner PillowStep Slipper (Rear and Left Side Perspective View of Heel Portion), 1 Page (date unknown).  
U.S. Appl. No. 29/292,879, filed Oct. 30, 2007 (70 pages).

\* cited by examiner

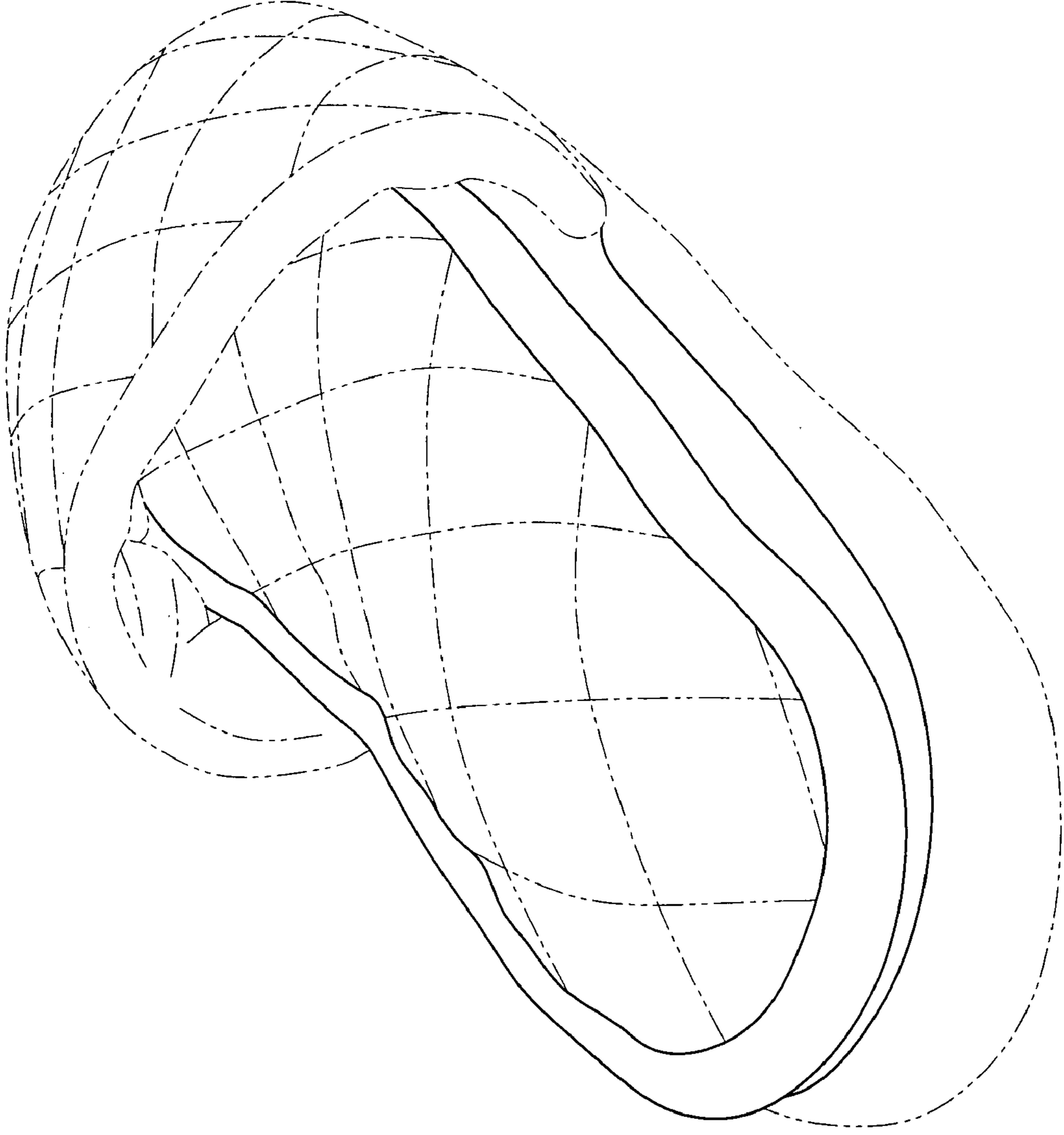


FIG. 1

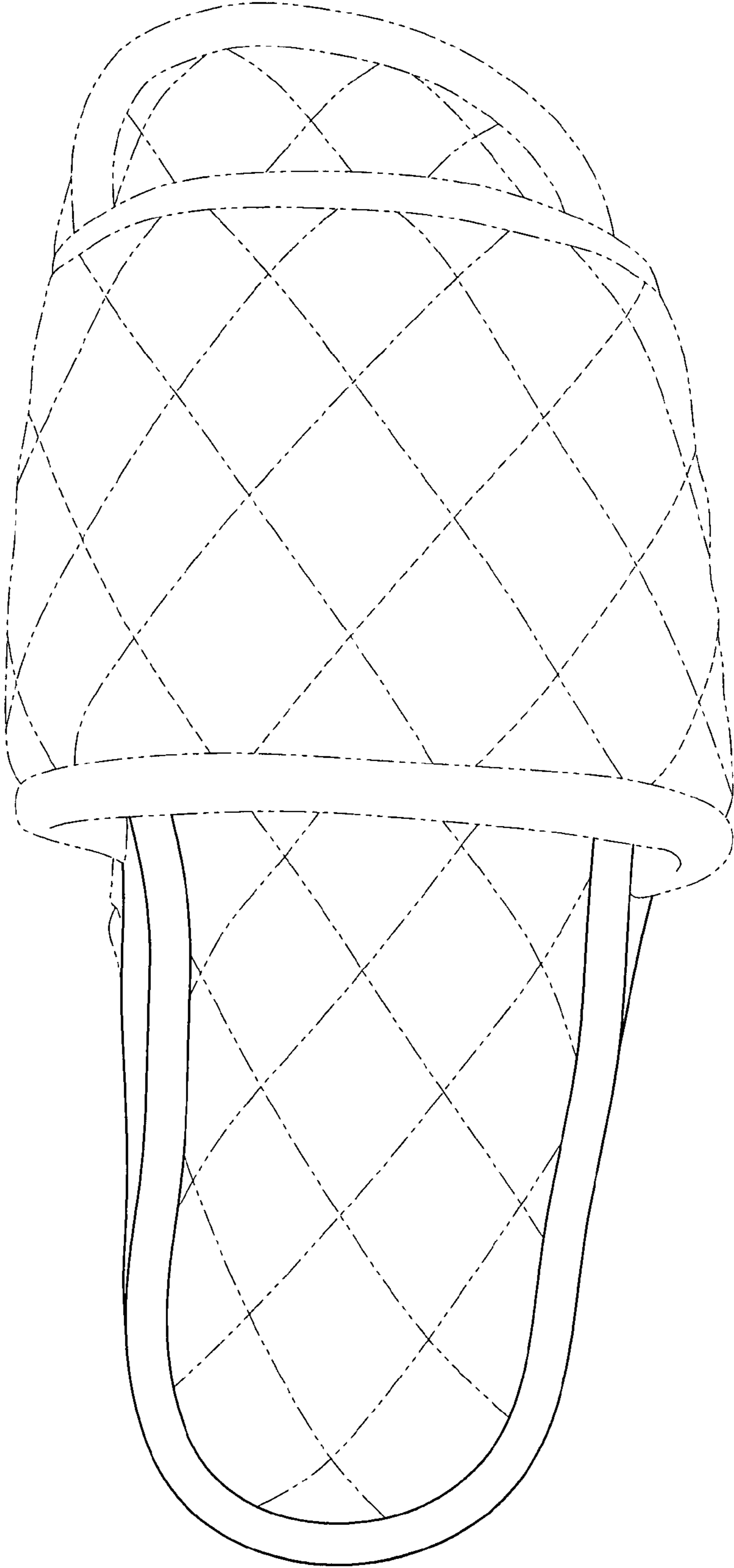


FIG. 2



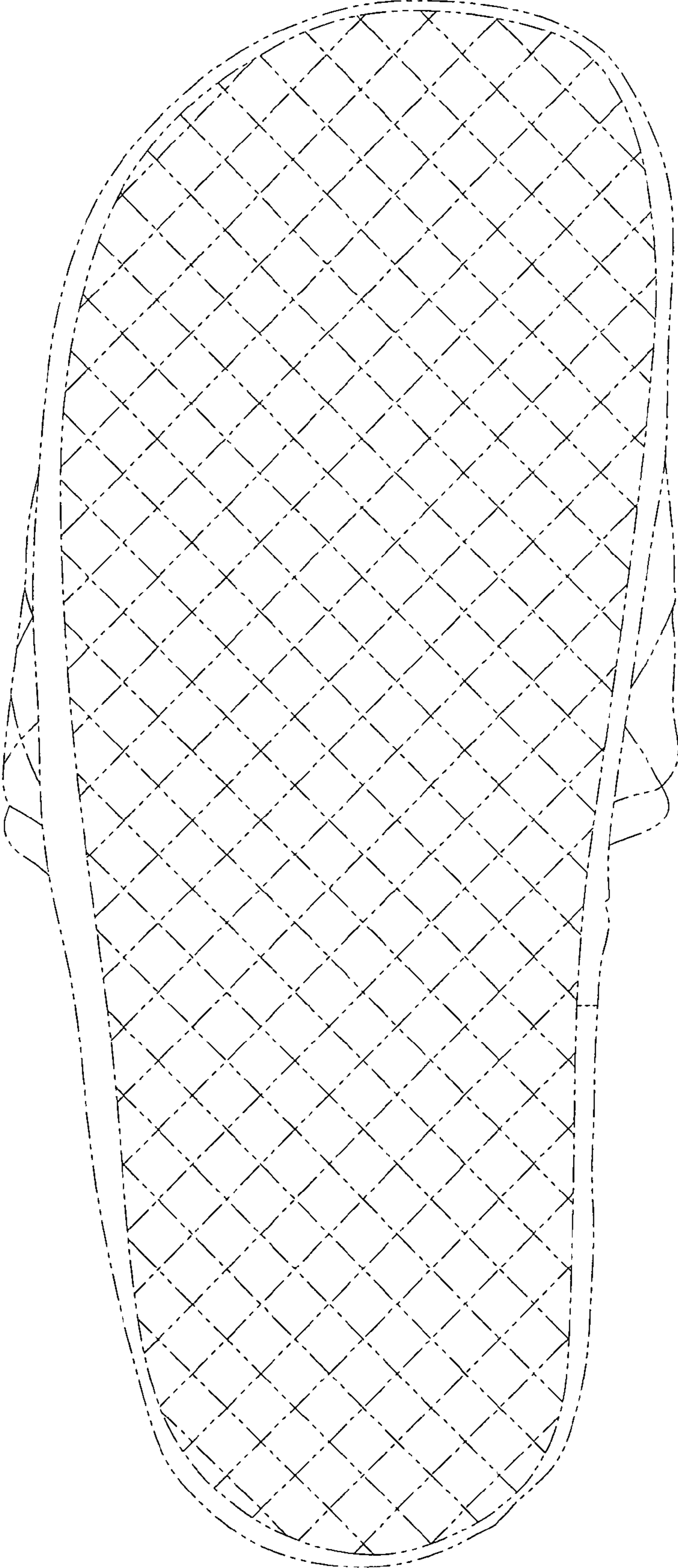


FIG. 3

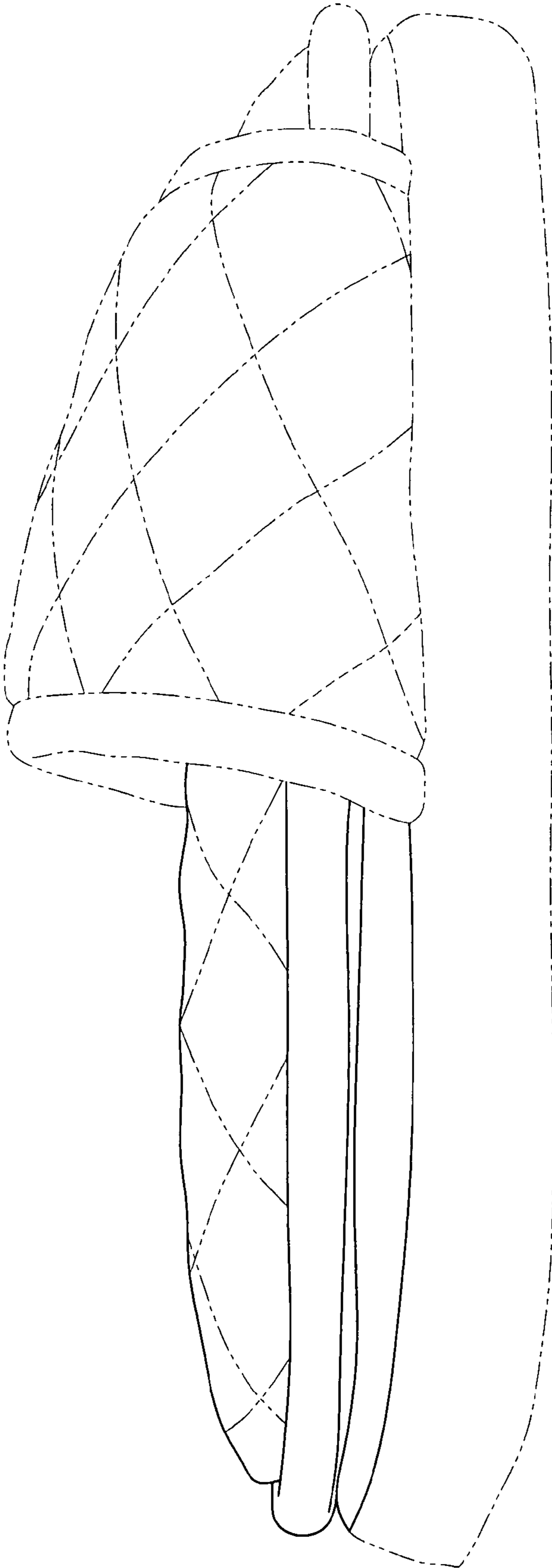


FIG. 4

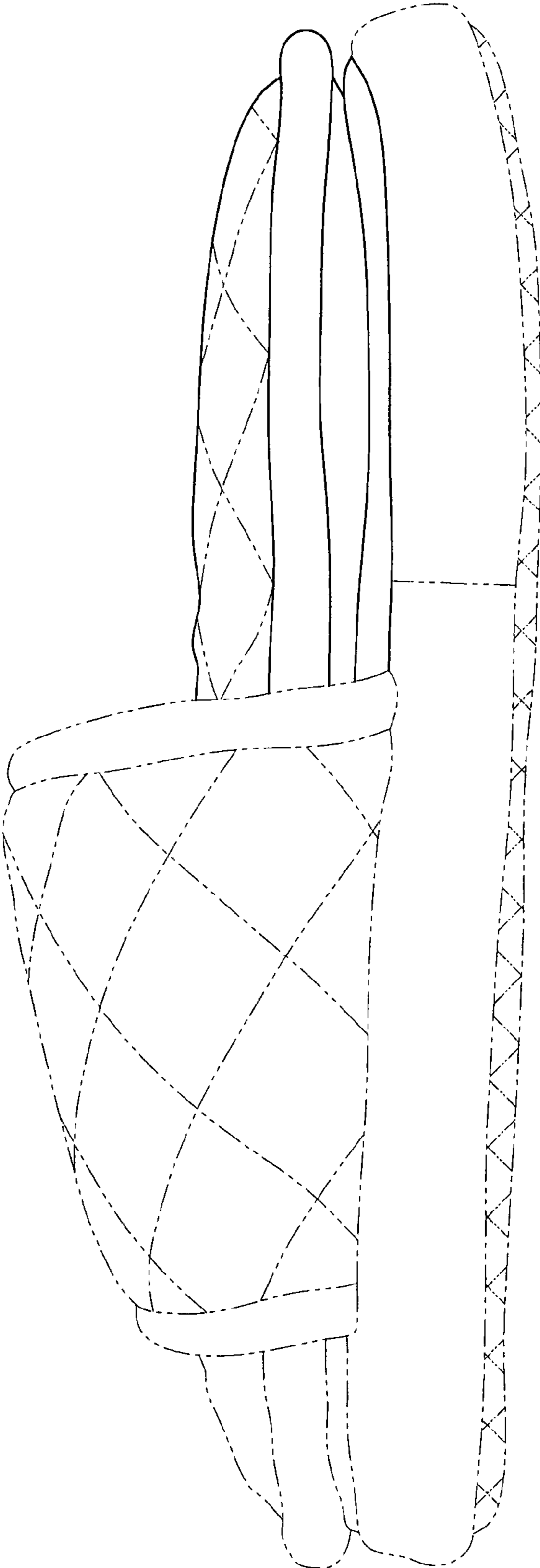


FIG. 5

FIG. 6

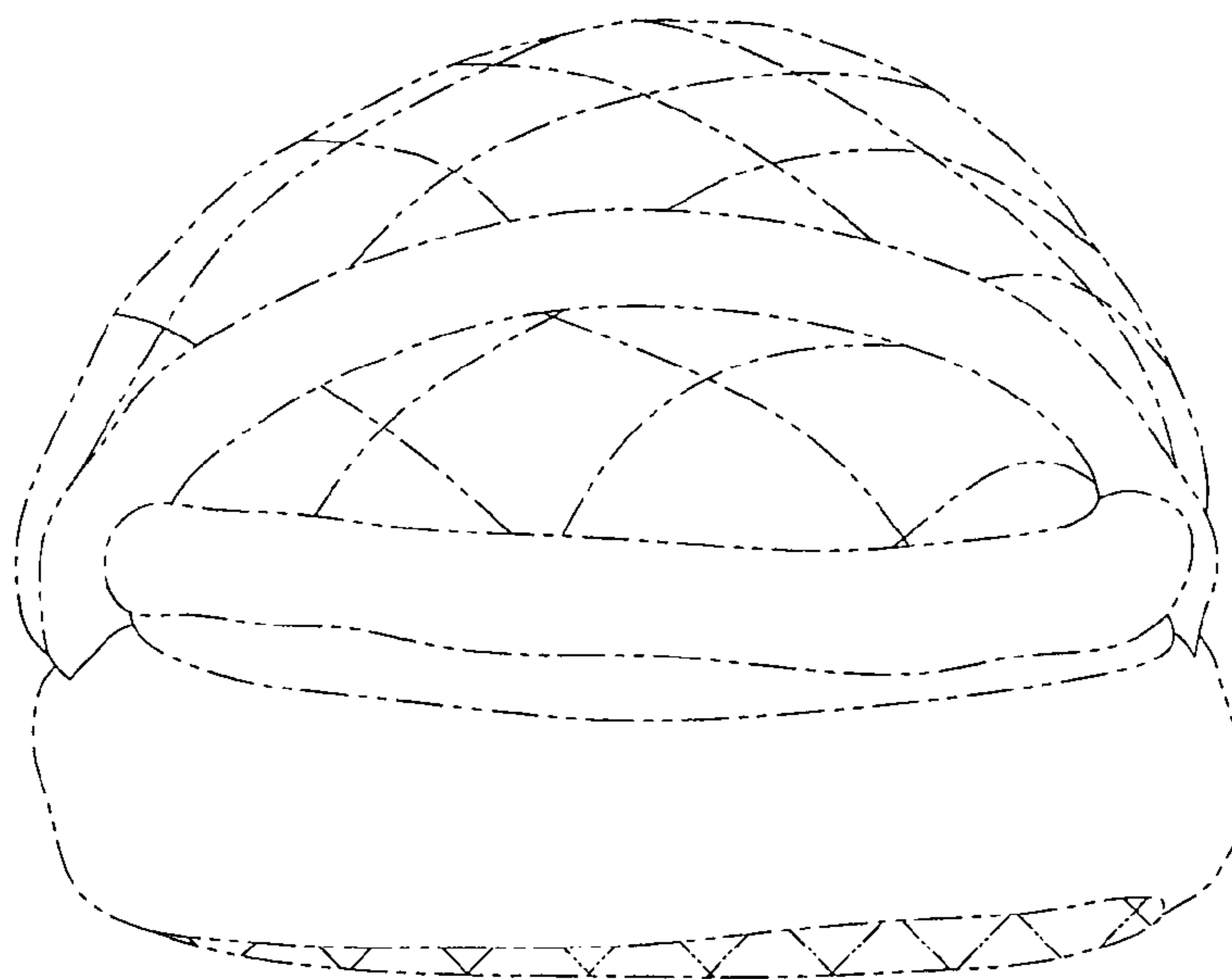


FIG. 7

