



US00D603145S

(12) **United States Design Patent**
Erby

(10) **Patent No.:** **US D603,145 S**

(45) **Date of Patent:** **** Nov. 3, 2009**

(54) **HEAD COVERING**

(76) **Inventor:** **Karen D. Erby**, 425 N. 95th Ave.,
Greeley, CO (US) 80631

(**) **Term:** **14 Years**

(21) **Appl. No.:** **29/314,784**

(22) **Filed:** **Apr. 29, 2009**

(51) **LOC (9) Cl.** **02-03**

(52) **U.S. Cl.** **D2/882**

(58) **Field of Classification Search** D2/865,
D2/886, 867, 877, 878, 880, 881, 883, 889;
2/68, 171, 174, 202, 203, 204, 205, 200.1,
2/200.2, 200.3, 209.11; 132/273, 274
See application file for complete search history.

(56) **References Cited**

U.S. PATENT DOCUMENTS

| | | | | | | |
|-----------|----|---|---------|------------------|-------|---------|
| D47,165 | S | * | 3/1915 | Miller | | D2/867 |
| D47,166 | S | * | 3/1915 | Miller | | D2/867 |
| 1,594,206 | A | * | 7/1926 | Knapp | | 132/274 |
| 1,600,530 | A | * | 9/1926 | Becker et al. | | 132/274 |
| 1,610,480 | A | * | 12/1926 | Seilaz | | 132/274 |
| 1,618,297 | A | * | 2/1927 | Reinhold | | 132/274 |
| 2,446,122 | A | * | 7/1948 | Bills | | 2/174 |
| 2,580,323 | A | * | 12/1951 | Russell | | 2/181 |
| 3,166,766 | A | * | 1/1965 | Banello, Jr. | | 2/175.6 |
| 4,285,068 | A | * | 8/1981 | Ross | | 2/202 |
| 4,845,782 | A | * | 7/1989 | Gregg | | 2/172 |
| 5,214,800 | A | * | 6/1993 | Braun | | 2/173 |
| D376,681 | S | * | 12/1996 | Riesenman et al. | | D2/879 |
| 5,594,956 | A | * | 1/1997 | Barrientos | | 2/207 |
| 6,014,776 | A | * | 1/2000 | DeVinzio | | 2/207 |
| 6,115,843 | A | * | 9/2000 | Travalgia | | 2/171 |
| D474,001 | S | * | 5/2003 | Landers | | D2/882 |
| D517,780 | S | * | 3/2006 | Kim | | D2/882 |
| 7,096,510 | B2 | * | 8/2006 | Yeadon | | 2/202 |
| 7,200,874 | B2 | * | 4/2007 | Leguenec | | 2/202 |
| D564,732 | S | * | 3/2008 | Cash, Sr. | | D2/884 |

| | | | | | | |
|--------------|----|---|---------|-----------------|-------|--------|
| 7,337,475 | B1 | * | 3/2008 | Wood | | 2/202 |
| 7,454,799 | B2 | * | 11/2008 | Wuenske et al. | | 2/172 |
| D595,483 | S | * | 7/2009 | Behling et al. | | D2/882 |
| 2005/0034215 | A1 | * | 2/2005 | Harrison et al. | | 2/207 |
| 2006/0059606 | A1 | * | 3/2006 | Ferrara | | 2/412 |
| 2007/0214545 | A1 | * | 9/2007 | Rhodes | | 2/207 |
| 2008/0307561 | A1 | * | 12/2008 | Grey et al. | | 2/202 |
| 2009/0126078 | A1 | * | 5/2009 | Rashid | | 2/207 |

FOREIGN PATENT DOCUMENTS

GB 2058538 * 12/1996

* cited by examiner

Primary Examiner—Elizabeth A Albert
Assistant Examiner—Karen E Eldridge Powers
(74) *Attorney, Agent, or Firm*—William E. Hein

(57) **CLAIM**

The ornamental design for a head covering, as shown and described.

DESCRIPTION

FIG. 1 is a front perspective view of a head covering showing my new design;

FIG. 2 is a rear perspective view thereof, the broken line showings of a wearer of the head covering being for purposes of illustrating environmental structure forming no part of the claimed design;

FIG. 3 is a right side elevation view thereof, the left side elevation view being a mirror image;

FIG. 4 is a front elevation view thereof;

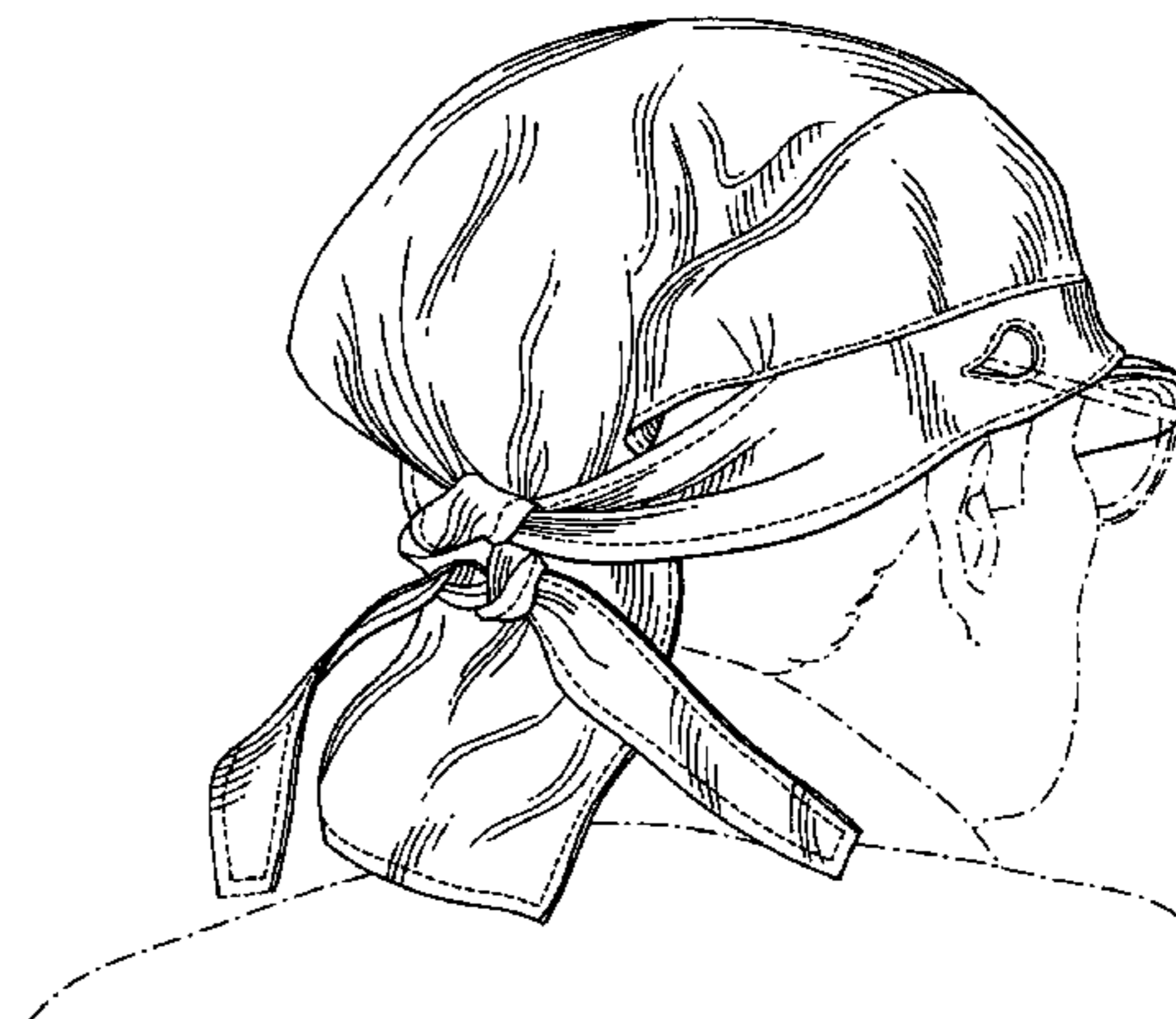
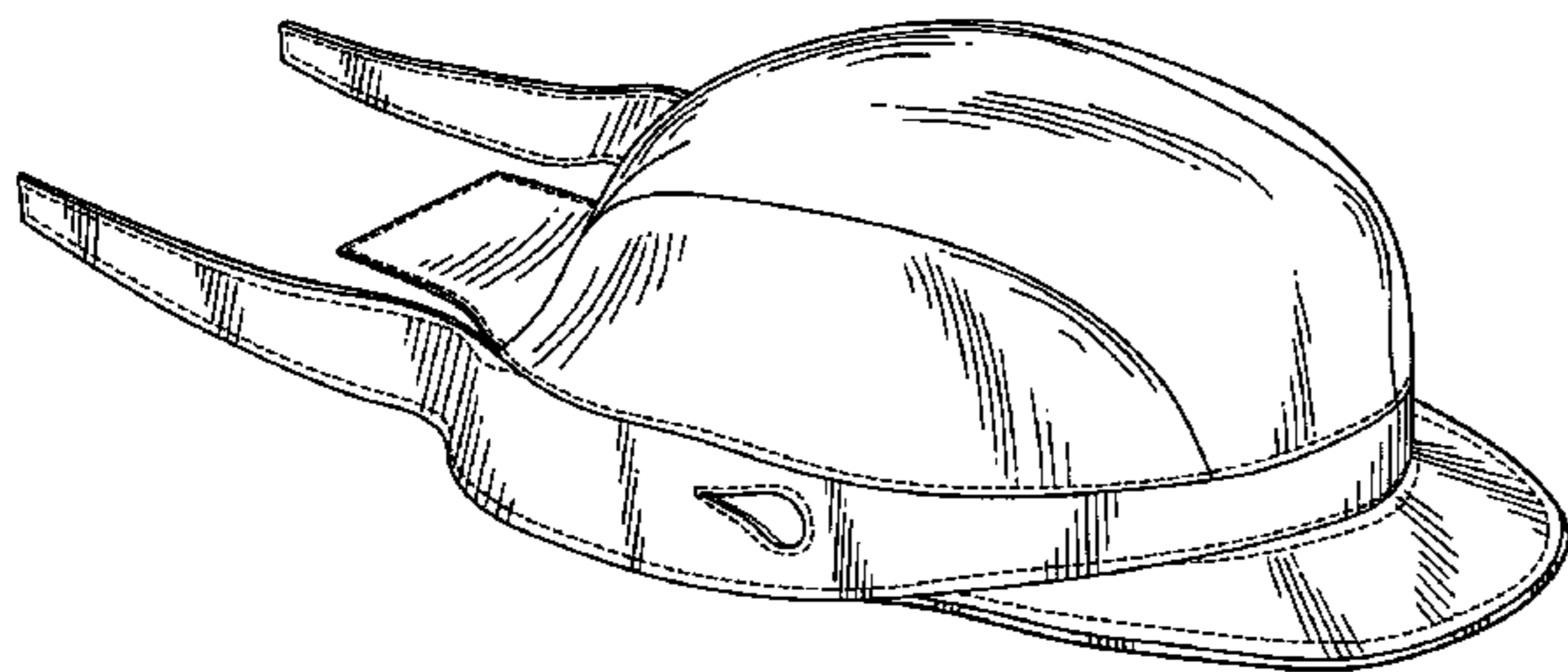
FIG. 5 is a rear elevation view thereof;

FIG. 6 is a top plan view thereof; and,

FIG. 7 is a bottom plan view thereof.

The broken lines shown on the head covering itself illustrate stitching, and form a part of the claimed design.

1 Claim, 3 Drawing Sheets



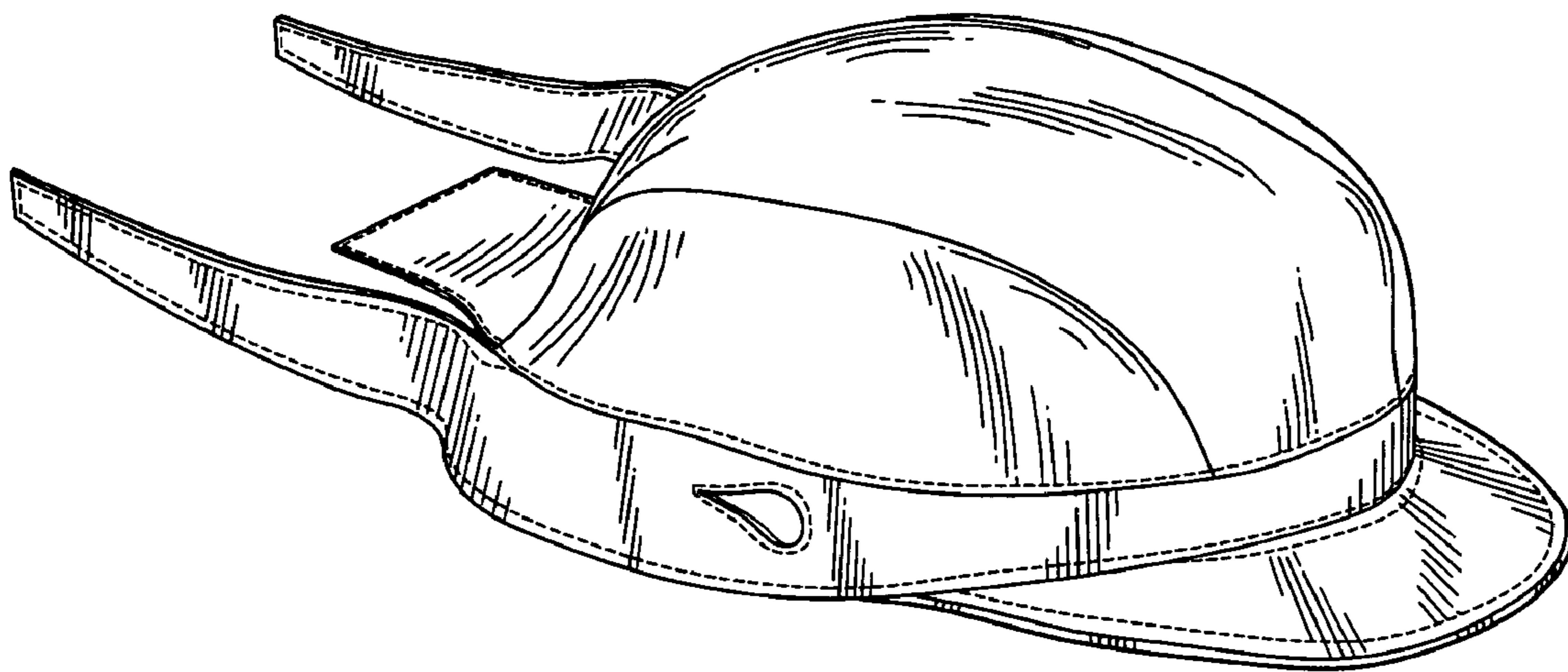


FIG.1

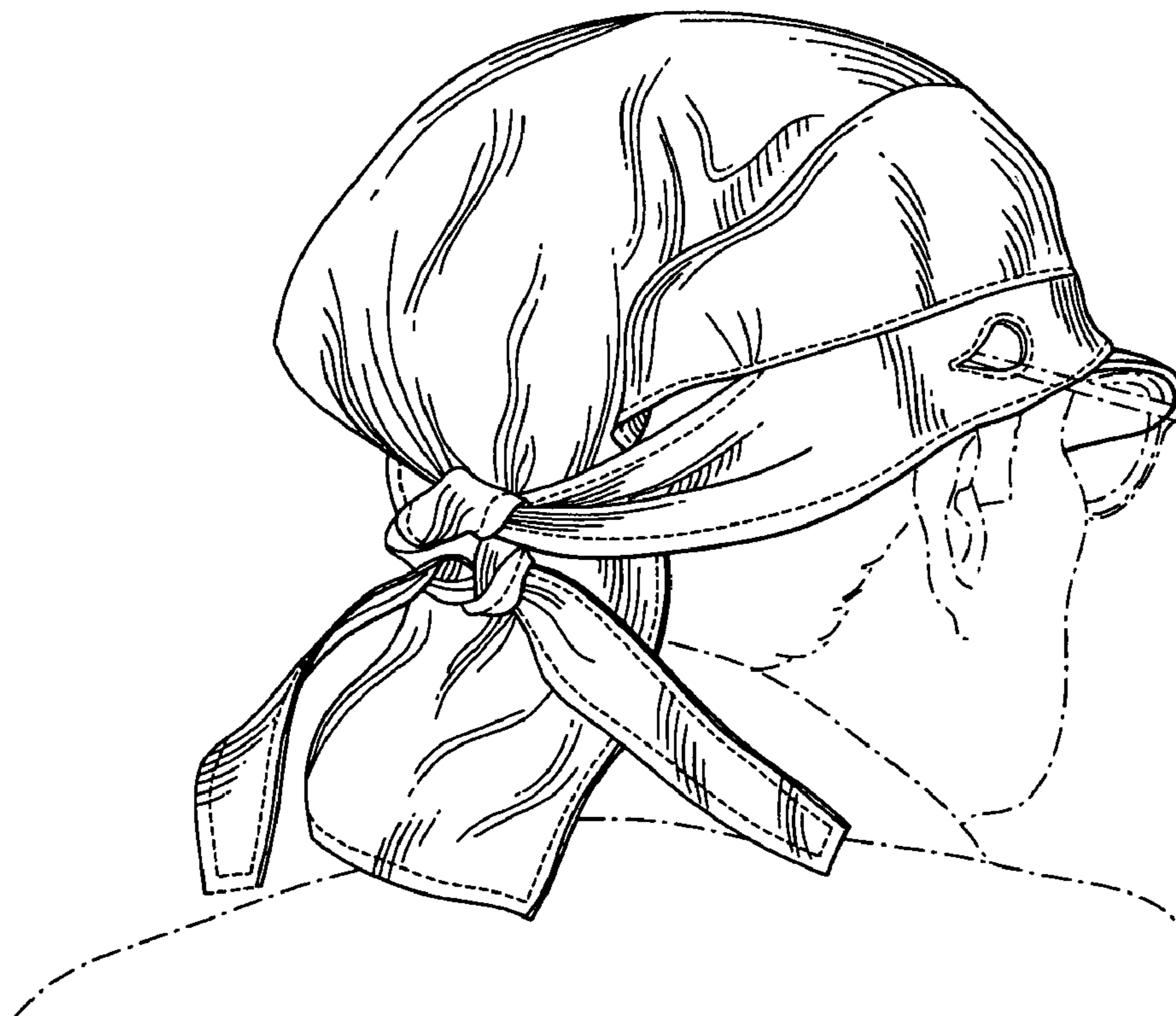


FIG.2

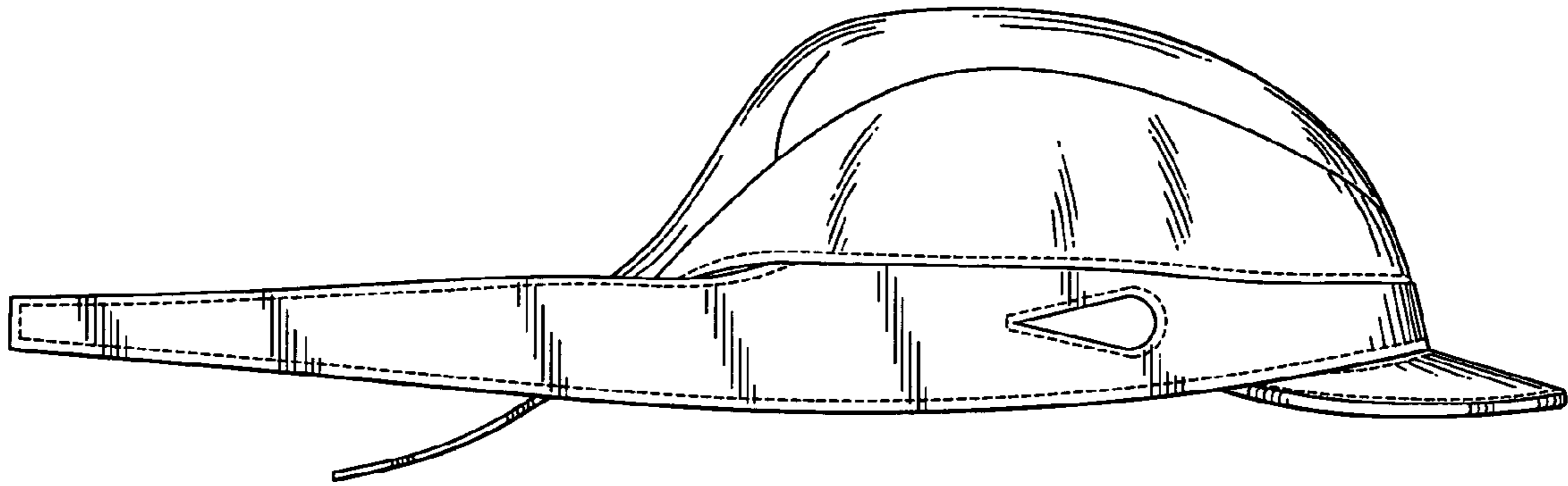


FIG. 3

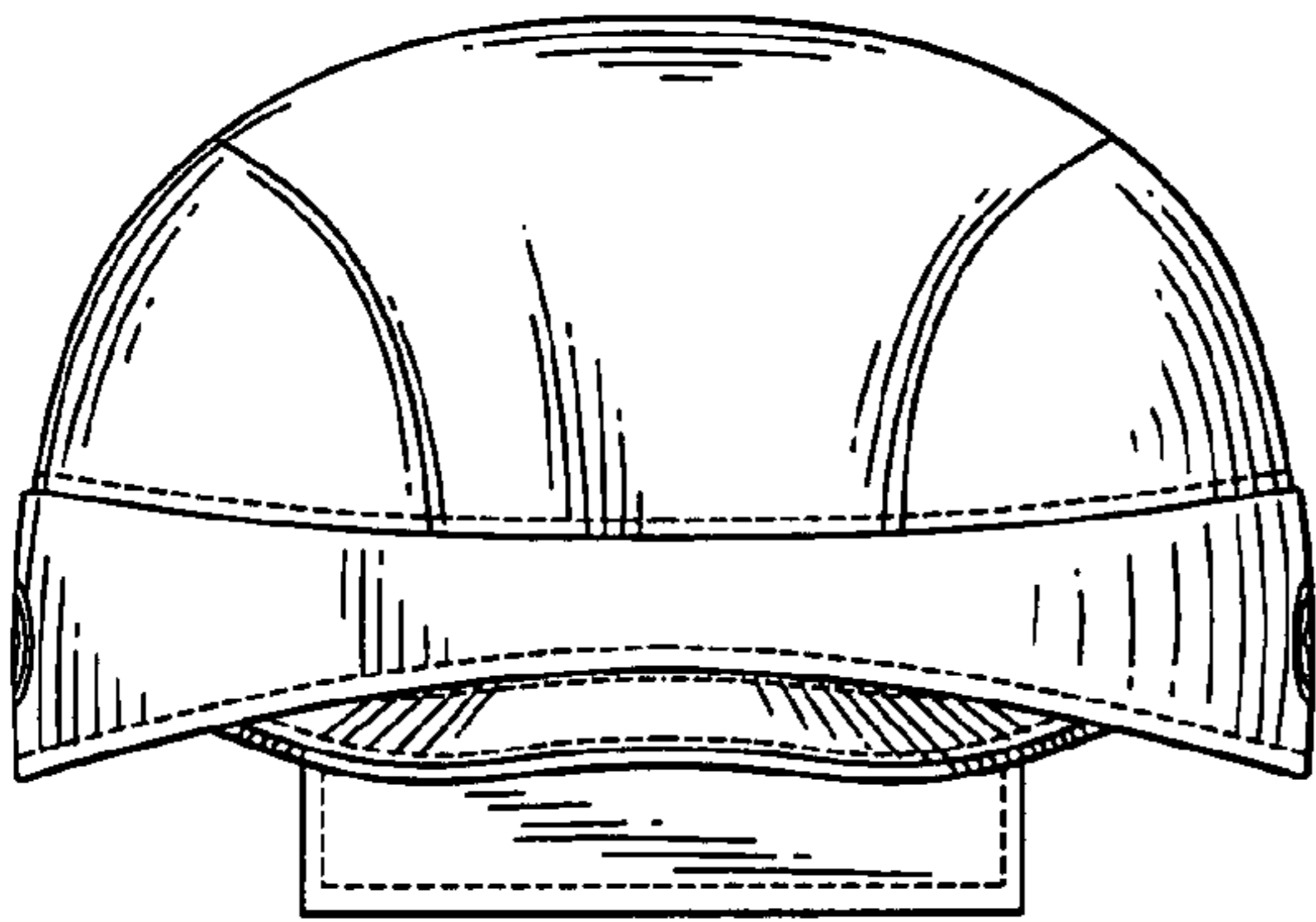


FIG. 4




FIG. 5

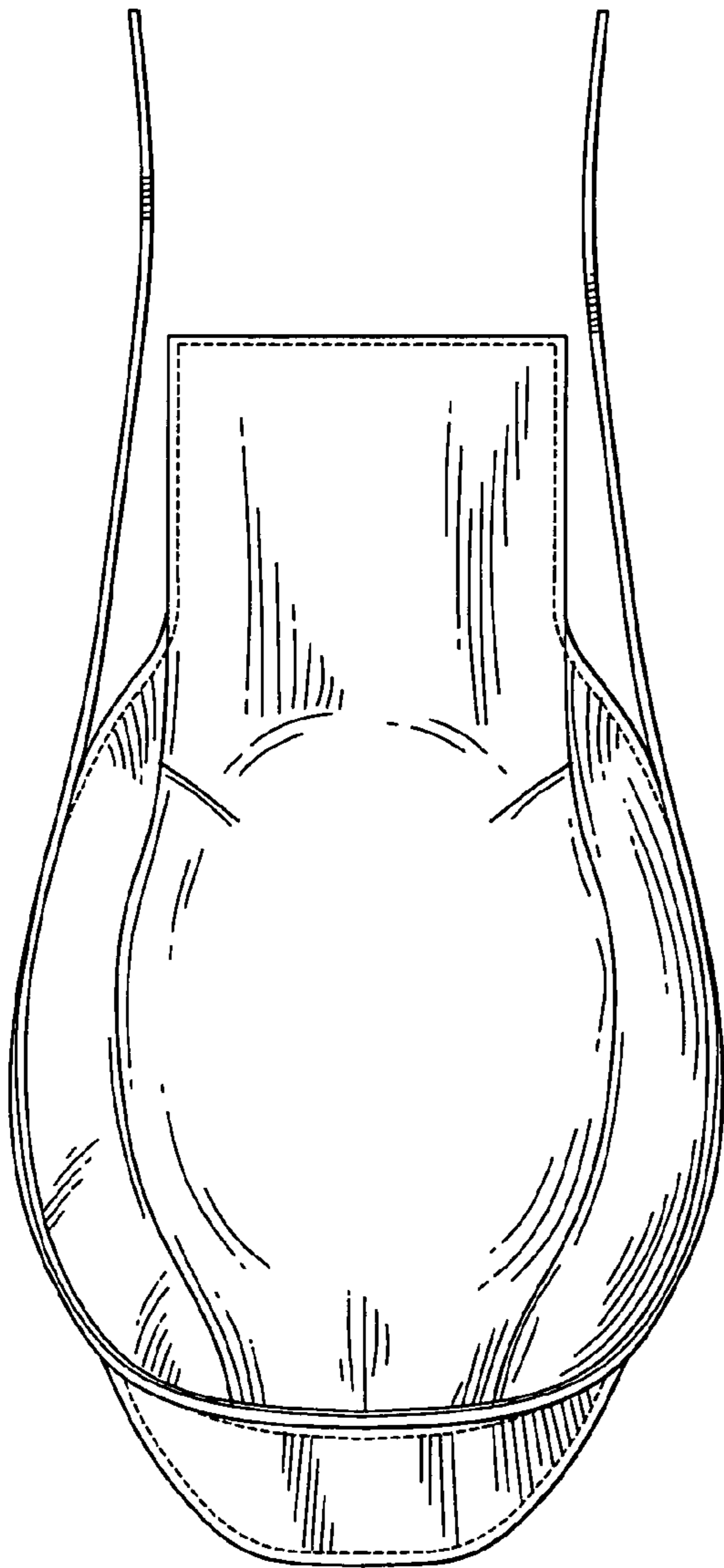


FIG. 6

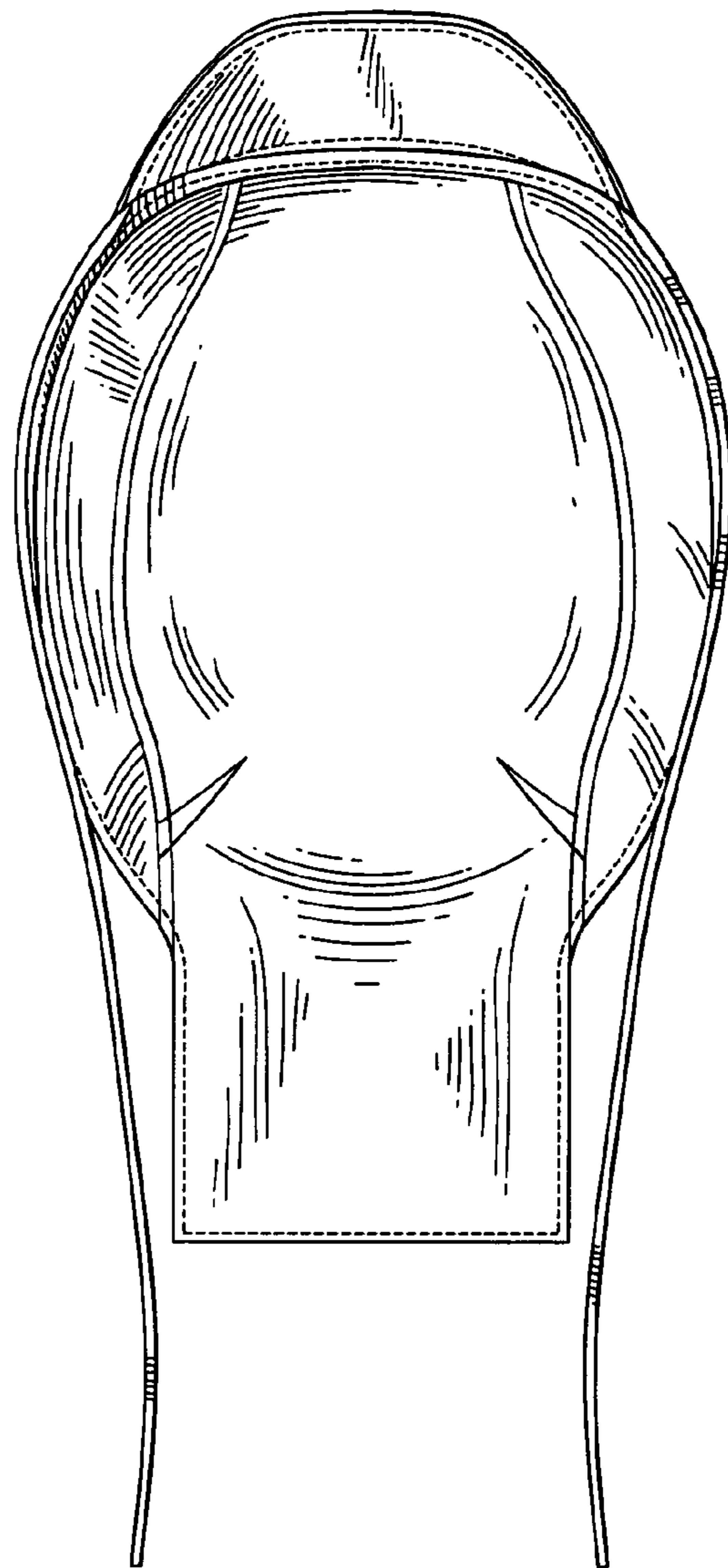


FIG. 7