



US00D603142S

(12) **United States Design Patent**
Wright et al.

(10) **Patent No.:** **US D603,142 S**
(45) **Date of Patent:** **** Nov. 3, 2009**

(54) **PROTECTIVE GARMENT**

(75) Inventors: **Sandra Wright**, Redding, CT (US);
Mackenzie Wright-Sullivan, Newtown,
CT (US)

(73) Assignee: **I'm Still Me, LLC**, Redding, CT (US)

(**) Term: **14 Years**

(21) Appl. No.: **29/327,649**

(22) Filed: **Nov. 10, 2008**

Related U.S. Application Data

(63) Continuation of application No. 11/789,582, filed on
Apr. 25, 2007, now abandoned.

(51) **LOC (9) Cl.** **02-02**

(52) **U.S. Cl.** **D2/860**

(58) **Field of Classification Search** D2/740,
D2/860-864, 502; 2/15, 46, 48-52, 88; D6/608;
D16/301

See application file for complete search history.

(56) **References Cited**

U.S. PATENT DOCUMENTS

1,837,499	A *	12/1931	Sparhawk	2/460
2,727,239	A *	12/1955	Simon	2/49.2
2,955,293	A *	10/1960	Peterson	2/48
D302,167	S *	7/1989	Sherman	D16/301
5,079,777	A *	1/1992	Fowler et al.	2/50
D340,124	S *	10/1993	Paxton	D2/860
D388,812	S *	1/1998	Miehe et al.	D16/301

D448,477	S *	9/2001	Bartle et al.	D24/124
6,641,264	B1 *	11/2003	Schwebel	351/62
D492,091	S *	6/2004	Nakama-Mitsunaga	D2/861
D531,391	S *	11/2006	Carroll	D2/860
D585,631	S *	2/2009	Barclay	D2/861
D592,236	S *	5/2009	McGrath	D16/301

* cited by examiner

Primary Examiner—Ian Simmons
Assistant Examiner—R. Johnson

(57) **CLAIM**

The ornamental design for a protective garment, as shown and described.

DESCRIPTION

FIG. 1 is a perspective view of the protective garment as would be worn by a small child, wherein the broken line showing the child is for the purpose of illustrating environmental structure and forms no part of the claimed design;

FIG. 2 is a side perspective view of the protective garment as would be worn by a small child, wherein the broken line showing the child is for the purpose of illustrating environmental structure and forms no part of the claimed design;

FIG. 3 is a top plan view of the protective garment;

FIG. 4 is a bottom plan view of the protective garment;

FIG. 5 is a left side view of the protective garment;

FIG. 6 is a right side view of the protective garment;

FIG. 7 is a front view of the protective garment; and,

FIG. 8 is a rear view of the protective garment.

1 Claim, 3 Drawing Sheets

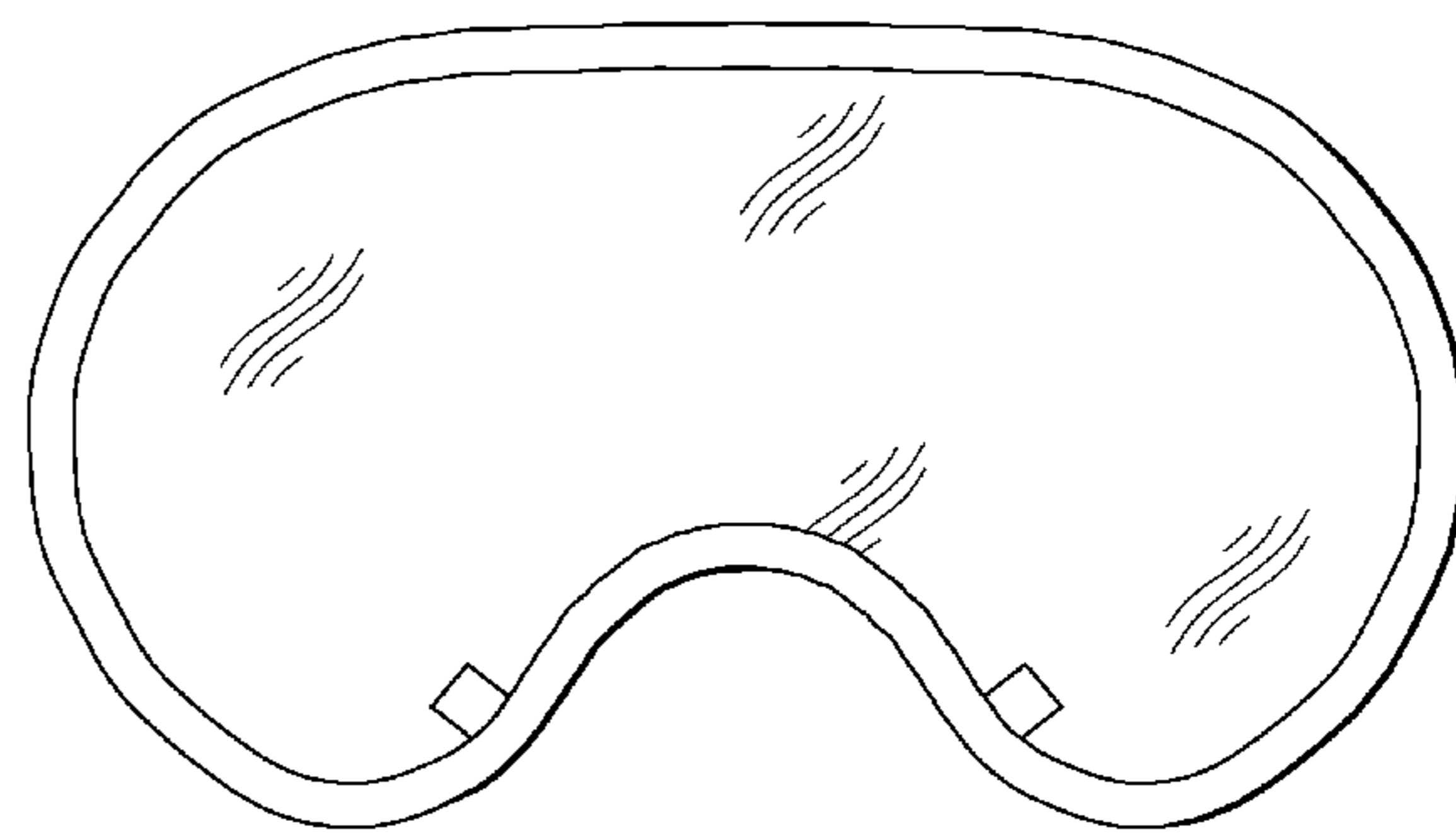
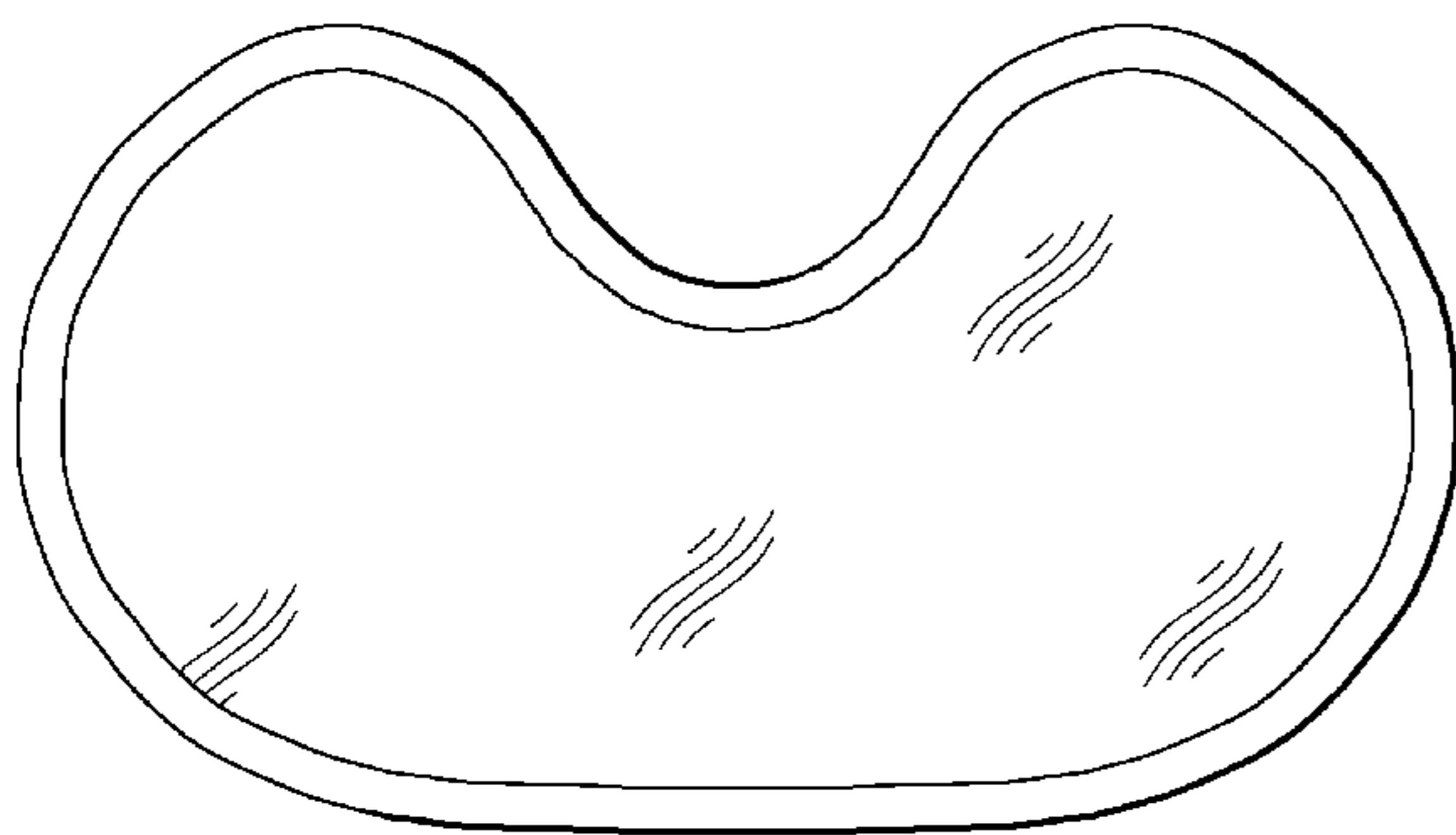


FIG. 1

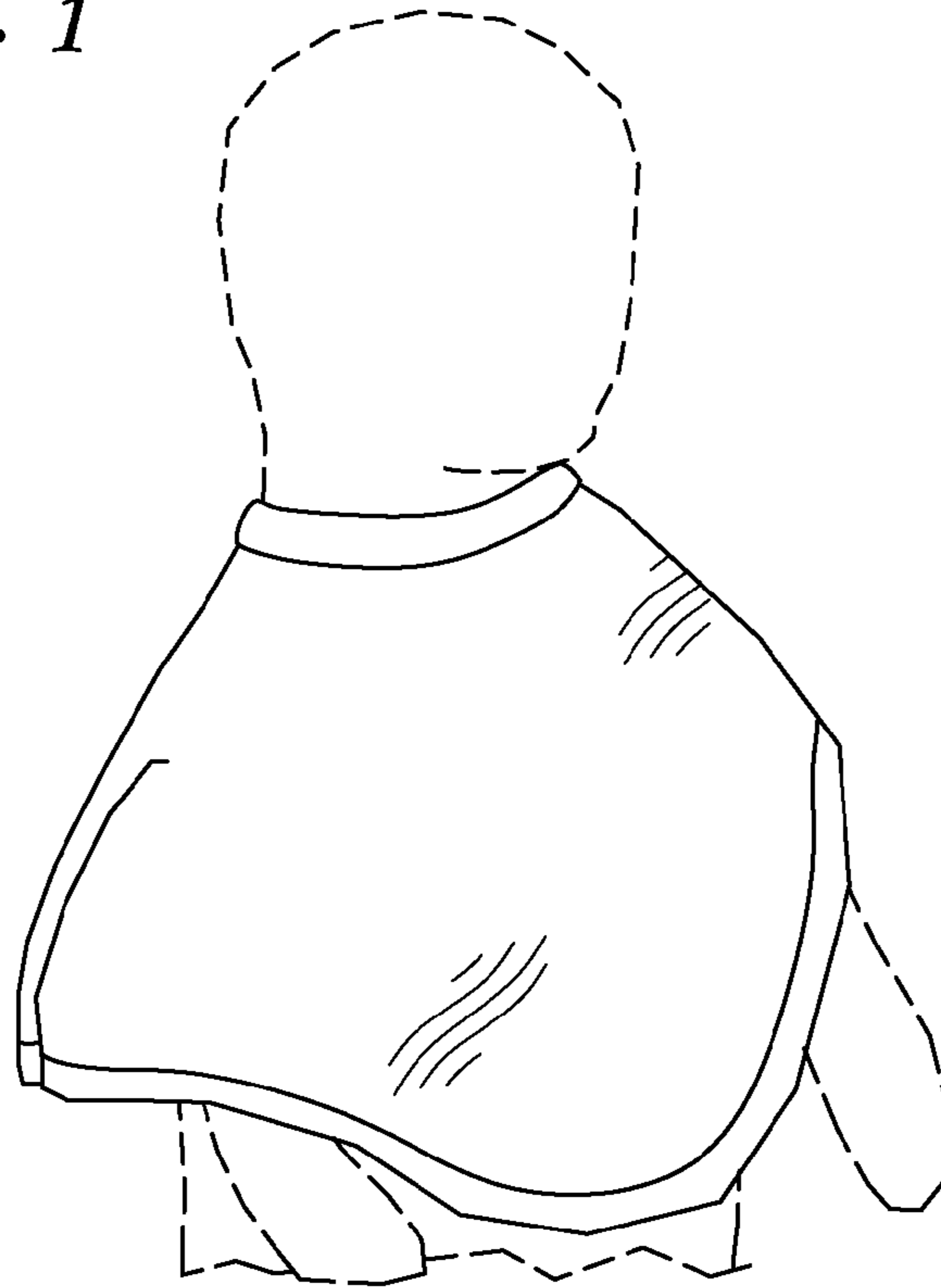


FIG. 2

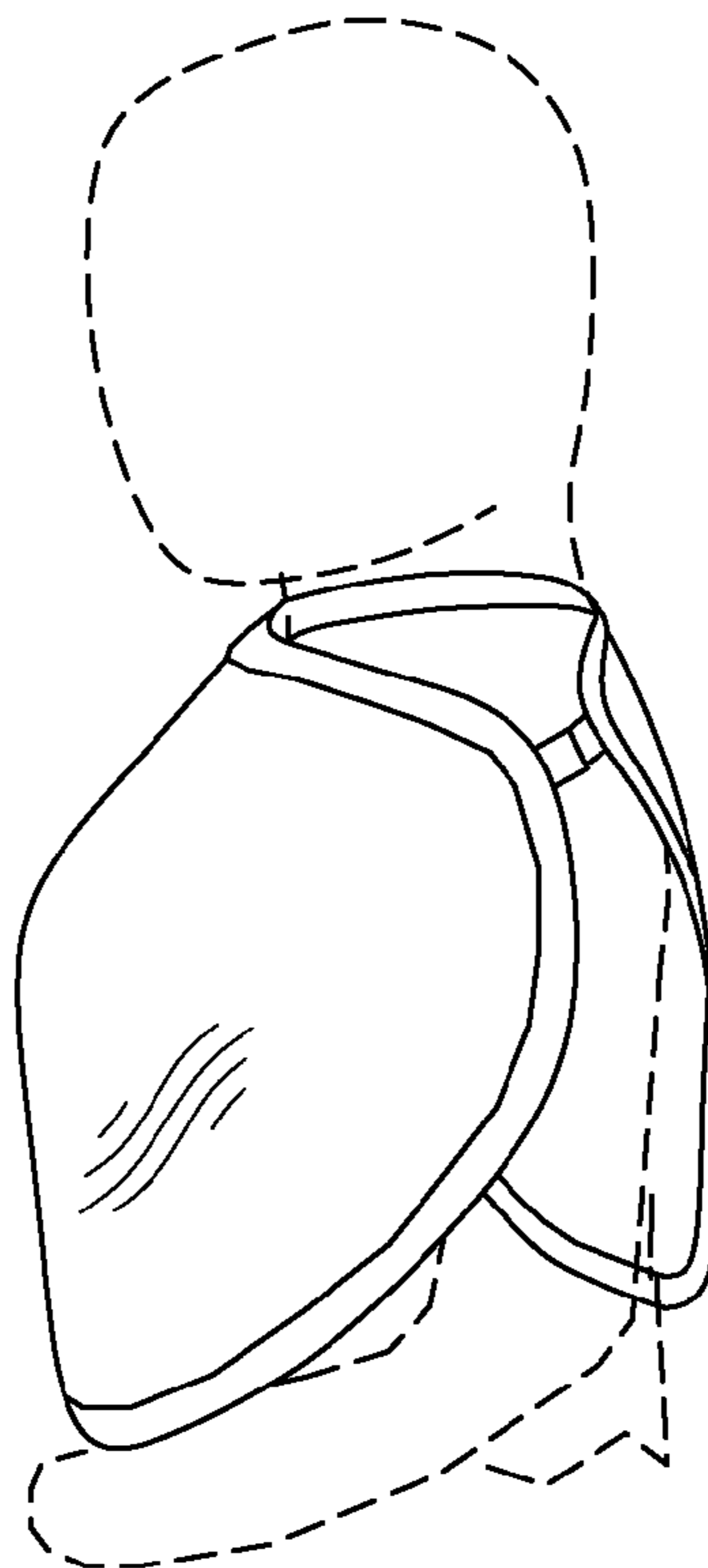


FIG. 3

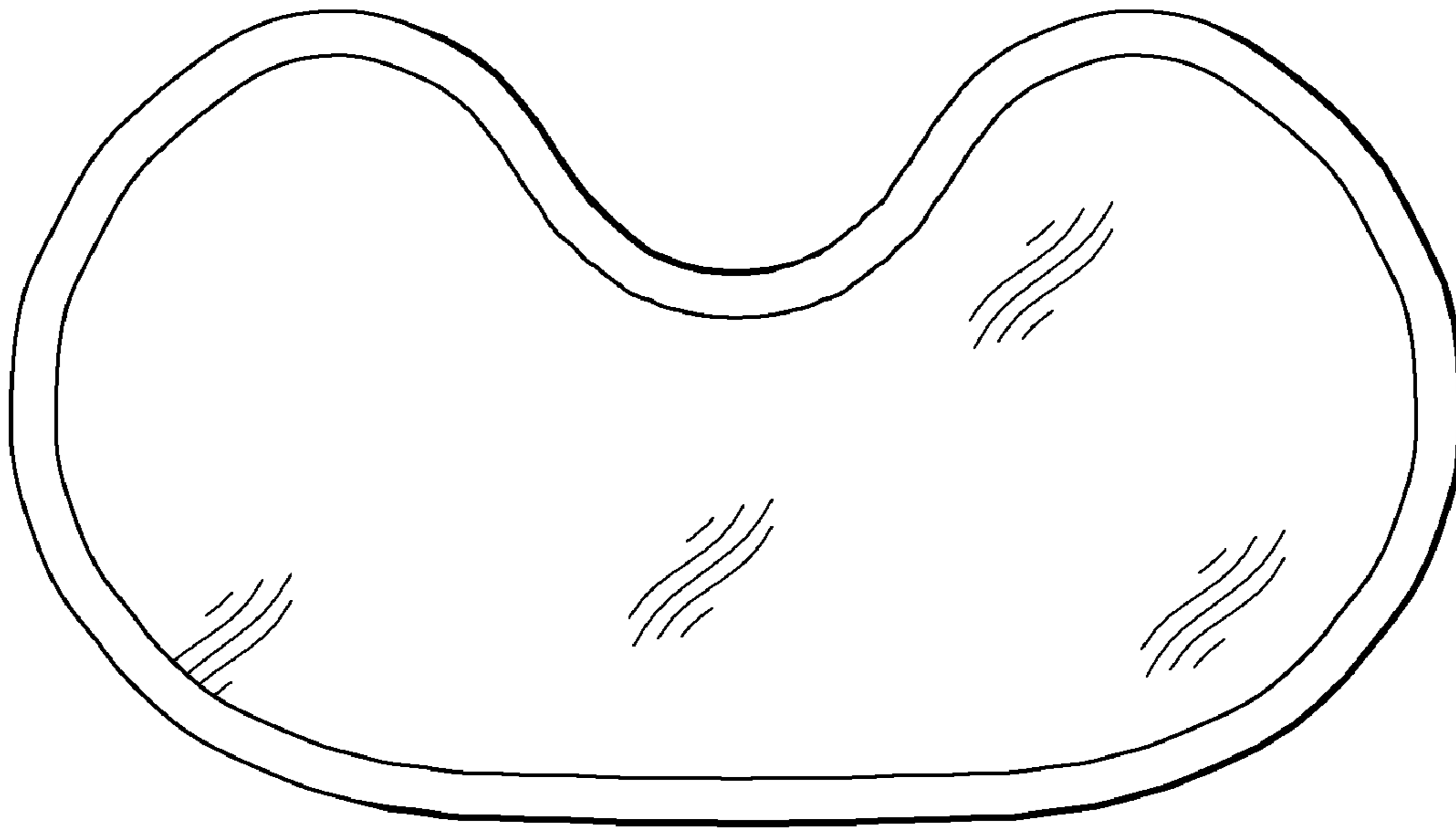


FIG. 4

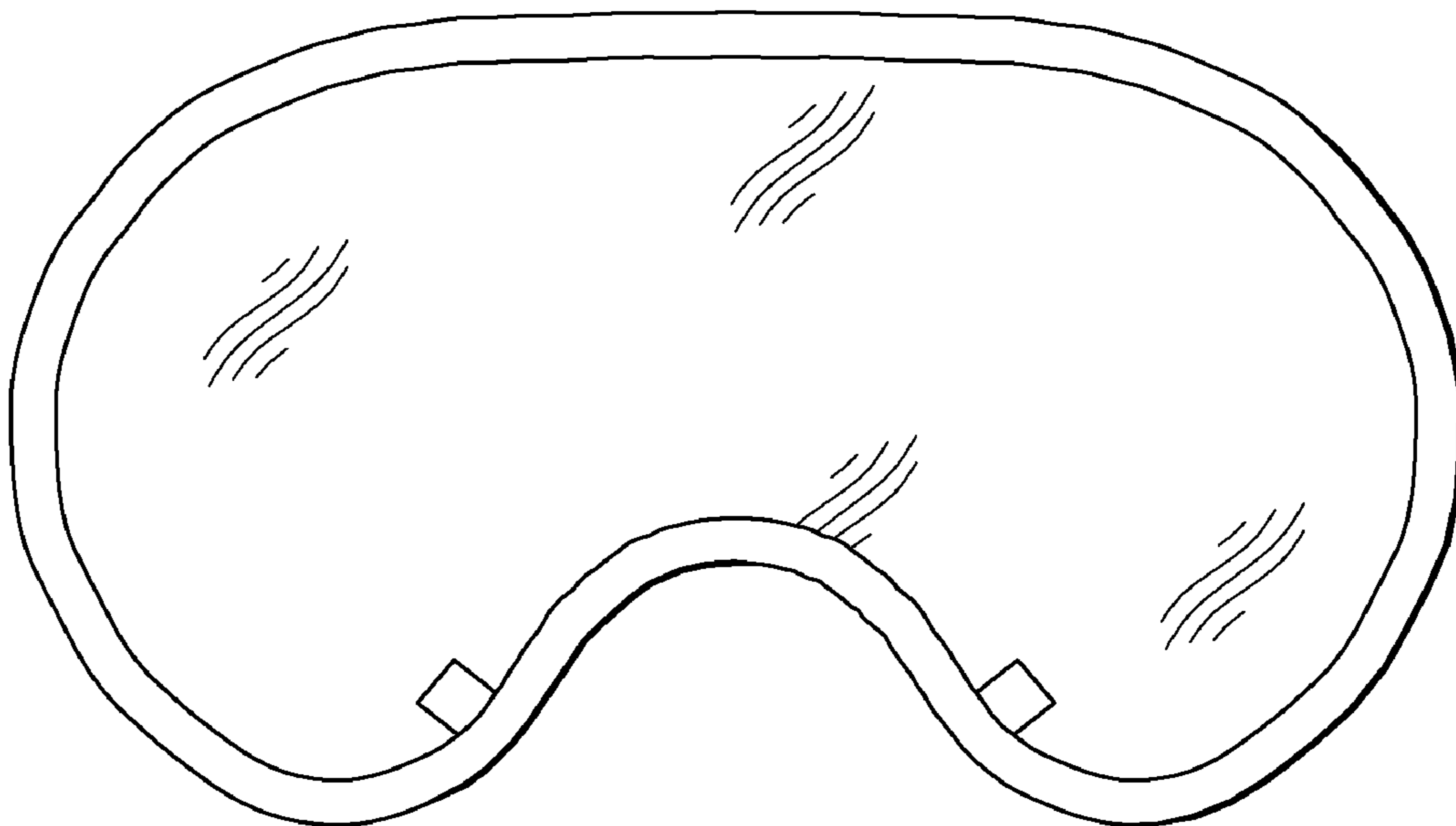


FIG. 5

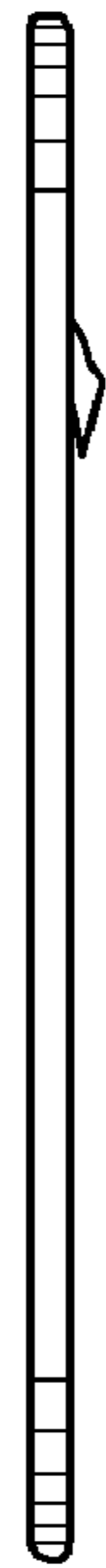


FIG. 6



FIG. 7




FIG. 8

