

US00D603139S

(12) **United States Design Patent**
Martin

(10) **Patent No.:** **US D603,139 S**
(45) **Date of Patent:** **** Nov. 3, 2009**

(54) **WRAP**

(76) **Inventor:** **Joyce Martin**, 19330 7th Ave. W,
Lynnwood, WA (US) 98036

(**) **Term:** **14 Years**

(21) **Appl. No.:** **29/282,044**

(22) **Filed:** **Jul. 10, 2007**

(51) **LOC (9) Cl.** **02-02**

(52) **U.S. Cl.** **D2/823**

(58) **Field of Classification Search** D2/718-720,
D2/823-826; 2/69, 69.5, 74, 75, 80, 83,
2/84, 88, 122, 459, 914; D6/595, 604; 5/413 R;
128/873; D29/101.2-101.4

See application file for complete search history.

(56) **References Cited**

U.S. PATENT DOCUMENTS

D22,041	S	*	12/1892	Frank	D2/823
1,741,410	A	*	12/1929	Edelman	223/98
2,237,368	A	*	4/1941	Seitzman et al.	2/91
2,504,534	A		4/1950	Kephart et al.		
2,523,636	A		7/1950	Sherman		
D170,340	S	*	9/1953	Salny	D2/823

2,808,591	A	*	10/1957	Grant	2/88
4,995,116	A	*	2/1991	Beauchamp et al.	2/104
D382,091	S	*	8/1997	Leahy	D2/823
D398,719	S	*	9/1998	Ferguson et al.	D29/101.2
6,044,498	A	*	4/2000	Schumann et al.	2/468

* cited by examiner

Primary Examiner—Stella M Reid

Assistant Examiner—R. Johnson

(74) *Attorney, Agent, or Firm*—Priya Sinha Cloutier

(57) **CLAIM**

I claim the ornamental design for a wrap, as shown and described.

DESCRIPTION

FIG. 1 is a front perspective view of a wrap showing my new design;

FIG. 2 is a cross-sectional view of line 2—2 in FIG. 3;

FIG. 3 is a front elevational view of FIG. 1; and,

FIG. 4 is a bottom plan view thereof.

The broken lines shown on the surface of the garment represent stitching.

1 Claim, 4 Drawing Sheets

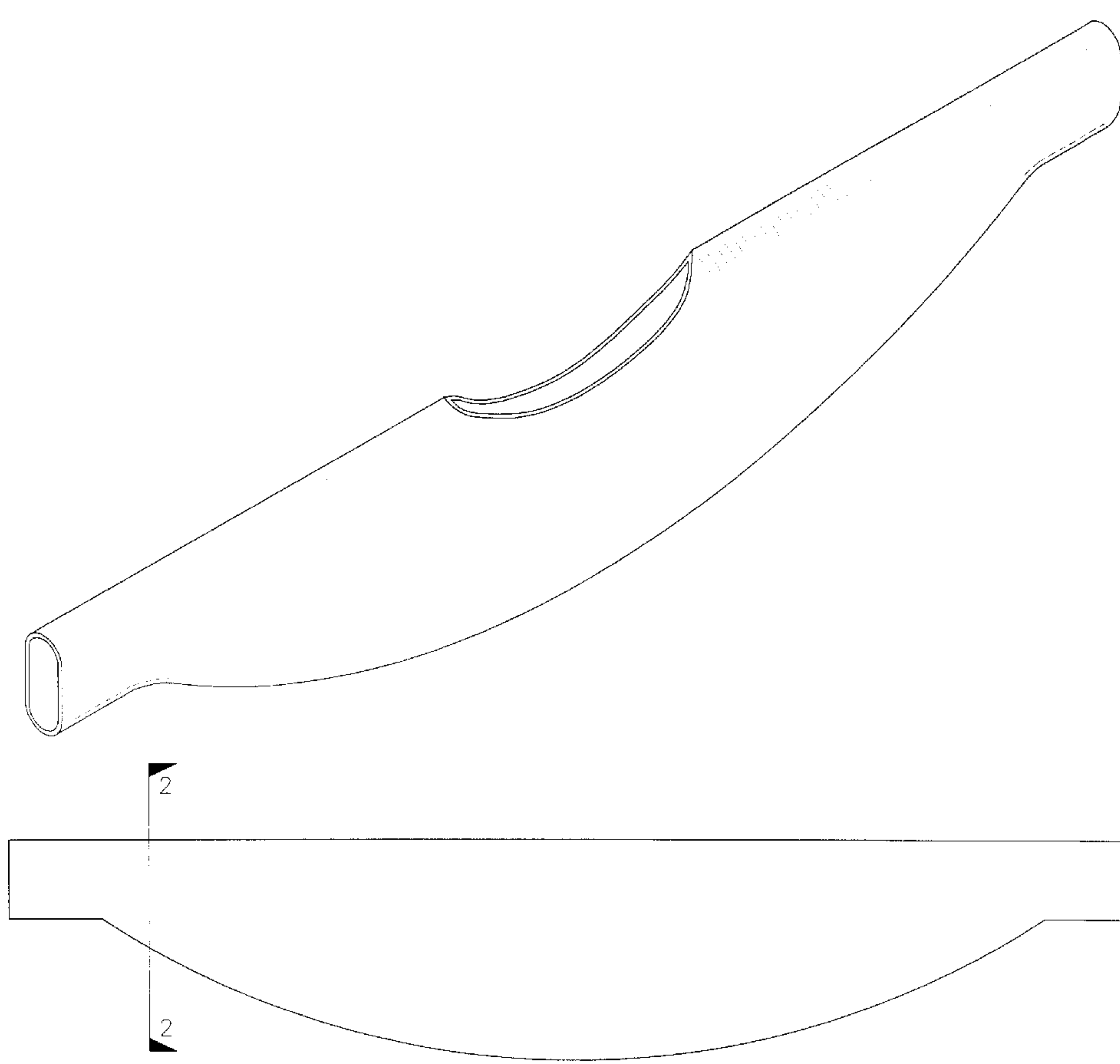


Fig. 1

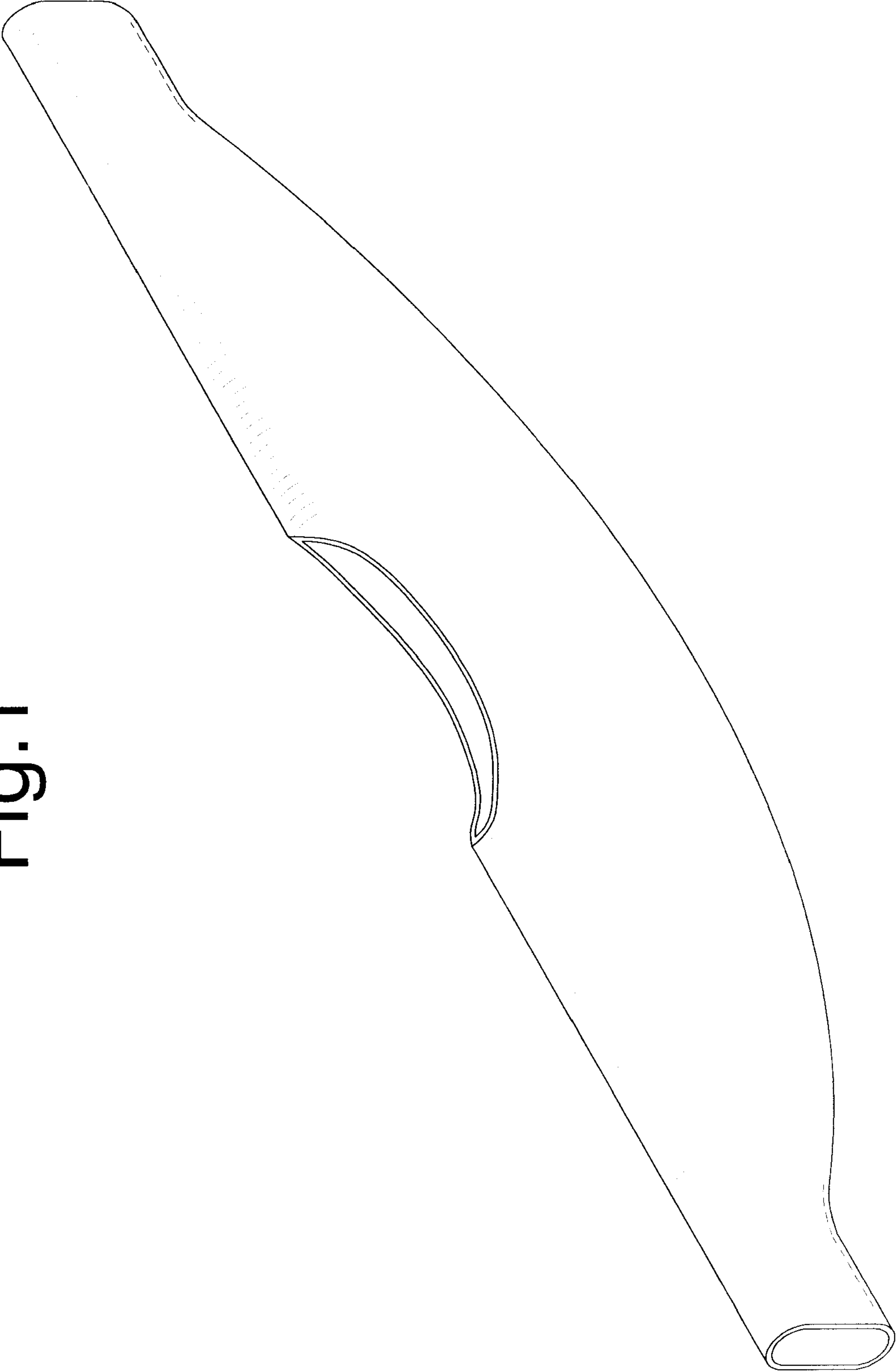


Fig.2

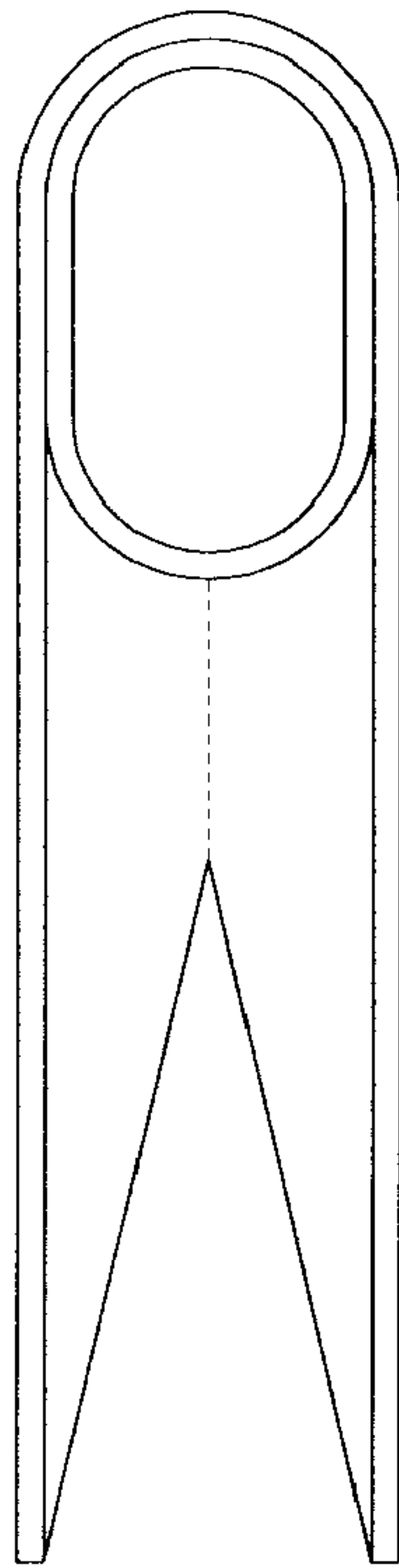


Fig.3

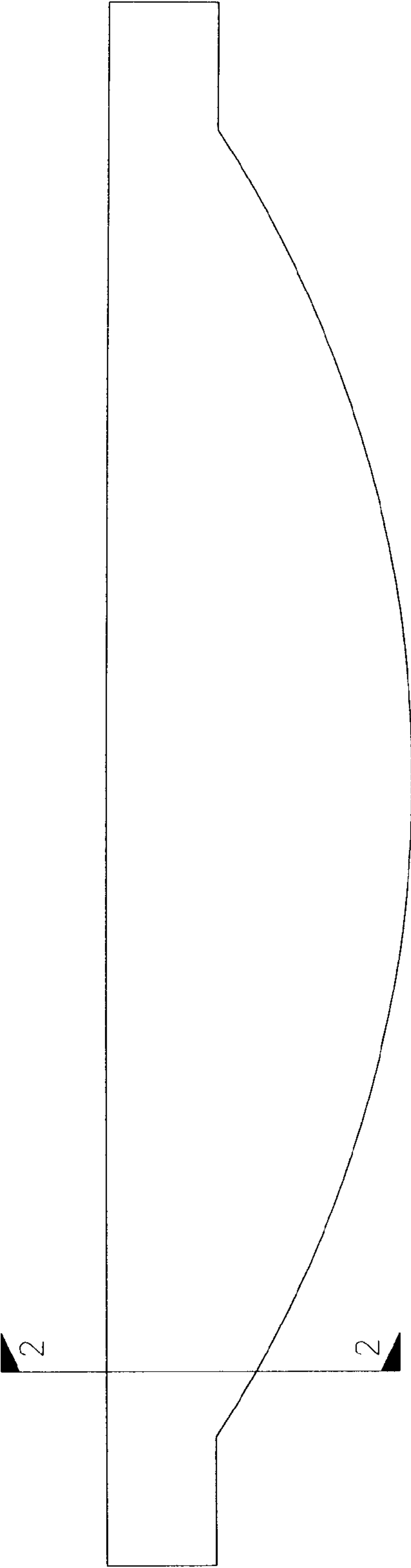


Fig.4

