



US00D603133S

(12) **United States Design Patent**
Schalk et al.

(10) **Patent No.:** **US D603,133 S**

(45) **Date of Patent:** **** Nov. 3, 2009**

(54) **PET TREAT**

(75) Inventors: **Douglas H. Schalk**, Joplin, MO (US);
Michael Innis, Baxter Springs, KS (US);
Tracey Dianne Ziener, Franklin, TN
(US)

(73) Assignee: **Mars, Incorporated**, McLean, VA (US)

(**) Term: **14 Years**

(21) Appl. No.: **29/300,010**

(22) Filed: **Feb. 7, 2008**

(51) **LOC (9) Cl.** **01-01**

(52) **U.S. Cl.** **D1/199**

(58) **Field of Classification Search** D1/100,
D1/106, 120, 125, 127-128, 199; D30/160;
D24/102, 103; 426/2, 104, 635, 805; 119/706-711
See application file for complete search history.

(56) **References Cited**

U.S. PATENT DOCUMENTS

4,504,511	A *	3/1985	Binley	426/565
D310,750	S *	9/1990	Constance	D1/128
D407,992	S *	4/1999	Lehman	D11/119
6,136,391	A *	10/2000	Lehman	428/10
6,428,830	B1 *	8/2002	Matthews et al.	426/92
6,645,538	B2 *	11/2003	Best et al.	426/91
D514,264	S *	1/2006	Viola	D30/160
D530,482	S *	10/2006	Zhang et al.	D1/125
D532,584	S *	11/2006	Richey et al.	D1/125
D536,538	S *	2/2007	Ping Sheng	D5/99
D539,550	S *	4/2007	Ping Sheng	D5/99
2001/0007691	A1 *	7/2001	Matthews et al.	426/516

OTHER PUBLICATIONS

U.S. Appl. No. 29/303,398, filed Feb. 7, 2008, by Douglas H. Schalk et al., entitled "Pet Treat".

U.S. Appl. No. 29/303,399, filed Feb. 7, 2008, by Douglas H. Schalk et al., entitled "Pet Treat".

Del Monte product image, "Snausages", In public use approximately Jan. 2007.

<http://www.snausages.com/snack-shack/snawsomes.htm>, visited Feb. 6, 2008.

* cited by examiner

Primary Examiner—Cathron C Brooks

Assistant Examiner—Barbara Fox

(74) *Attorney, Agent, or Firm*—Arent Fox LLP

(57) **CLAIM**

The ornamental design for a pet treat, as shown and described.

DESCRIPTION

The patent file contains at least one color photograph. Copies of this patent with color photograph(s) will be provided by the Office upon request and payment of the necessary fee.

FIG. 1 is a perspective view of a pet treat showing our new design;

FIG. 2 is a front view of the design shown in FIG. 1;

FIG. 3 is a back view of the design shown in FIG. 1;

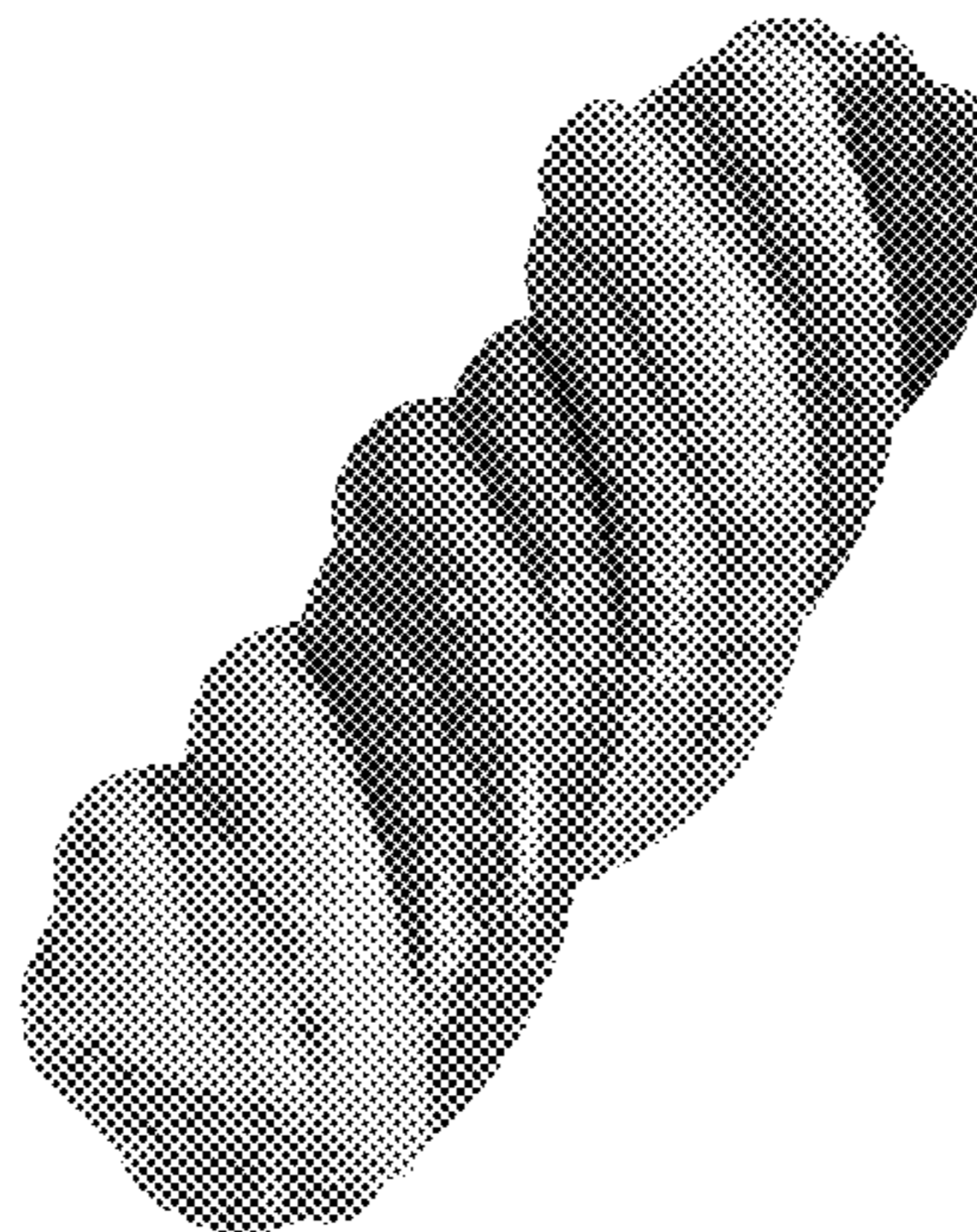
FIG. 4 is a left view of the design shown in FIG. 1;

FIG. 5 is a right view of the design shown in FIG. 1;

FIG. 6 is a top view of the design shown in FIG. 1; and,

FIG. 7 is bottom view of the design shown in FIG. 1.

1 Claim, 2 Drawing Sheets
(2 of 2 Drawing Sheet(s) Filed in Color)



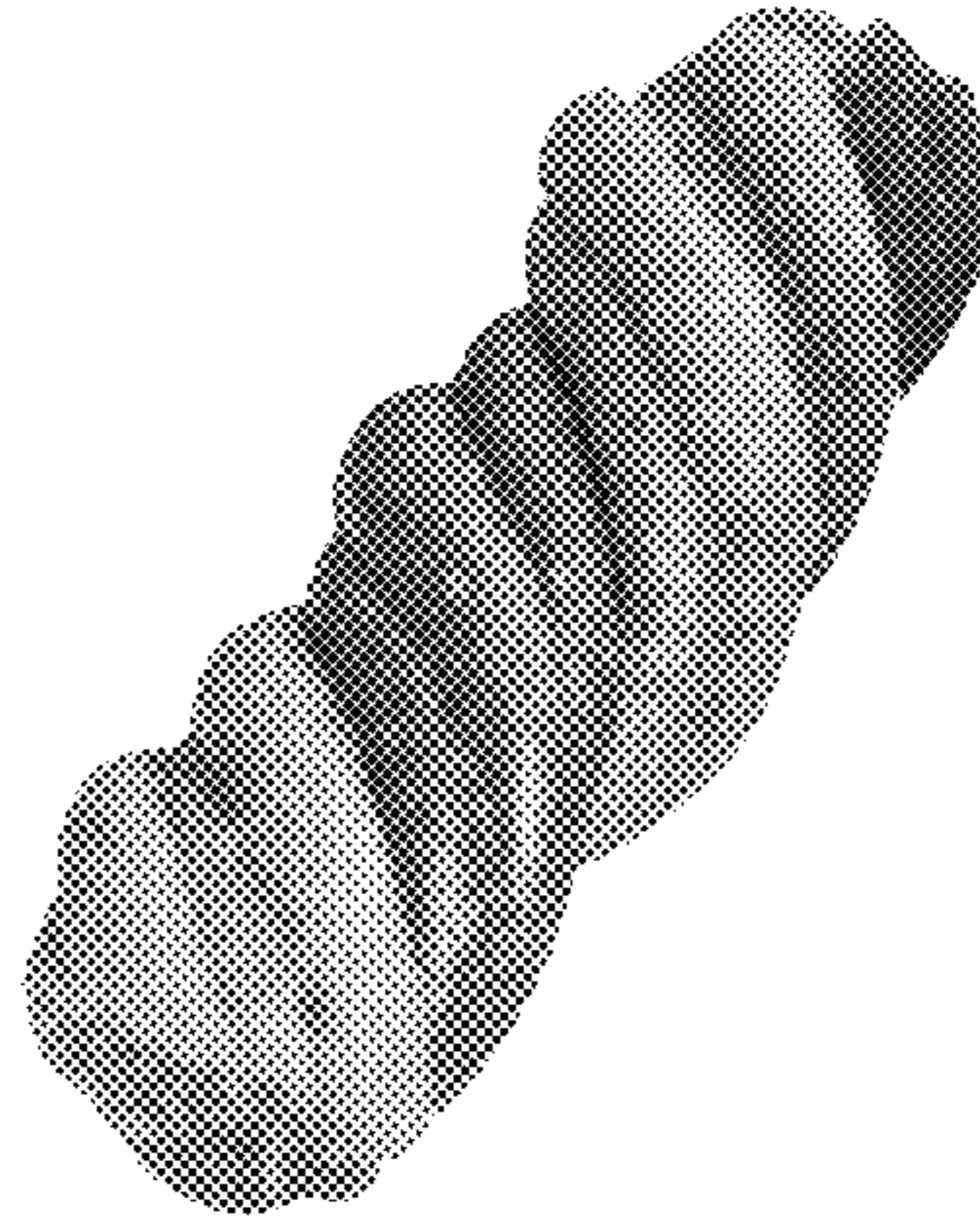


FIG. 1



FIG. 2




FIG. 3




FIG. 4




FIG. 5




FIG. 6




FIG. 7