

US00D603119S

(12) **United States Design Patent**  
**Yang et al.**

(10) **Patent No.:** **US D603,119 S**

(45) **Date of Patent:** **\*\* Oct. 27, 2009**

(54) **TRASH CAN**

(75) Inventors: **Frank Yang**, Rancho Palos Verdes, CA (US); **Tzu-Hao Wei**, Hacienda Heights, CA (US); **Di-fong Chang**, Torrance, CA (US)

(73) Assignee: **Simplehuman LLC**, Torrance, CA (US)

(\*\*) Term: **14 Years**

(21) Appl. No.: **29/313,029**

(22) Filed: **Dec. 1, 2008**

(51) **LOC (9) Cl.** ..... **09-09**

(52) **U.S. Cl.** ..... **D34/7**

(58) **Field of Classification Search** ..... D34/1-11;  
220/908-911, 262-264

See application file for complete search history.

(56) **References Cited**

**U.S. PATENT DOCUMENTS**

D552,823 S \* 10/2007 Yang et al. .... D34/7

D552,824 S \* 10/2007 Zimmerman ..... D34/7  
D566,367 S \* 4/2008 Lin ..... D34/7  
D566,923 S \* 4/2008 Lin ..... D34/7  
D587,874 S \* 3/2009 Lin ..... D34/7

\* cited by examiner

*Primary Examiner*—Cynthia E Ramirez

(74) *Attorney, Agent, or Firm*—Raymond Sun

(57) **CLAIM**

The ornamental design for a trash can, as shown.

**DESCRIPTION**

FIG. 1 is a perspective view of the trash can showing my new design.


FIG. 2 is a top plan view thereof;

FIG. 3 is a front plan view thereof;

FIG. 4 is a rear plan view thereof; and,

FIG. 5 is a left side plan view of the trash can, the right side being a mirror image thereof.

**1 Claim, 5 Drawing Sheets**






FIG. 1

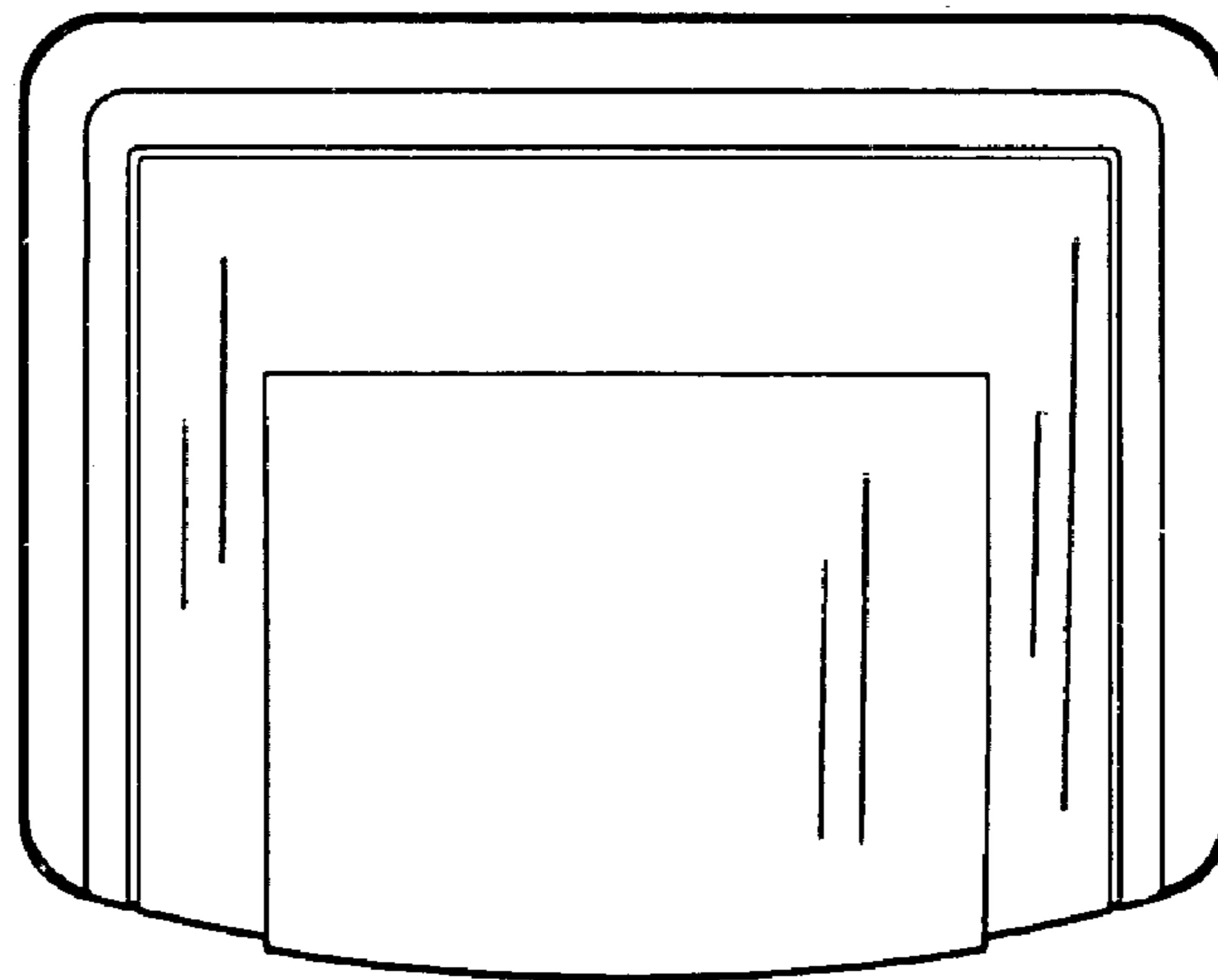


FIG. 2

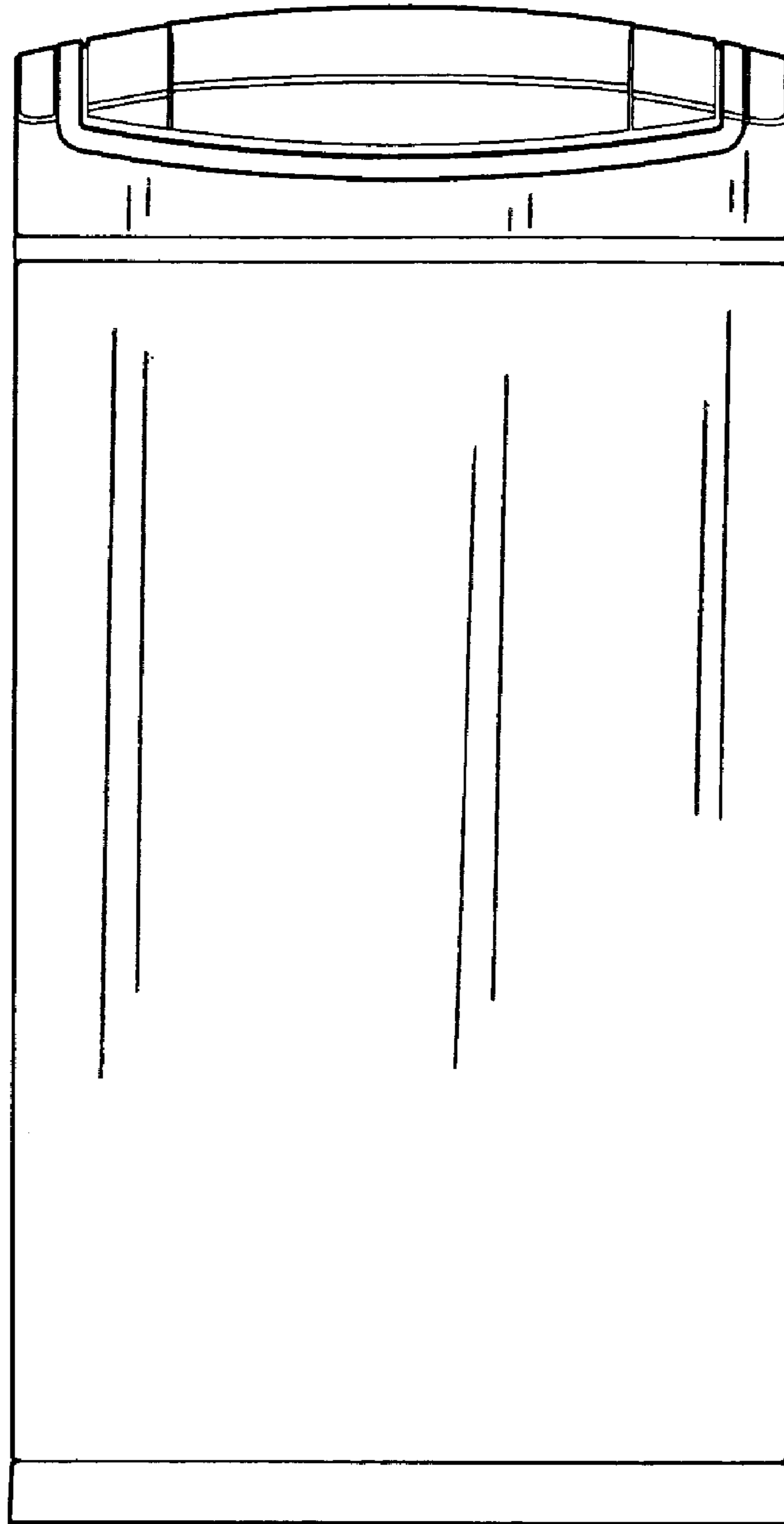


FIG. 3




FIG. 4

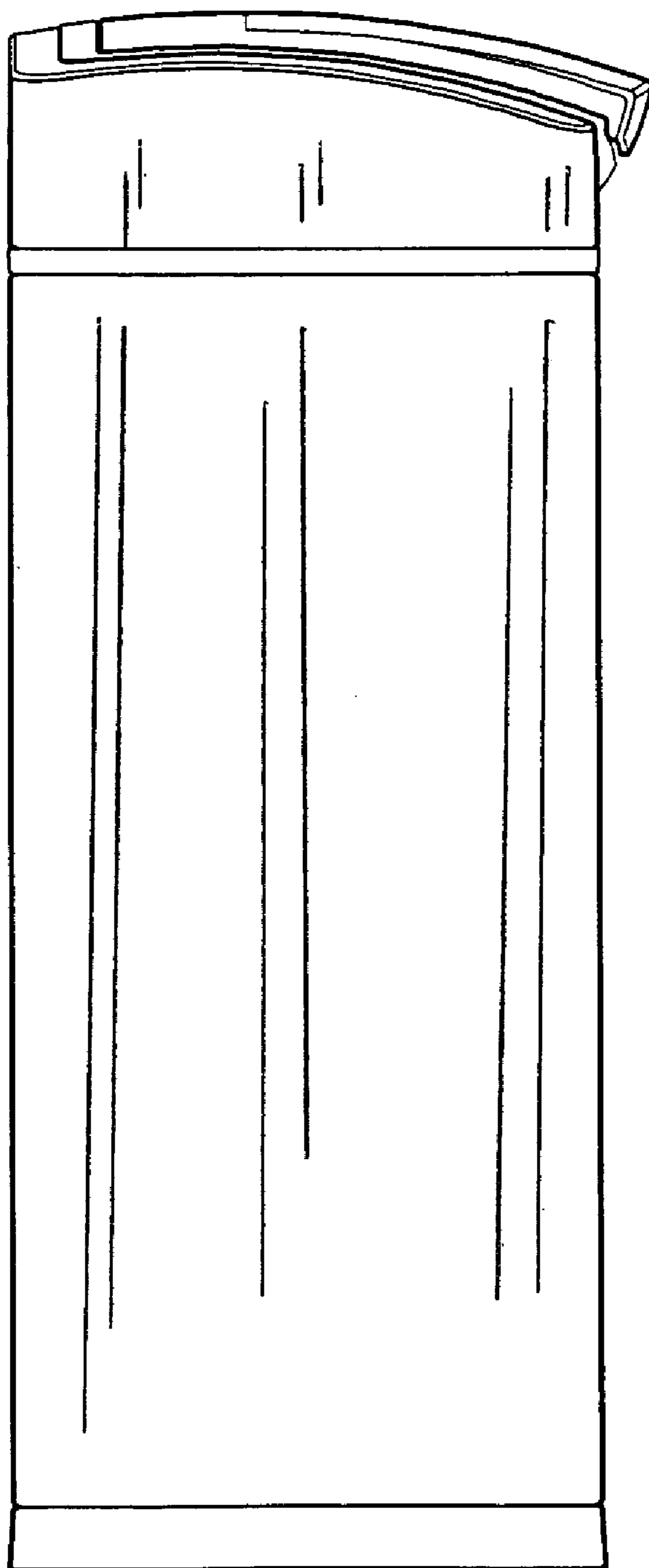


FIG. 5