



US00D603115S

(12) **United States Design Patent**
McNeil et al.

(10) **Patent No.:** **US D603,115 S**

(45) **Date of Patent:** **** Oct. 27, 2009**

(54) **HIGH REACH DUSTER**

7,451,517 B2 * 11/2008 Tanaka 15/229.1
D590,114 S * 4/2009 Li D32/40

(75) Inventors: **Meghan L. McNeil**, Grand Rapids, MI
(US); **Douglas J. Medema**, Belding, MI
(US)

* cited by examiner

Primary Examiner—Robin V Webster

(74) *Attorney, Agent, or Firm*—McGarry Bair PC

(73) Assignee: **Bissell Homecare, Inc.**, Grand Rapids,
MI (US)

(57) **CLAIM**

(**) Term: **14 Years**

The ornamental design for a high reach duster, as shown and described.

(21) Appl. No.: **29/327,809**

(22) Filed: **Nov. 13, 2008**

DESCRIPTION

(51) **LOC (9) Cl.** **04-01**

FIG. 1 is an exploded front, right side perspective view of a high reach duster showing our new design;

(52) **U.S. Cl.** **D32/40; D32/51**

FIG. 2 is a front view thereof;

(58) **Field of Classification Search** D32/40–52;
15/244.1–244.4, 209.1, 245.1, 143.1; 16/DIG. 12,
16/DIG. 19

FIG. 3 is a rear view thereof;

FIG. 4 is a left side view,

See application file for complete search history.

FIG. 5 is a right side view,

FIG. 6 is a top view thereof; and,

FIG. 7 is a bottom view thereof.

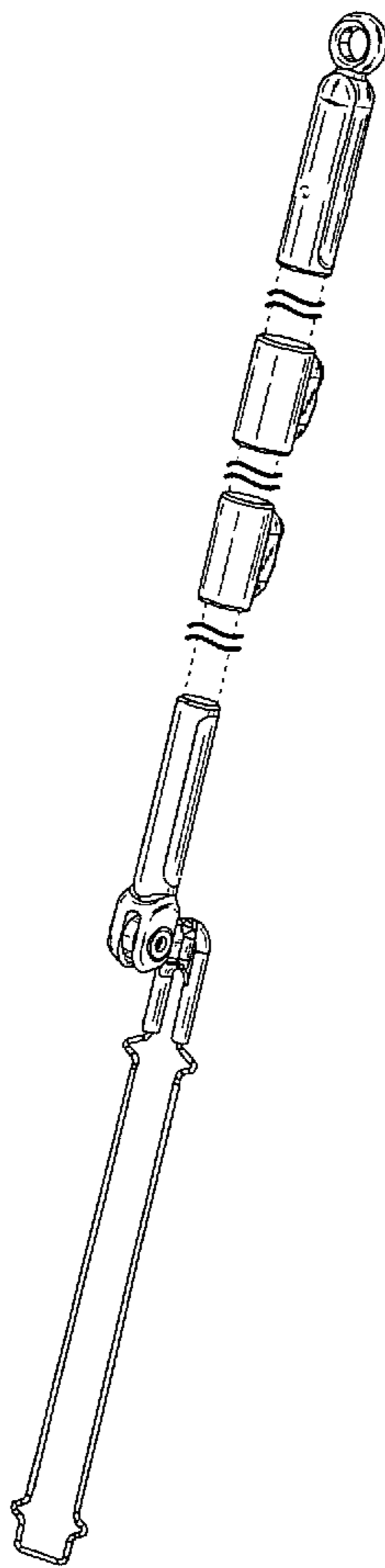
(56) **References Cited**

The material in dotted lines forms no part of our design.

U.S. PATENT DOCUMENTS

D198,742 S * 7/1964 Bennett D32/51
D579,615 S * 10/2008 Ames et al. D32/52

1 Claim, 2 Drawing Sheets



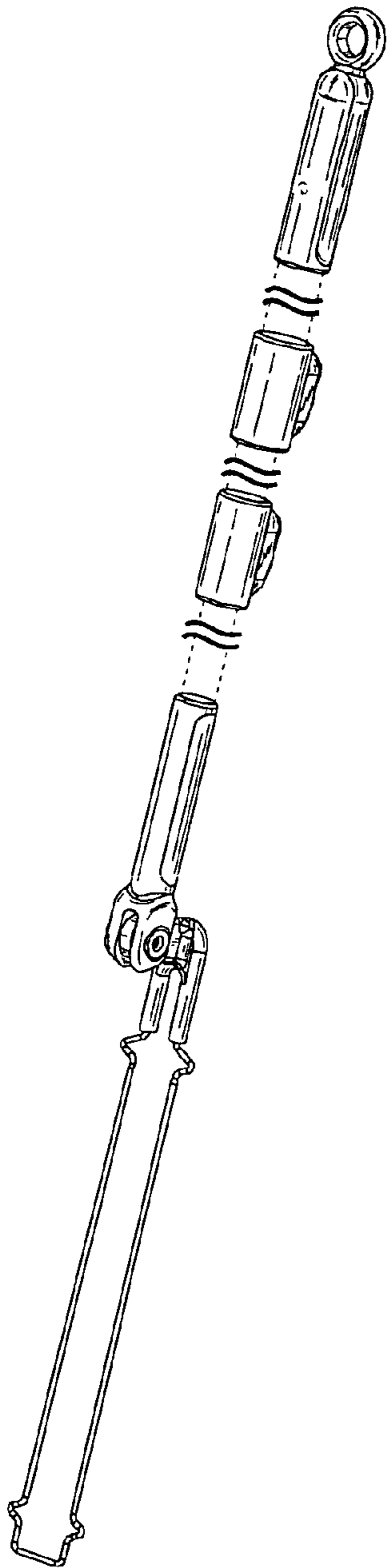


Fig. 1

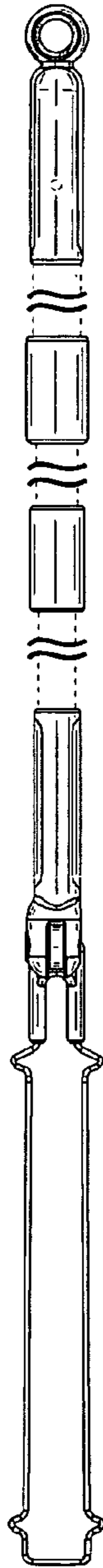


Fig. 2



Fig. 3

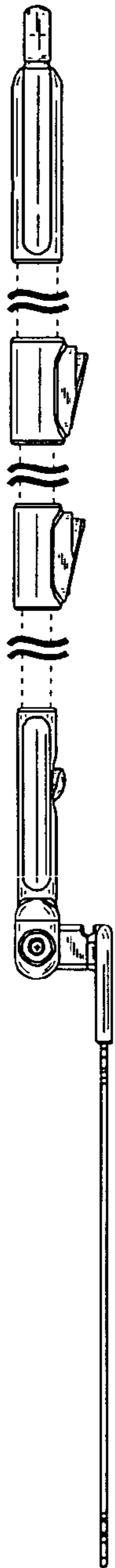


Fig. 4




Fig. 5




Fig. 6

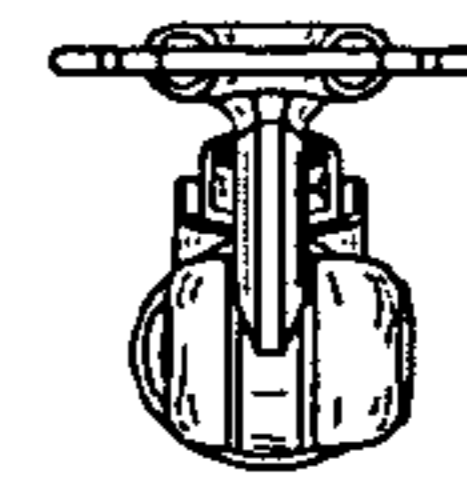


Fig. 7