



US00D603108S

(12) **United States Design Patent**
Lander

(10) **Patent No.:** **US D603,108 S**

(45) **Date of Patent:** **** Oct. 27, 2009**

(54) **HOOF BOOT SOLE**

(76) Inventor: **Kirt Lander**, P.O. Box 4960, Hualapai,
AZ (US) 86412

(**) Term: **14 Years**

(21) Appl. No.: **29/320,690**

(22) Filed: **Jul. 1, 2008**

822,468 A *	6/1906	O'Connell	168/1
903,043 A *	11/1908	Barber	168/28
2,041,538 A *	5/1936	Gash et al.	168/4
3,236,310 A *	2/1966	Quick	168/18
3,285,346 A *	11/1966	Jenny et al.	168/4
3,486,561 A *	12/1969	Kulak	168/4
3,952,807 A *	4/1976	Cattaneo	168/28
6,062,008 A *	5/2000	Nor	54/82
7,278,495 B2 *	10/2007	Kolonia, Sr.	168/4
2004/0035593 A1 *	2/2004	Coulombe	168/14
2005/0072128 A1 *	4/2005	Ruetenik	54/82

* cited by examiner

Related U.S. Application Data

(63) Continuation-in-part of application No. 29/249,668,
filed on Oct. 17, 2006, now abandoned.

Primary Examiner—Susan M Lee

(74) *Attorney, Agent, or Firm*—Venable, Campillo, Logan &
Meaney, P.C.

(51) **LOC (9) Cl.** **30-01**

(52) **U.S. Cl.** **D30/149**

(58) **Field of Classification Search** D30/146–150;
119/850, 814; 54/82; 168/2, 1, 12, 18, 17,
168/27, 3, 26, 22, 14, 28, 6, 4; 36/111, 140
See application file for complete search history.

(57) **CLAIM**

I claim the ornamental design for a hoof boot sole, according
to the present design as shown and described.

(56) **References Cited**

U.S. PATENT DOCUMENTS

503,869 A *	8/1893	Munsey	168/4
611,731 A *	10/1898	Gray	168/14
643,246 A *	2/1900	Gale	168/28
650,334 A *	5/1900	Mead	168/28
682,302 A *	9/1901	Wheatcroft	168/28
684,935 A *	10/1901	Hirsch	168/14
706,768 A *	8/1902	Marcley	168/28

DESCRIPTION

FIG. 1 is bottom plane view of the hoof boot sole according to
the present design;


FIG. 2 is a front view of;

FIG. 3 is a side elevation view thereof, the opposite side and;

FIG. 4 is a rear view thereof; and,

FIG. 5 is a perspective view thereof.

1 Claim, 3 Drawing Sheets



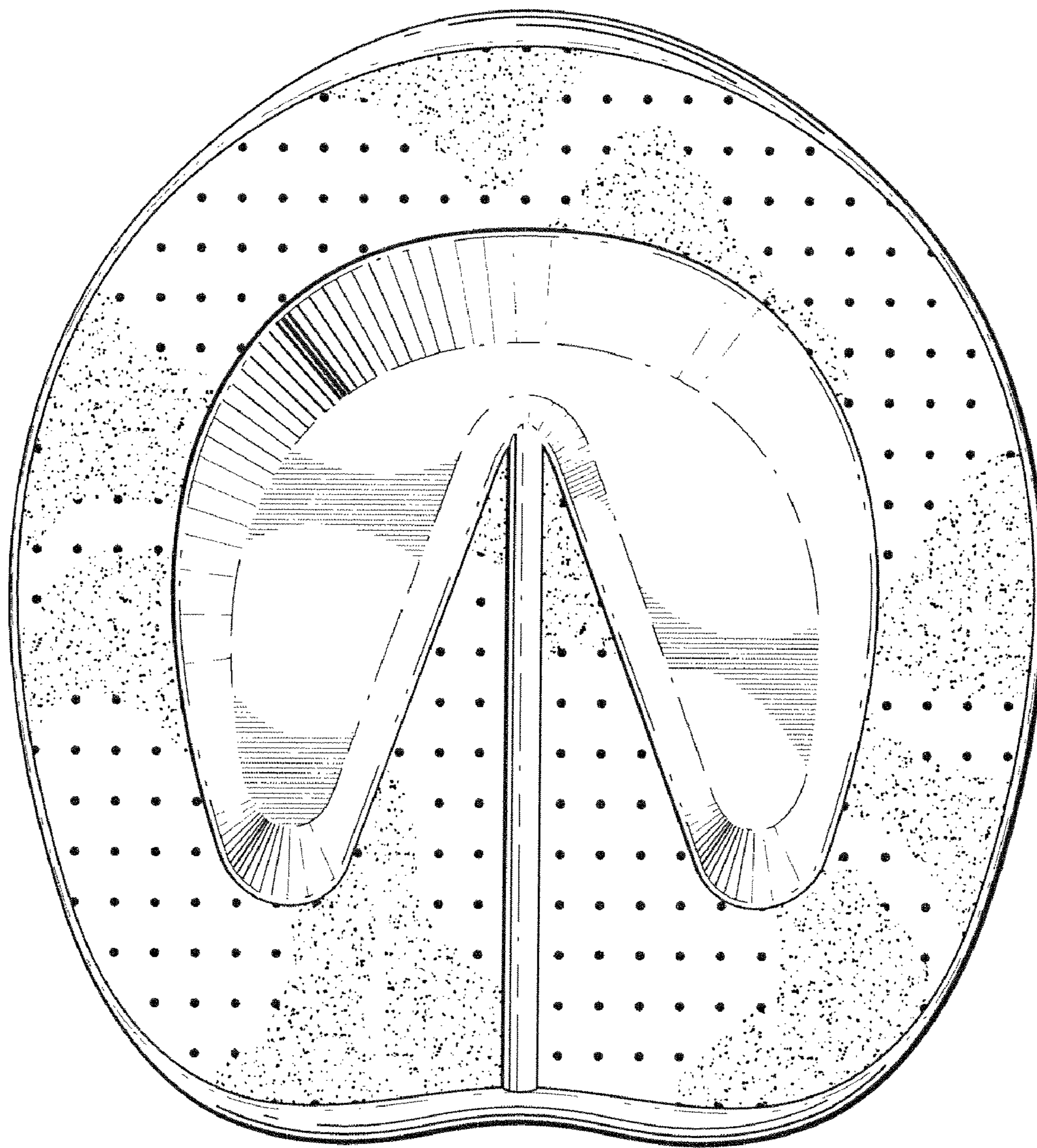


FIG. 1




FIG. 2


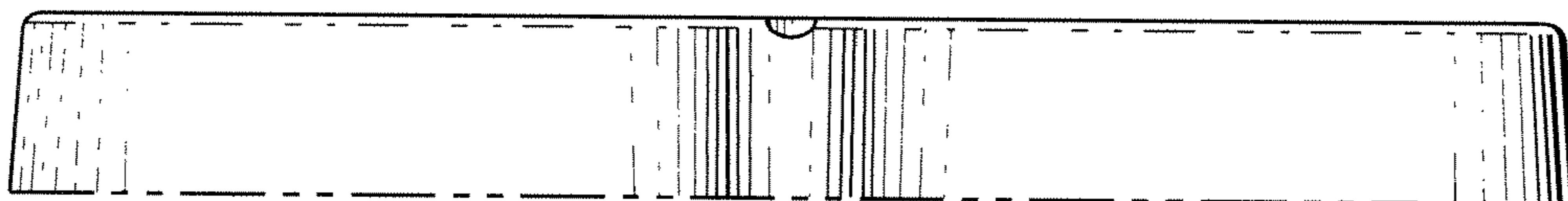


FIG. 3

FIG. 4



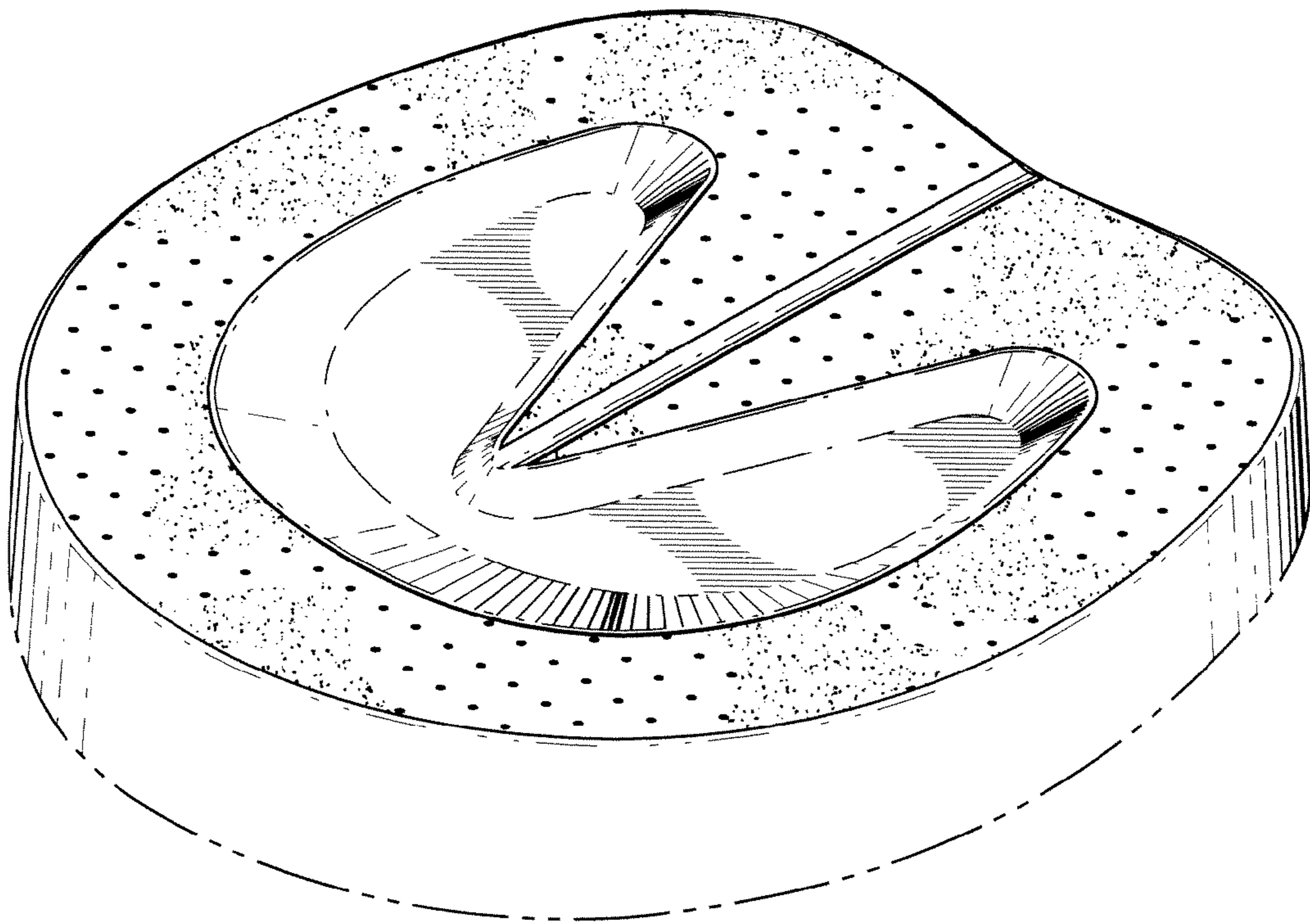


FIG. 5