



US00D603106S

(12) **United States Design Patent**  
**Ragonetti et al.**

(10) **Patent No.:** **US D603,106 S**

(45) **Date of Patent:** **\*\* Oct. 27, 2009**

(54) **BOWL**

(75) Inventors: **Peter Ragonetti**, Brooklyn, NY (US);  
**Ryan Rutherford**, Beleville, NJ (US)

(73) Assignee: **J.W. Pet Company, Inc.**, Teterboro, NJ  
(US)

(\*\*) Term: **14 Years**

(21) Appl. No.: **29/323,870**

(22) Filed: **Sep. 2, 2008**

2,554,086	A *	5/1951	Block	.....	119/51.5
2,677,350	A *	5/1954	Prestidge et al.	.....	119/61.53
2,928,372	A	3/1960	Farley		
3,722,476	A	3/1973	Van Ness et al.		
D313,488	S *	1/1991	Conner	.....	D30/130
D313,489	S *	1/1991	Conner	.....	D30/130
5,570,655	A	11/1996	Targa		
D390,418	S *	2/1998	Jagger	.....	D7/549
5,775,255	A *	7/1998	Louviere, III	.....	119/51.5
D446,362	S	8/2001	Choi et al.		
D458,419	S *	6/2002	Ross	.....	D30/129
D467,125	S *	12/2002	Orr et al.	.....	D7/541
6,516,747	B1	2/2003	Willinger		
2004/0244703	A1	12/2004	Lehman		

\* cited by examiner

**Related U.S. Application Data**

(62) Division of application No. 29/269,432, filed on Nov. 30, 2006, now Pat. No. Des. 581,604.

*Primary Examiner*—Susan Moon Lee

(74) *Attorney, Agent, or Firm*—Katten Muchin Rosenman LLP

(51) **LOC (9) Cl.** ..... **30-03**

(52) **U.S. Cl.** ..... **D30/130**

(58) **Field of Classification Search** ..... D30/121, D30/122, 129-133; 119/61.5, 51.01, 61.56, 119/51.03, 59, 62, 63, 51.5, 57.8, 74, 61.54, 119/61.55, 61.53; 312/204; 248/151, 188; 108/156, 153.1-157; 220/23.87, 630, 737, 220/743, 9.4, 495.01, 574, 212, 255, 23.83, 220/23.8, 555, 575; 206/515; D7/586, 543, D7/550.1, 587, 505, 584, 545, 500, 553.1-553.8, D7/546, 555, 556, 504, 565, 562, 602; D9/429; 43/109; D22/122; 99/430, DIG. 15; 422/292  
See application file for complete search history.

(57) **CLAIM**

The ornamental design for a bowl, as shown and described.

**DESCRIPTION**

FIG. 1 is a perspective view of a bowl of the claimed design;  
FIG. 2 is a left-side view thereof;  
FIG. 3 is a right-side view thereof;  
FIG. 4 is a rear view thereof;  
FIG. 5 is a front view thereof;  
FIG. 6 is a top view thereof; and,  
FIG. 7 is a bottom view thereof.

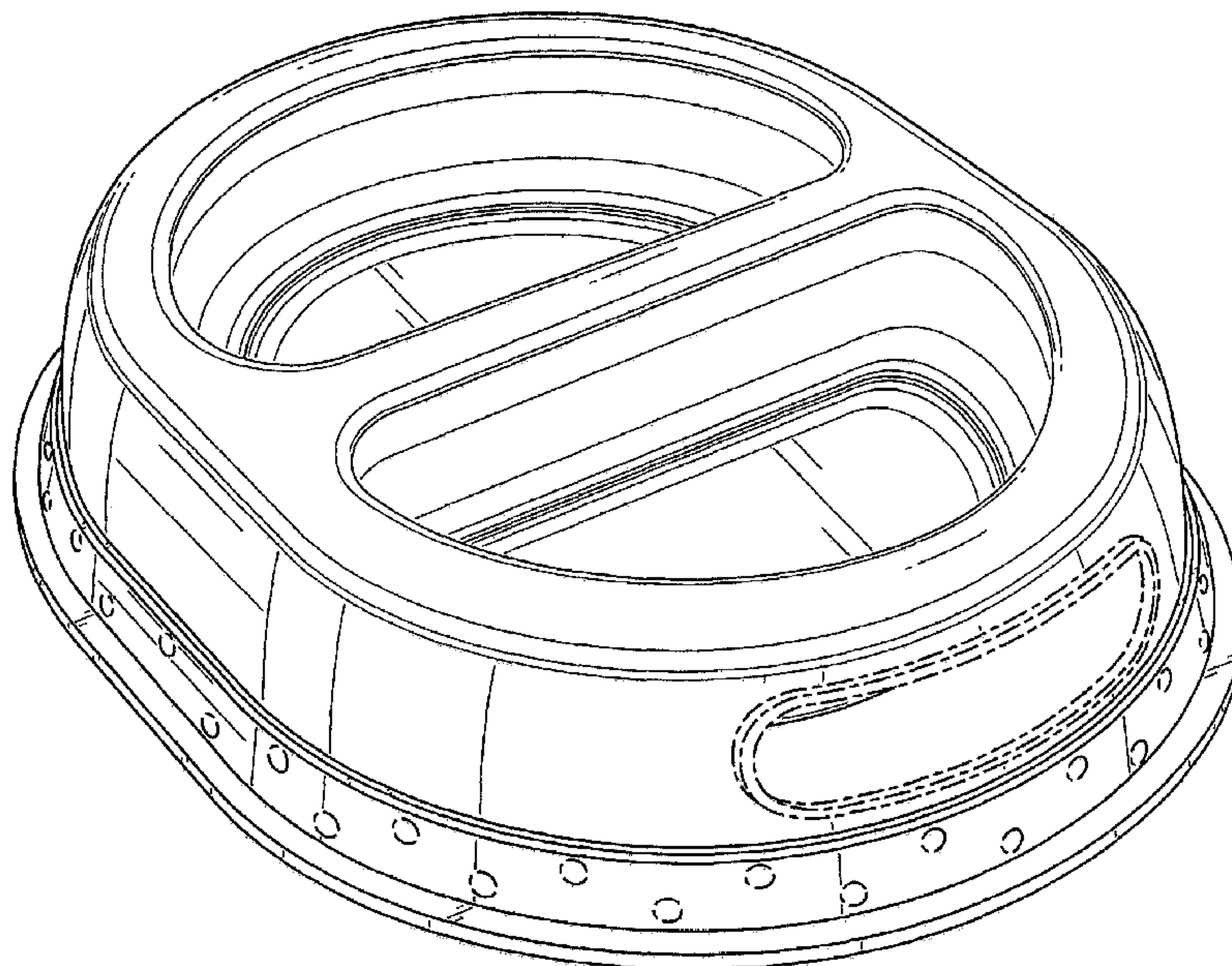
The broken lines are for illustration only and form no part of the claimed design.

(56) **References Cited**

**U.S. PATENT DOCUMENTS**

2,053,949 A 9/1936 Emery  
2,259,682 A 10/1941 Collins

**1 Claim, 5 Drawing Sheets**



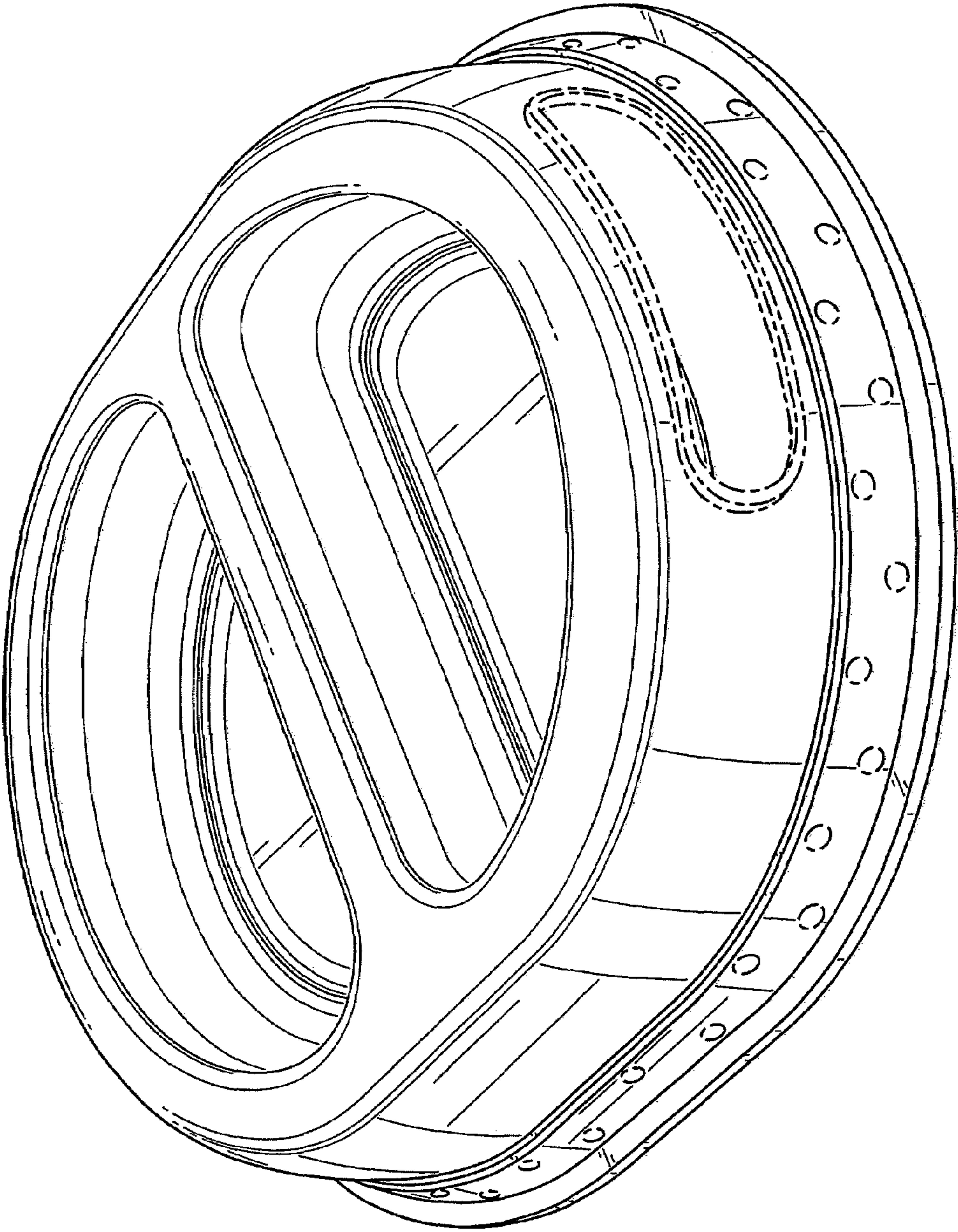


FIG. 1

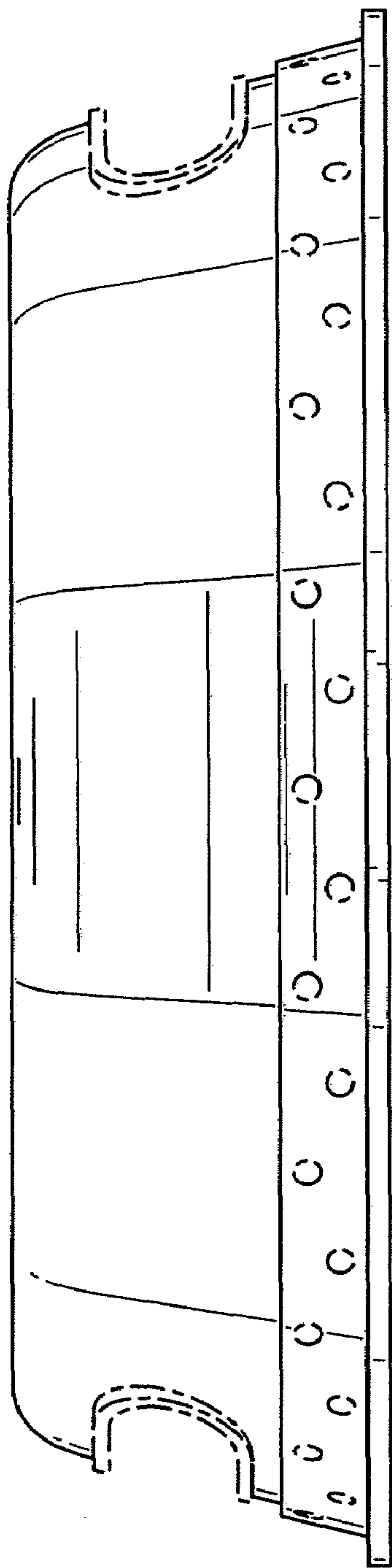


FIG. 2

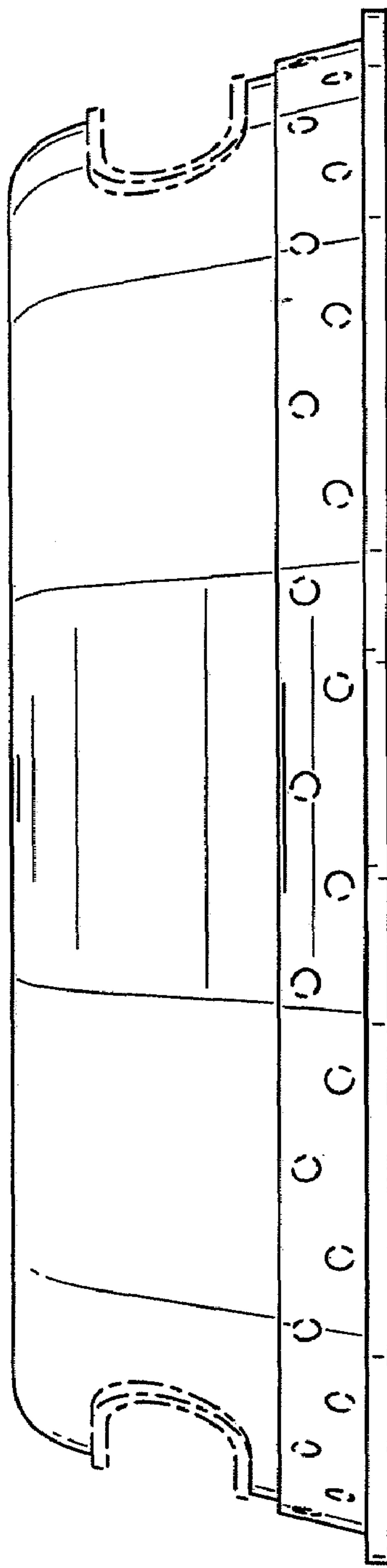


FIG. 3



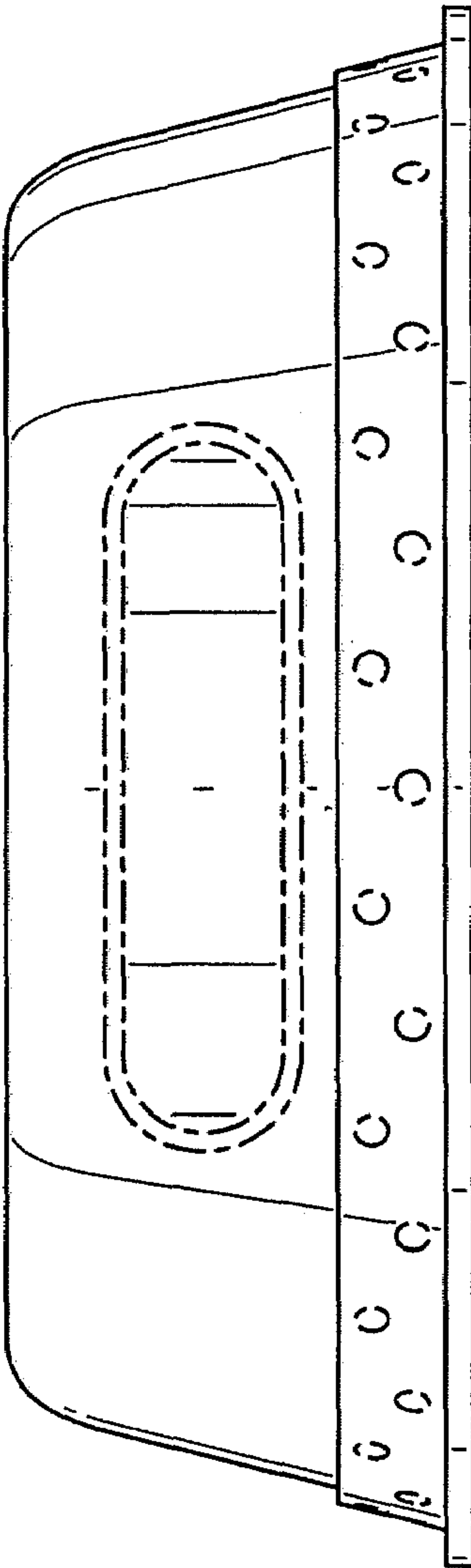


FIG. 4

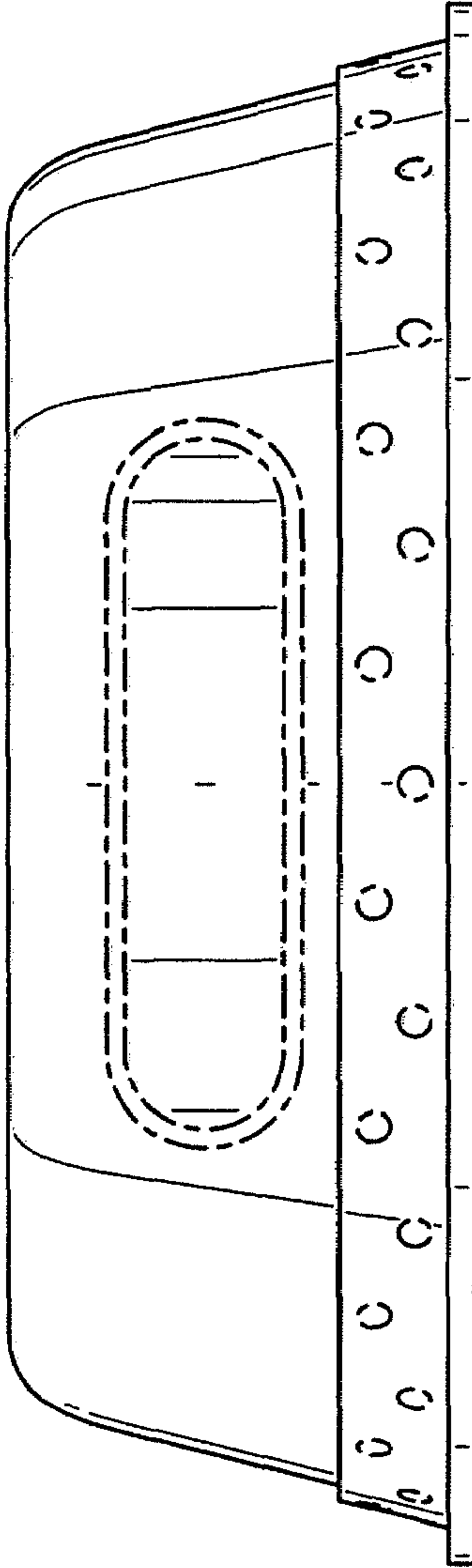


FIG. 5

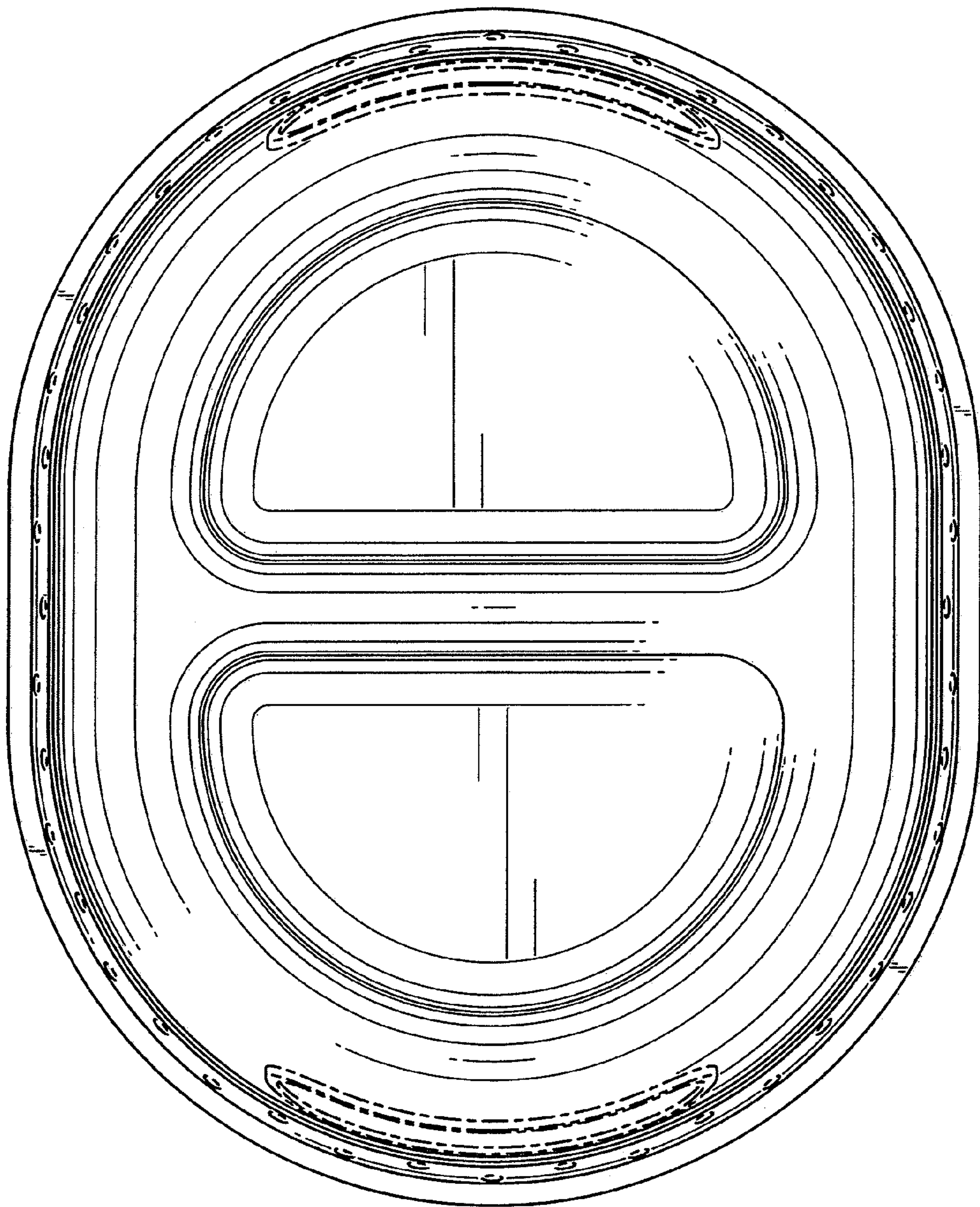


FIG. 6

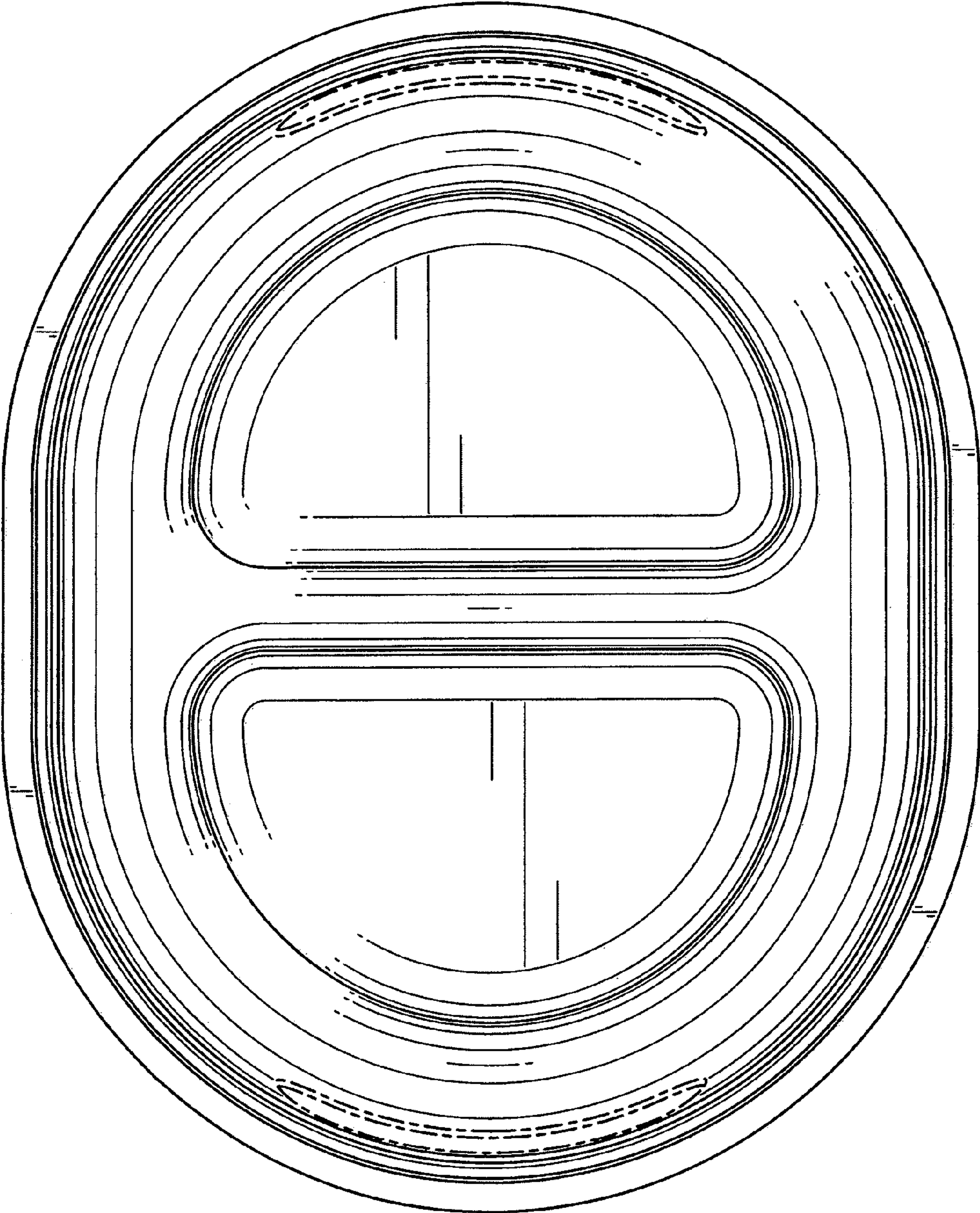


FIG. 7