



US00D603098S

(12) **United States Design Patent**
Cataudella

(10) **Patent No.:** **US D603,098 S**
(45) **Date of Patent:** **** Oct. 27, 2009**

(54) **SHAVING RAZOR HANDLE**

(75) Inventor: **Matthew Corey Cataudella**, South
Boston, MA (US)

(73) Assignee: **The Gillette Company**, Boston, MA
(US)

(**) Term: **14 Years**

(21) Appl. No.: **29/329,087**

(22) Filed: **Dec. 9, 2008**

(51) **LOC (9) Cl.** **28-03**

(52) **U.S. Cl.** **D28/48**

(58) **Field of Classification Search** 30/32,
30/34.05, 34.1, 34.2, 41-41.8, 44-45, 47-51,
30/53-58, 526-533, 537; D28/44.1-48
See application file for complete search history.

(56) **References Cited**

U.S. PATENT DOCUMENTS

D239,060	S	*	3/1976	Rees	D28/46
D239,742	S	*	4/1976	Rees	D28/46
D243,419	S	*	2/1977	Hedley	D28/48
4,392,303	A		7/1983	Ciaffone		
5,331,740	A		7/1994	Carson, III et al.		
5,855,071	A		1/1999	Apprille, Jr. et al.		
6,584,696	B2		7/2003	Ferraro		
D499,511	S	*	12/2004	Wakayama	D28/46
D513,540	S	*	1/2006	Wonderley	D28/46

D552,795	S	*	10/2007	Wonderley	D28/46
2007/0193042	A1		8/2007	Worrick et al.		
2008/0115366	A1	*	5/2008	Follo et al.	30/50

OTHER PUBLICATIONS

U.S. Appl. No. 29/306,618, filed Apr. 11, 2008, Brian Watson.

* cited by examiner

Primary Examiner—Jennifer Rivard

(74) *Attorney, Agent, or Firm*—John M. Lipchitz; Kevin C.
Johnson; Steven W. Miller

(57) **CLAIM**

The ornamental design for a shaving razor handle, as shown
and described.

DESCRIPTION

FIG. 1 is a perspective view as seen from the top, rear and left
side of a shaving razor handle of the present invention;

FIG. 2 is a right side elevational view thereof;

FIG. 3 is a bottom plan view thereof;

FIG. 4 is a top plan view thereof;

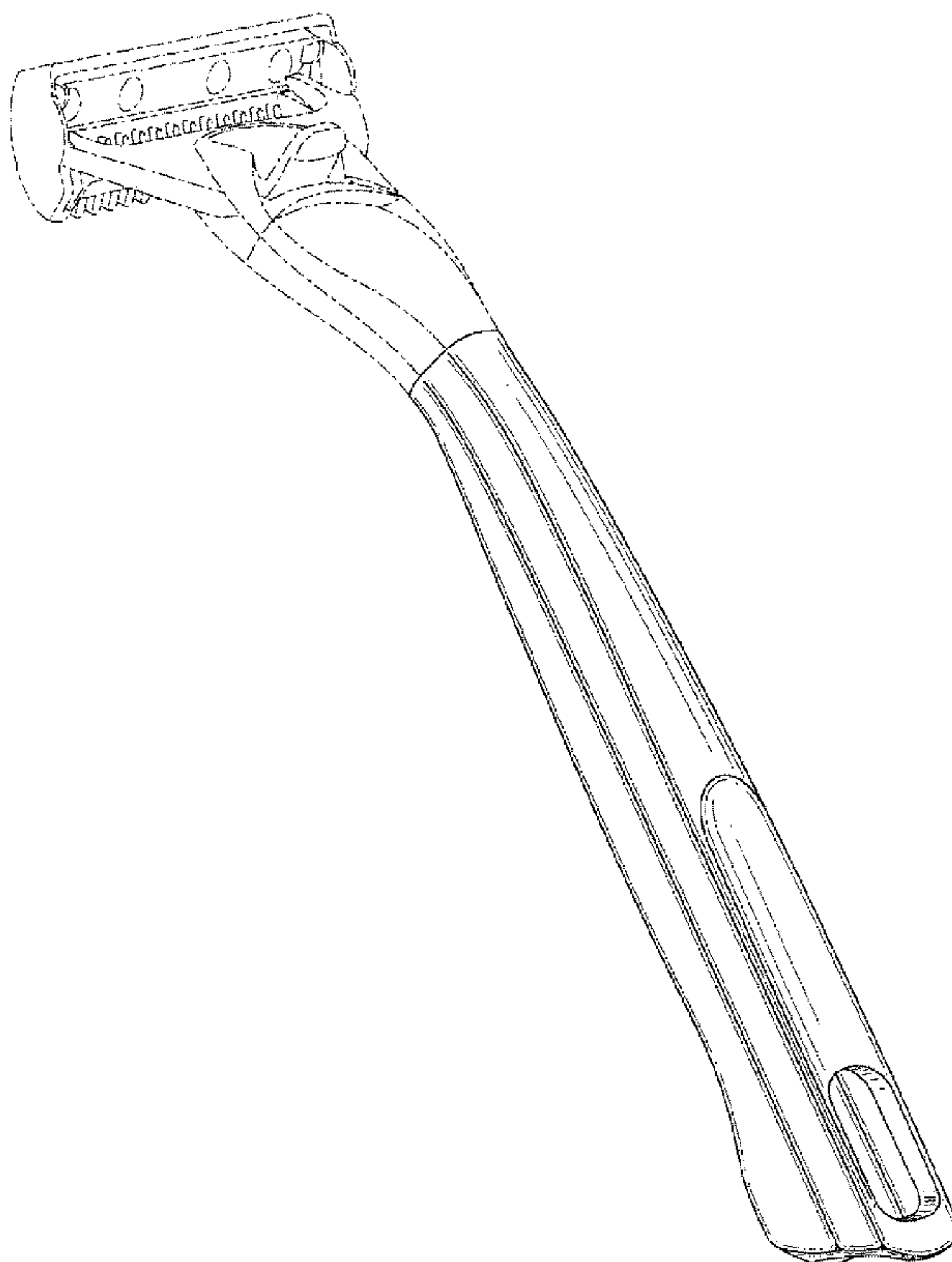
FIG. 5 is a left side elevational view thereof;

FIG. 6 is a front elevational view thereof; and,

FIG. 7 is rear elevational view thereof.

The broken lines are shown for illustrative purposes only and
form no part of the claimed design.

1 Claim, 5 Drawing Sheets



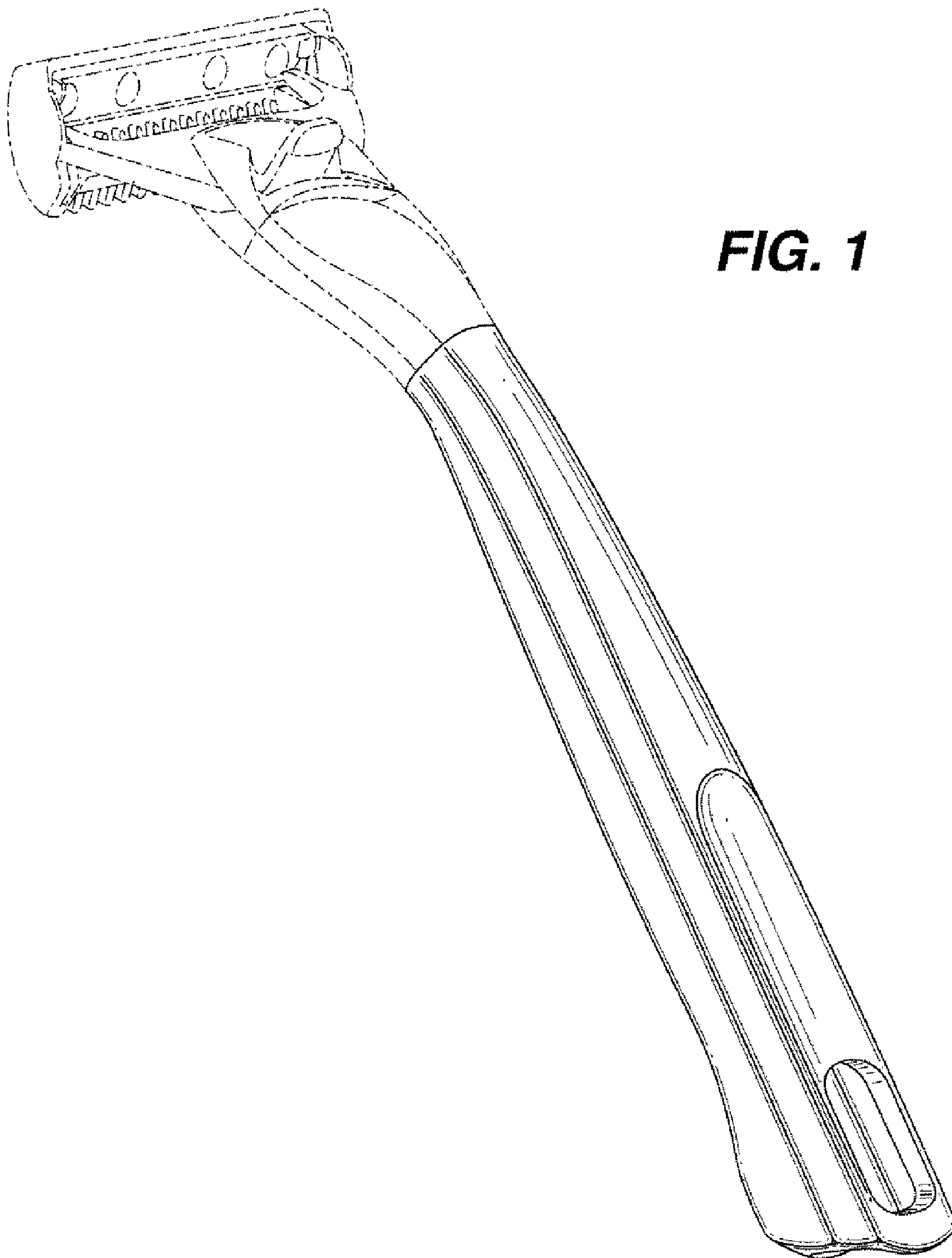


FIG. 2




FIG. 3




FIG. 4

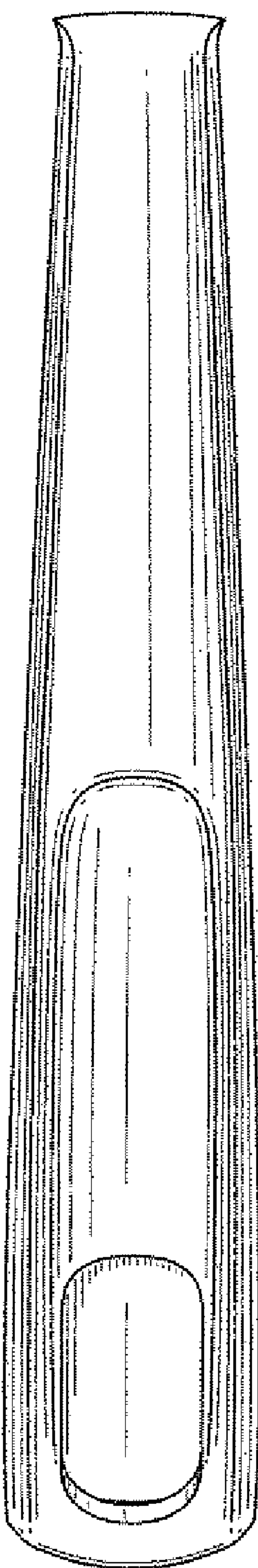


FIG. 5




FIG. 6

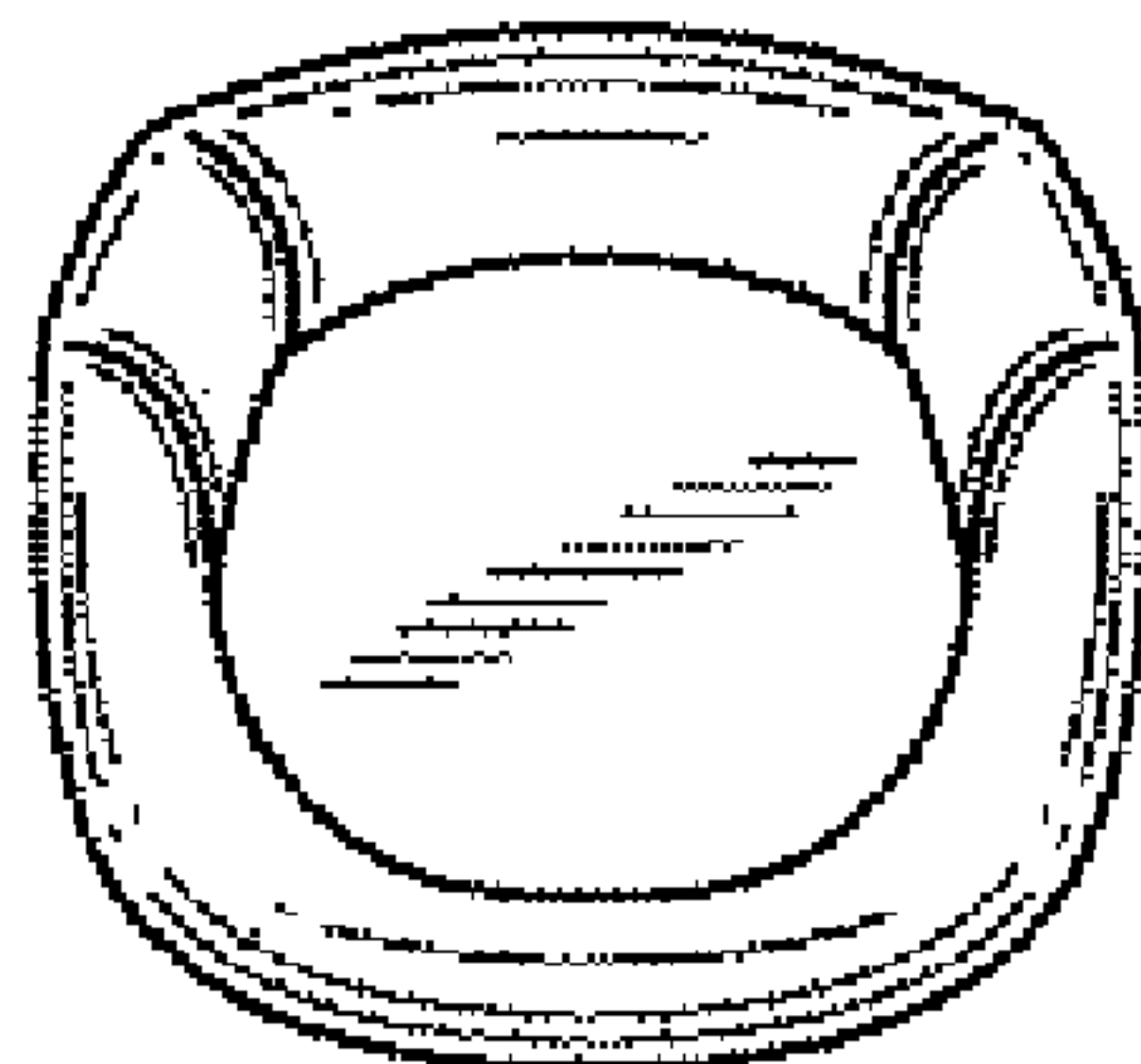


FIG. 7

