

US00D603093S

(12) **United States Design Patent**
Khan et al.

(10) **Patent No.:** **US D603,093 S**

(45) **Date of Patent:** **** Oct. 27, 2009**

(54) **COSMETIC APPLICATOR**

(75) Inventors: **Raheel Khan**, Franklin Park, NJ (US);
Leona Giat Fleissman, Ridgewood, NJ
(US); **Lisa Garofano**, New York, NY
(US); **Catholyn T. Griffiths**, Phoenix,
MD (US); **Thomas R. Burtzloff**,
Clarksville, MD (US); **Melanie Walker**,
Glen Burnie, MD (US); **Henry Bouchat,**
Jr., Baltimore, MD (US)

(73) Assignee: **Avon Products, Inc.**, New York, NY
(US)

(**) Term: **14 Years**

(21) Appl. No.: **29/326,182**

(22) Filed: **Oct. 14, 2008**

(51) **LOC (9) Cl.** **28-02**

(52) **U.S. Cl.** **D28/7**

(58) **Field of Classification Search** D28/4,
D28/7, 9, 99; 132/285, 319, 320, 333; D19/37,
D19/39, 40; D10/64; D24/119, 206, 208;
D29/108, 109; 2/9, 173, 206; 607/109; D9/432,
D9/425, 414, 416; D3/201, 205

See application file for complete search history.

(56) **References Cited**

U.S. PATENT DOCUMENTS

4,936,325 A * 6/1990 Davis 132/319
5,137,040 A * 8/1992 Iosilevich et al. 132/320
5,137,070 A 8/1992 Kansupada et al.
D378,734 S * 4/1997 Hardy et al. D9/425

D423,140 S * 4/2000 DiMartino et al. D28/4
D423,712 S * 4/2000 Aoki et al. D28/4
D426,019 S * 5/2000 Aoki et al. D28/4
6,530,379 B2 3/2003 Iosilevich
D490,932 S * 6/2004 Mammone D28/7
D496,586 S * 9/2004 Belser et al. D9/425
D504,065 S * 4/2005 Belser et al. D9/425
D509,024 S * 8/2005 Pimentel D28/7
D538,638 S * 3/2007 Dunshee D9/425
D538,639 S * 3/2007 Dunshee D9/425
2004/0007583 A1 * 1/2004 Lin 220/835
2004/0231694 A1 * 11/2004 Rosenblatt 132/319
2008/0245381 A1 10/2008 Iosilevich
2008/0248262 A1 10/2008 Iosilevich
2009/0053416 A1 2/2009 Iosilevich

* cited by examiner

Primary Examiner—Janice E Seeger

Assistant Examiner—Zenia I Bennett

(74) *Attorney, Agent, or Firm*—Charles J Zeller; Joan M.
McGillicuddy; Anthony M. Santini

(57) **CLAIM**

The ornamental design for a cosmetic applicator, as shown
and described.

DESCRIPTION

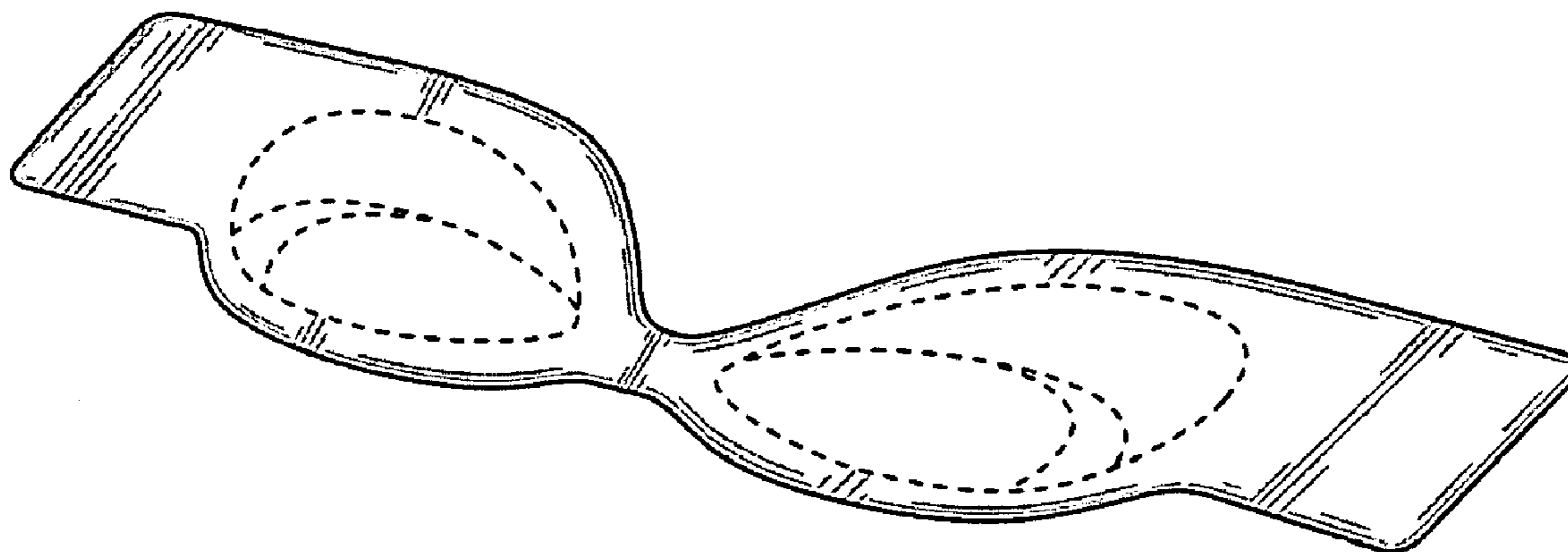
FIG. 1 is a perspective view of a cosmetic applicator;

FIG. 2 is a front view thereof; and,

FIG. 3 is a rear view thereof.

The broken lines are for environmental purposes only and
form no part of the claimed design.

1 Claim, 1 Drawing Sheet



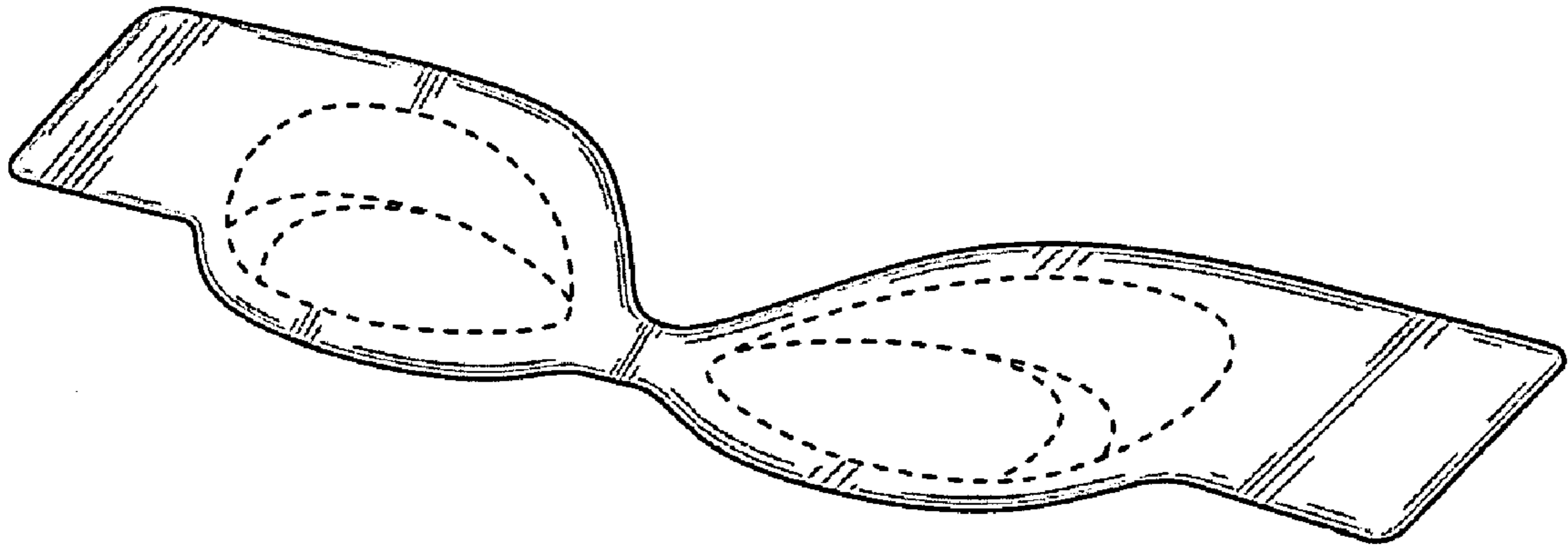


FIG. 1

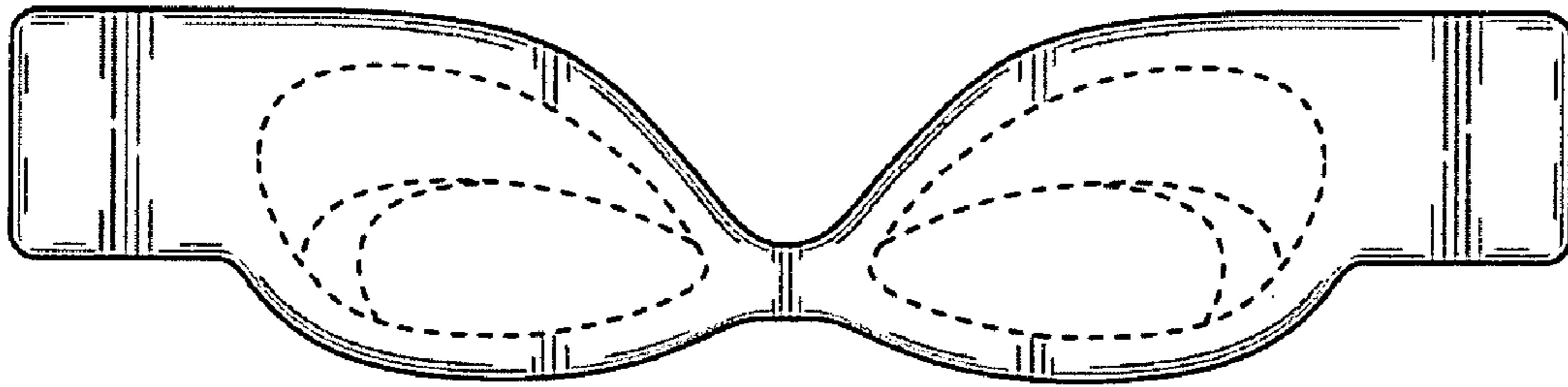


FIG. 2

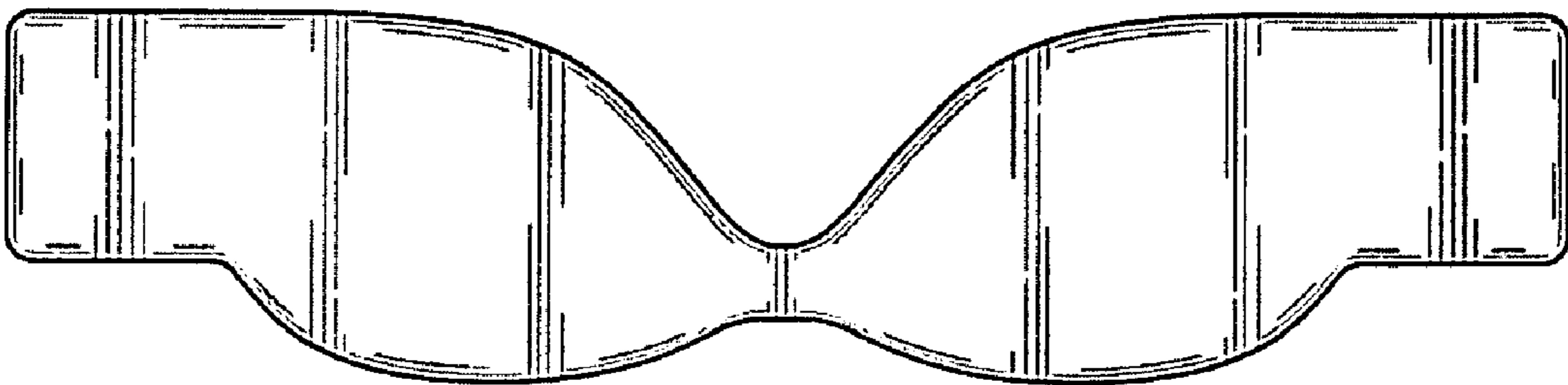


FIG. 3