



US00D603075S

(12) **United States Design Patent**  
**Krauss**

(10) **Patent No.:** **US D603,075 S**  
(45) **Date of Patent:** **\*\* Oct. 27, 2009**

(54) **DAYTIME RUNNING LIGHT FIXTURES OF AN AUTOMOBILE**

(75) Inventor: **Matthias Krauss**, Leonberg (DE)

(73) Assignee: **Techart Automobildesign GmbH**, Leonberg (DE)

(\*\*) Term: **14 Years**

(21) Appl. No.: **29/314,942**

(22) Filed: **May 12, 2009**

(30) **Foreign Application Priority Data**

Nov. 15, 2008 (DE) ..... 40 2008 005 527

(51) **LOC (9) Cl.** ..... **26-06**

(52) **U.S. Cl.** ..... **D26/28**

(58) **Field of Classification Search** ..... D26/28-36;  
362/459-468, 485-487

See application file for complete search history.

(56) **References Cited**

**U.S. PATENT DOCUMENTS**

D561,359 S *	2/2008	Hsu	.....	D26/28
D563,576 S *	3/2008	Hanaoka	.....	D26/28
D570,007 S *	5/2008	Hsu	.....	D26/28
D591,876 S *	5/2009	Varga	.....	D26/28
D598,145 S *	8/2009	Amor et al.	.....	D26/28

\* cited by examiner

*Primary Examiner*—Marcus A Jackson

(74) *Attorney, Agent, or Firm*—Collard & Roe, P.C.

(57) **CLAIM**

The ornamental design for daytime running light fixtures of an automobile, as shown and described.

**DESCRIPTION**

FIG. 1 is a front view of one embodiment a daytime running light fixture of an automobile, showing my new design;

FIG. 2 is a left side view thereof;

FIG. 3 is a rear view thereof;

FIG. 4 is a right side view thereof;

FIG. 5 is a top view thereof;

FIG. 6 is a front elevational view of the opposite side of the daytime running light fixture for an automobile showing my new design;

FIG. 7 is a left side view thereof;

FIG. 8 is a rear view thereof;

FIG. 9 is a right side view thereof;


FIG. 10 is a top view thereof;

FIG. 11 is a front view of the embodiment of FIG. 1 mounted in an automobile; and,

FIG. 12 is a front view of the embodiment of FIG. 6 mounted in an automobile.

The other parts of the automobile shown in FIGS. 11 and 12 form no part of the claimed design.

**1 Claim, 12 Drawing Sheets**






FIG. 1



FIG. 2

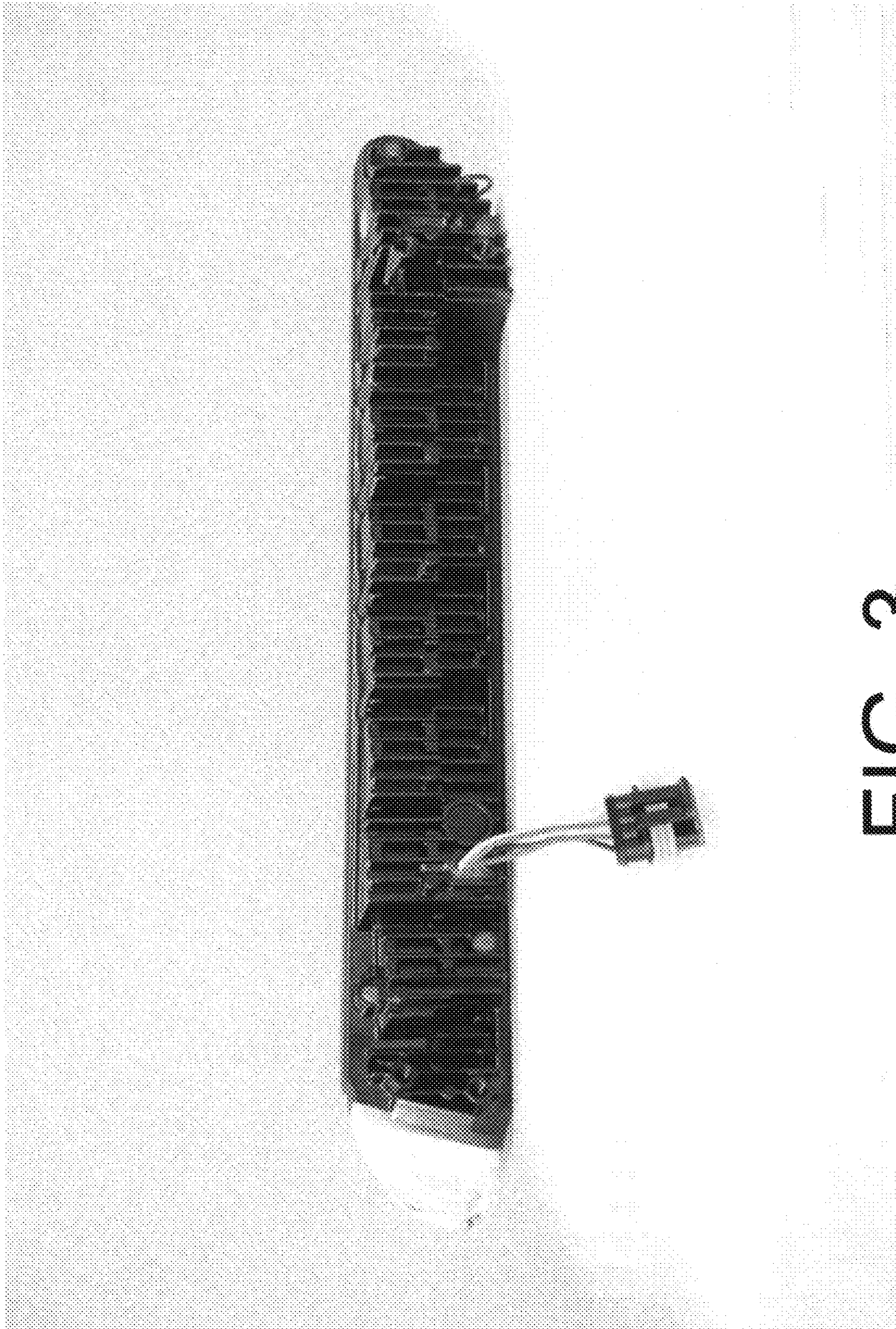


FIG. 3




FIG. 4




FIG. 5

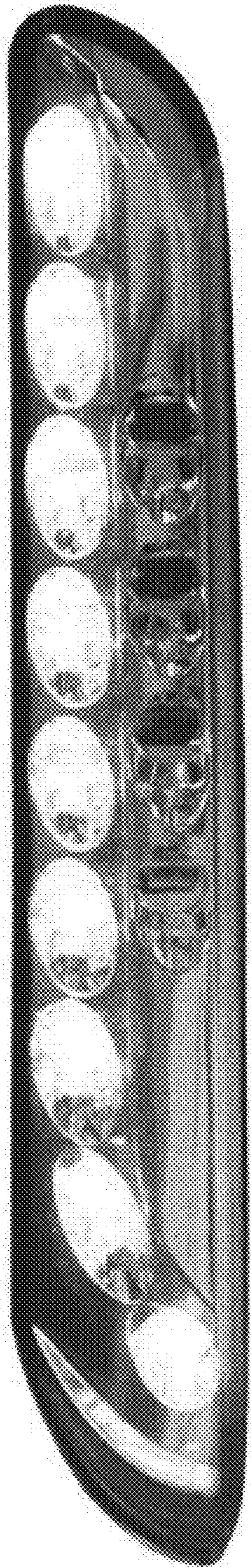


FIG. 6




FIG. 7






FIG. 8



FIG. 9




FIG. 10




FIG. 11



FIG. 12