



US00D603064S

(12) **United States Design Patent**
Elliott

(10) **Patent No.:** **US D603,064 S**

(45) **Date of Patent:** **** Oct. 27, 2009**

(54) **DECORATIVE CORNER BLOCK**

(76) Inventor: **Ralph Elliott**, 9318 E. Princess Dr.,
Mesa, AZ (US) 85207

(**) Term: **14 Years**

(21) Appl. No.: **29/329,098**

(22) Filed: **Dec. 9, 2008**

(51) **LOC (9) Cl.** **25-01**

(52) **U.S. Cl.** **D25/116**

(58) **Field of Classification Search** D25/102,
D25/112-118, 136, 138, 152-162, 164; D21/484-491,
D21/499-502; 405/16, 17, 33, 35, 284, 286;
52/503-505, 574, 575, 596-605, 609-612;
404/29-31; D8/403; D6/495
See application file for complete search history.

(56) **References Cited**

U.S. PATENT DOCUMENTS

170,331 A *	11/1875	Berryman	52/608
D302,045 S *	7/1989	Gazley	D25/138
D302,312 S *	7/1989	Apostolopoulos	D25/113
D462,259 S *	9/2002	Williams	D8/403
D533,448 S *	12/2006	DePaul	D8/403
D538,152 S *	3/2007	DePaul	D8/403
D539,926 S *	4/2007	Placuzzi	D25/113
D569,014 S *	5/2008	Coates	D25/102
D573,726 S *	7/2008	Coates	D25/102

* cited by examiner

Primary Examiner—T. Chase Nelson

Assistant Examiner—Anhdao Doan

(74) *Attorney, Agent, or Firm*—Booth Udall, PLC; Steven J. Laureanti

(57) **CLAIM**

The ornamental design for a decorative corner block, as shown and described.

DESCRIPTION

FIG. 1 is a perspective view of a decorative corner block according to the present invention;

FIG. 2 is a front view of the decorative corner block of FIG. 1;

FIG. 3 is a right side view of the decorative corner block of FIG. 1, the left side view being a mirror image thereof;

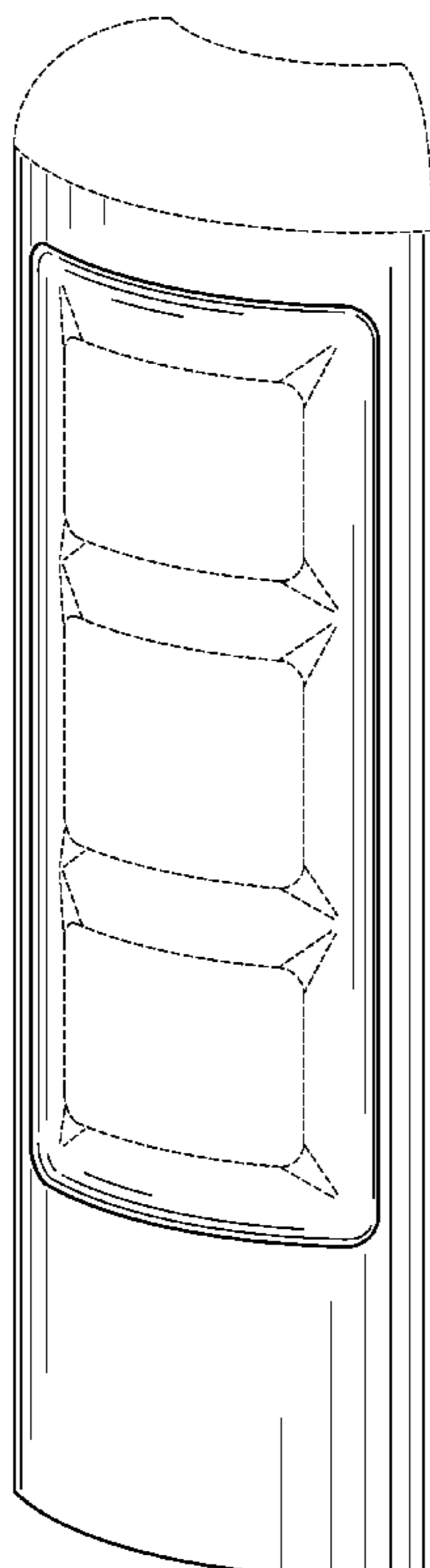
FIG. 4 is a back side view of the decorative corner block of FIG. 1;

FIG. 5 is a top view of the decorative corner block of FIG. 1; and,

FIG. 6 is a bottom view of the decorative corner block of FIG. 1.

The broken lines in all views are for illustrative purposes only and form no part of the claimed design.

1 Claim, 3 Drawing Sheets



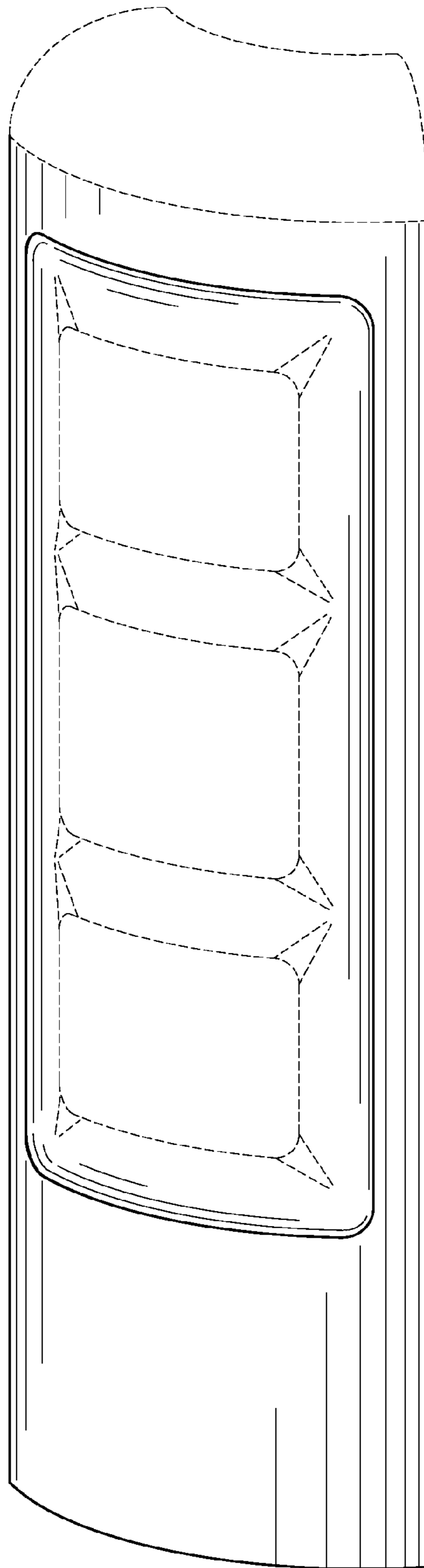


FIG. 1

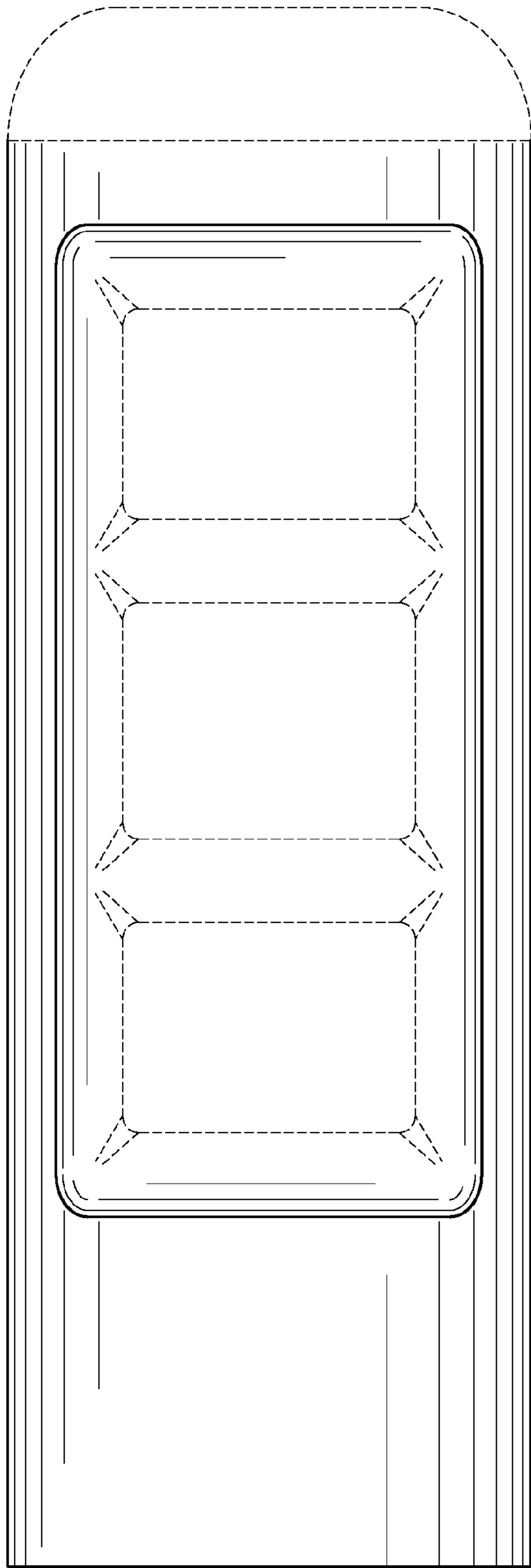


FIG. 2

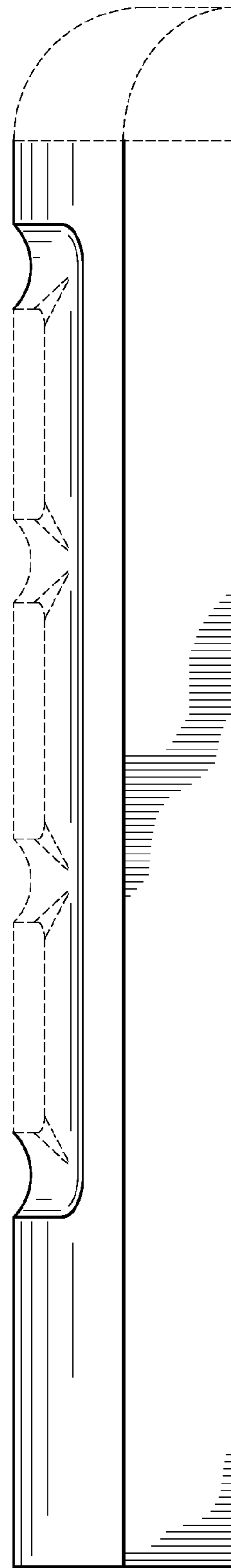


FIG. 3

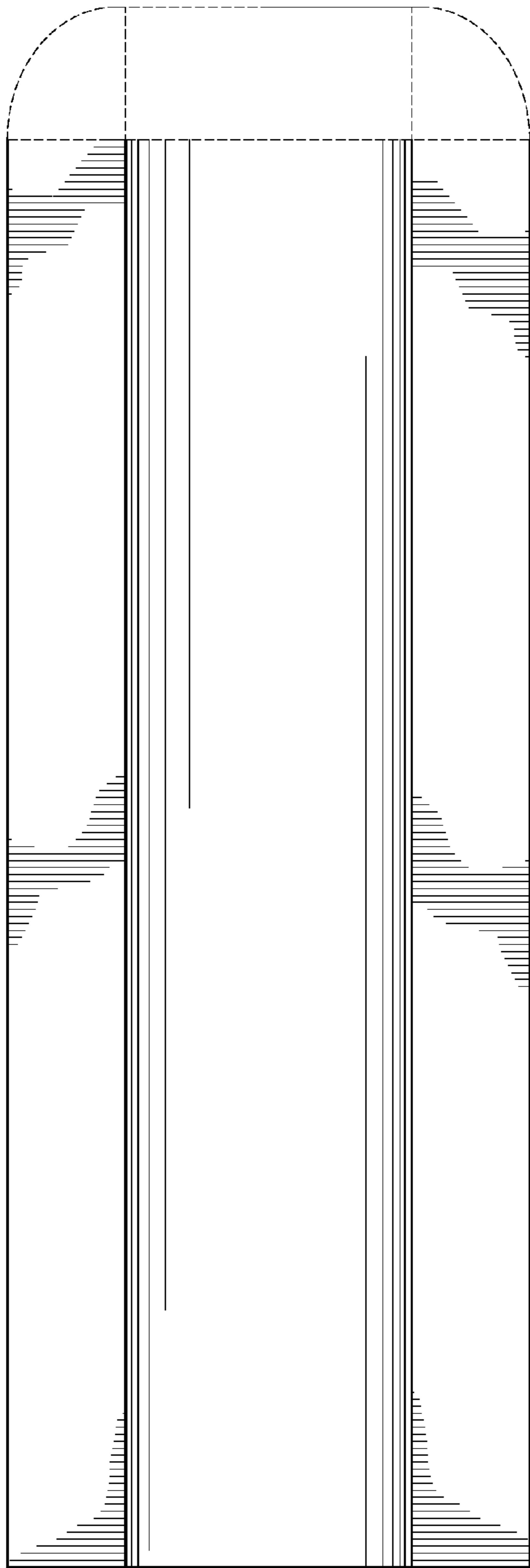


FIG. 4

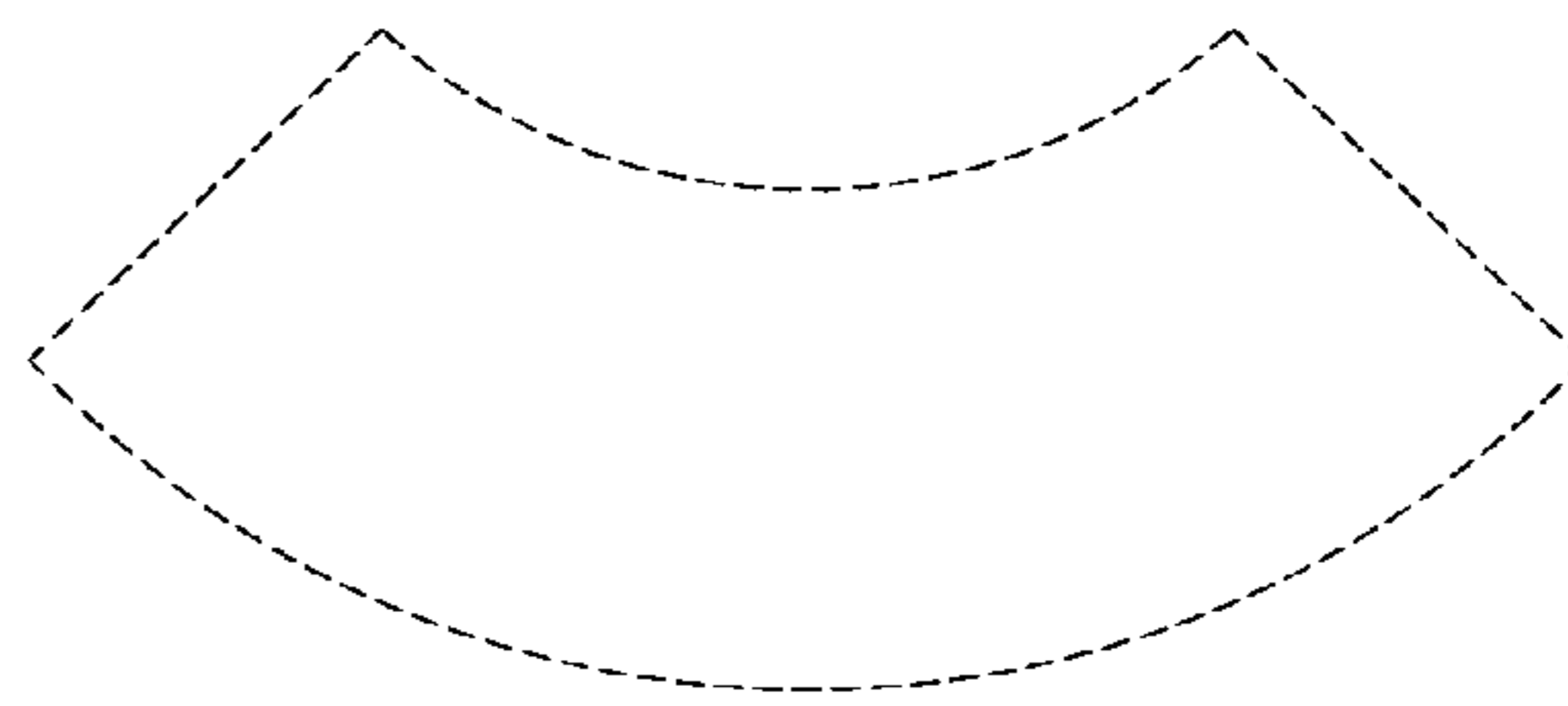


FIG. 5

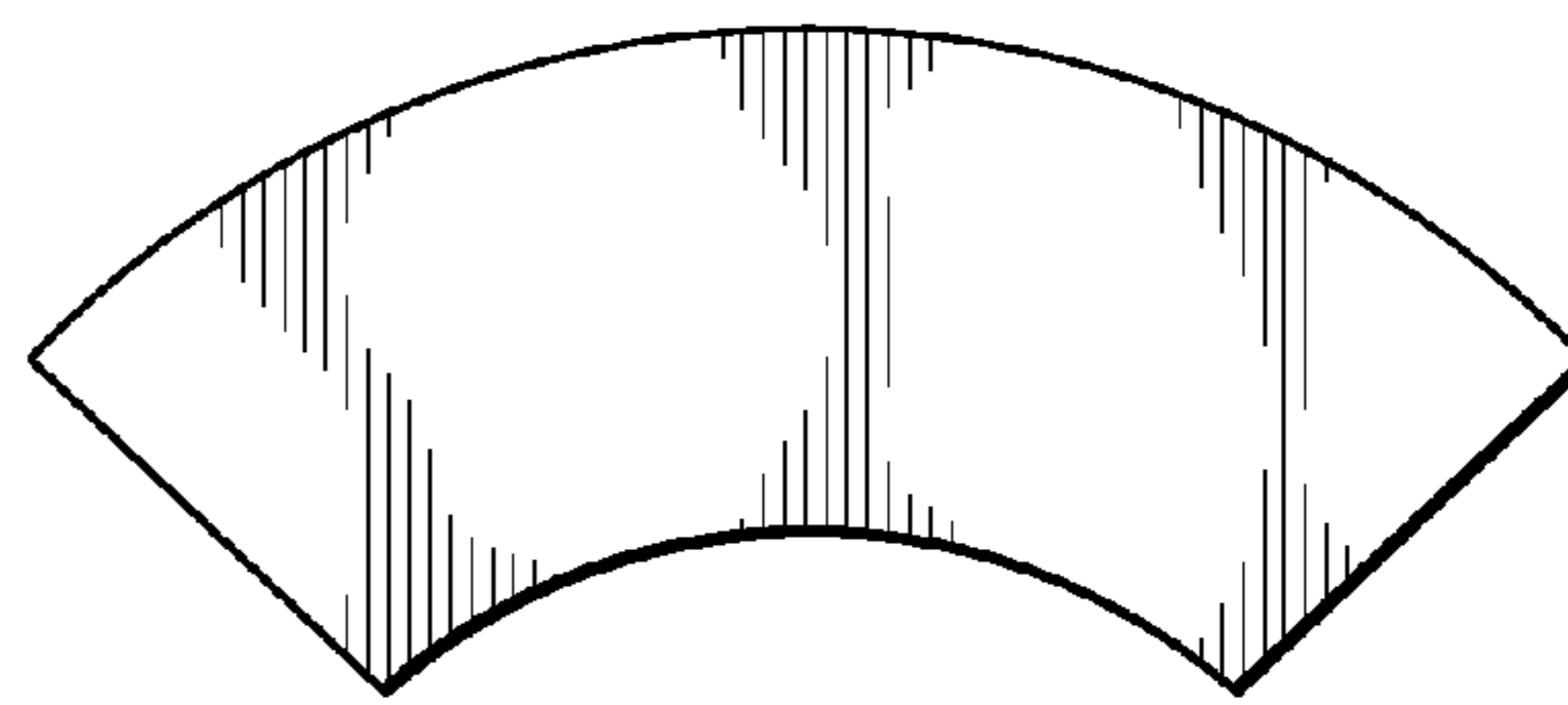


FIG. 6