



US00D603043S

(12) **United States Design Patent**
Kreidler

(10) **Patent No.:** **US D603,043 S**

(45) **Date of Patent:** **** Oct. 27, 2009**

(54) **OVAL CANNULA FOR USE IN SURGERY**

(75) Inventor: **Bodo Kreidler**, Tuttlingen (DE)

(73) Assignee: **Karl Storz GmbH & Co. KG** (DE)

(**) Term: **14 Years**

(21) Appl. No.: **29/321,024**

(22) Filed: **Jul. 9, 2008**

(30) **Foreign Application Priority Data**

Jan. 24, 2008 (EM) 000865415

(51) **LOC (9) Cl.** **24-02**

(52) **U.S. Cl.** **D24/130**

(58) **Field of Classification Search** D24/112,
D24/129, 130, 108; 604/264, 280, 256, 164,
604/283, 174

See application file for complete search history.

(56) **References Cited**

U.S. PATENT DOCUMENTS

- D342,995 S * 1/1994 Simmons D24/112
- D378,699 S * 4/1997 Niedospial et al. D24/112
- 5,674,240 A * 10/1997 Bonutti et al. 606/198
- D387,425 S * 12/1997 Niedospial et al. D24/112
- 5,817,071 A * 10/1998 Dewindt et al. 604/264
- 5,876,379 A * 3/1999 Beauvais et al. 604/181
- 5,968,008 A * 10/1999 Grams 604/35
- 6,159,182 A * 12/2000 Davis et al. 604/167.06

- 6,626,859 B2 * 9/2003 von Segesser 604/28
- D496,728 S * 9/2004 Holsinger D24/130
- 6,814,715 B2 * 11/2004 Bonutti et al. 604/164.03
- 7,276,055 B2 * 10/2007 DeWindt et al. 604/506

* cited by examiner

Primary Examiner—T. Chase Nelson

Assistant Examiner—Eric L Goodman

(74) *Attorney, Agent, or Firm*—St. Onge Steward Johnston & Reens LLC

(57) **CLAIM**

The ornamental design for an oval cannula for use in surgery, as shown and described.

DESCRIPTION

FIG. 1 is a front perspective view of a oval cannula for use in surgery in accordance with the new design;

FIG. 2 is a left side view thereof;

FIG. 3 is a rear view thereof;

FIG. 4 is a right side view thereof;

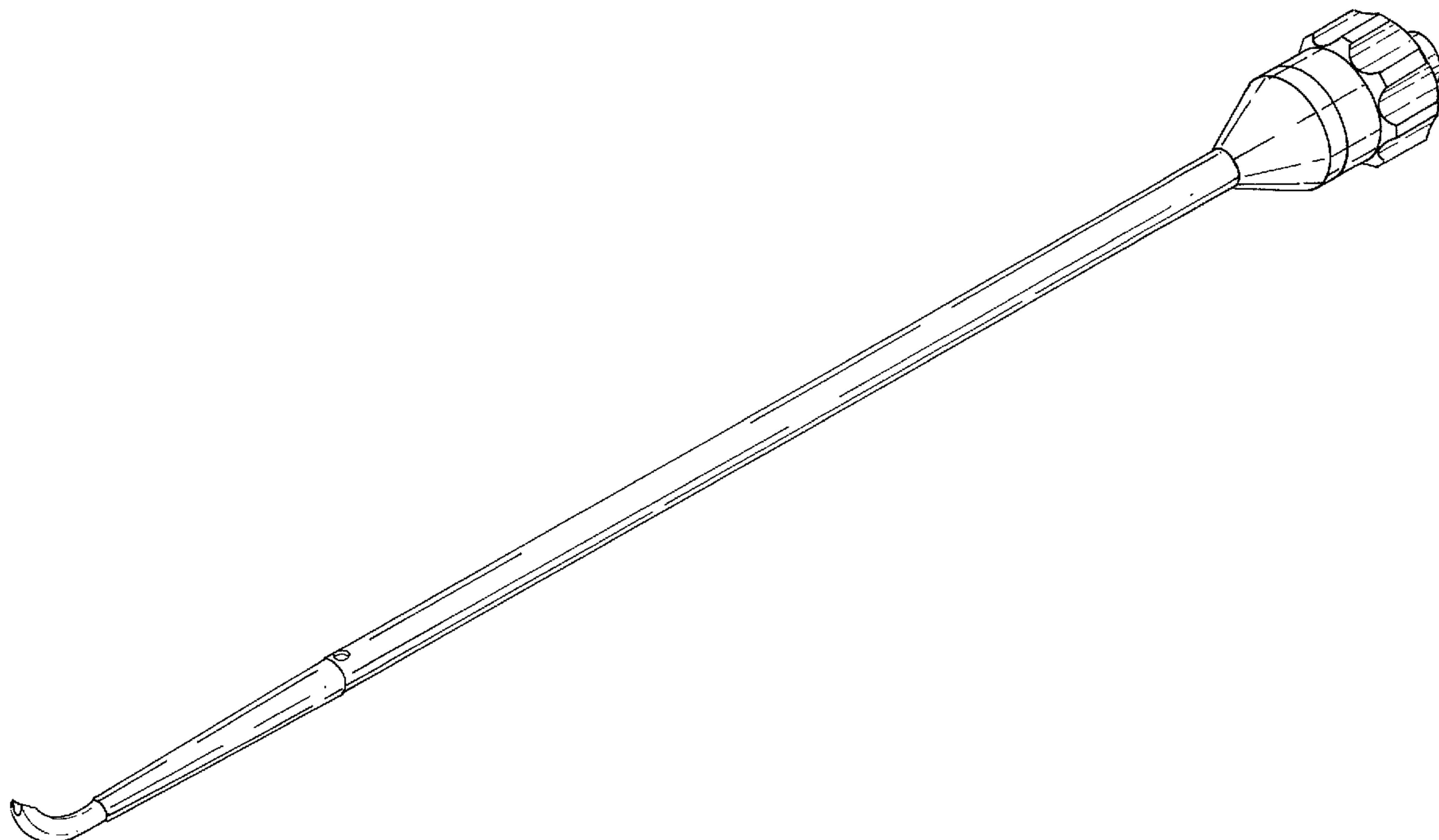
FIG. 5 is a front view thereof;

FIG. 6 is an enlarged bottom view thereof; and,

FIG. 7 is an enlarged top view thereof.

The broken line showing in FIG. 7 is included for the purpose of illustrating portions of the article and forms no part of the claimed design.

1 Claim, 3 Drawing Sheets



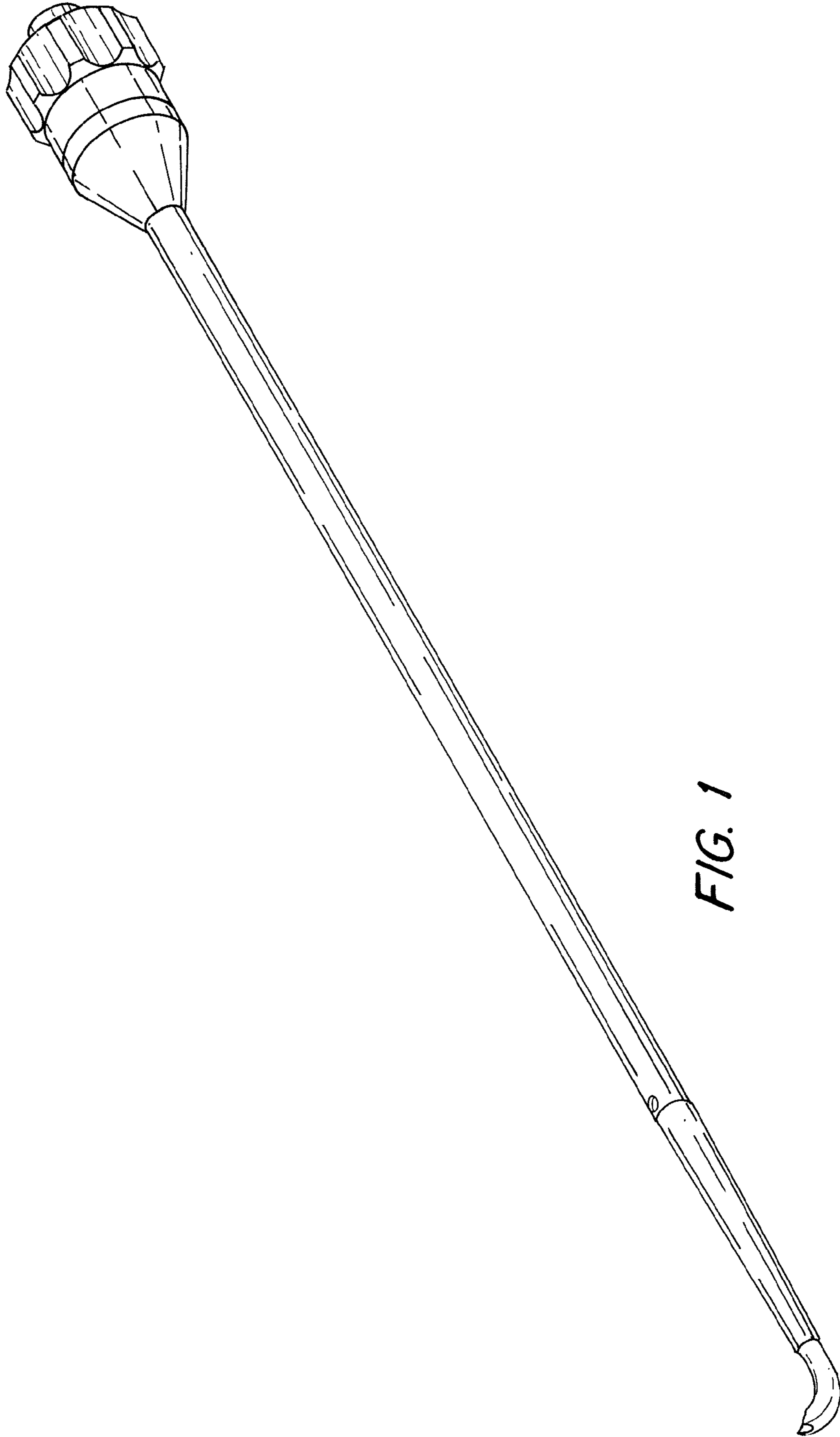


FIG. 1

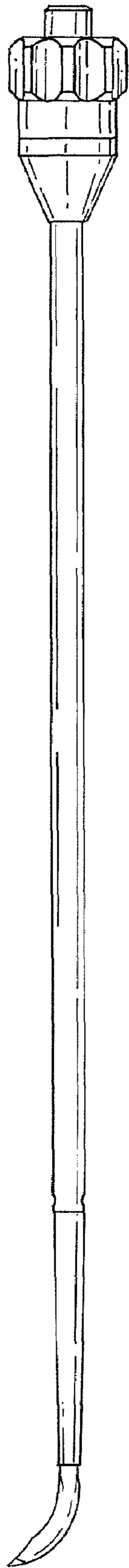


FIG. 2

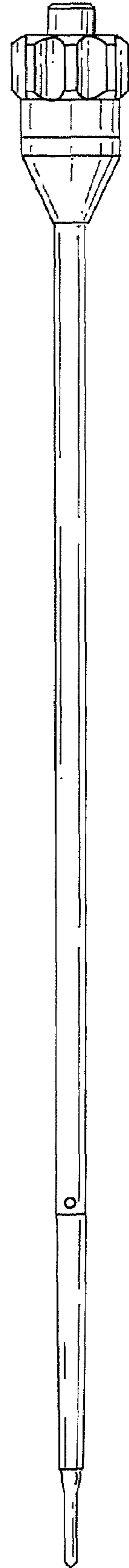


FIG. 3

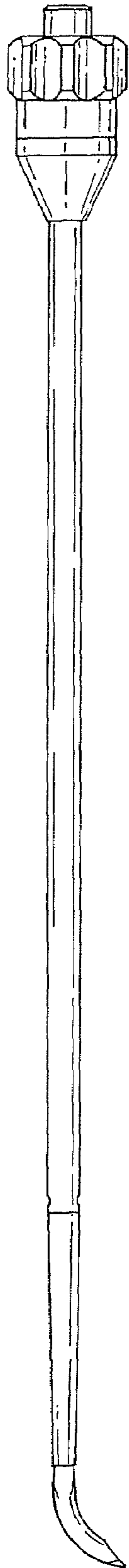


FIG. 4

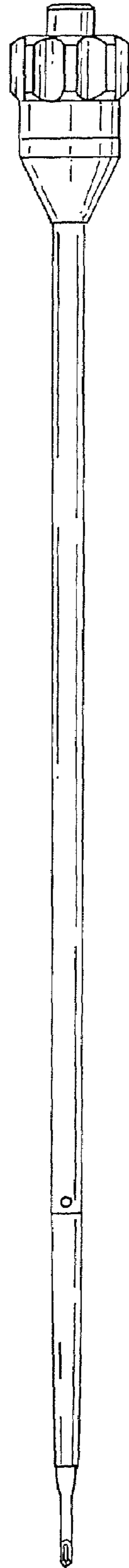


FIG. 5

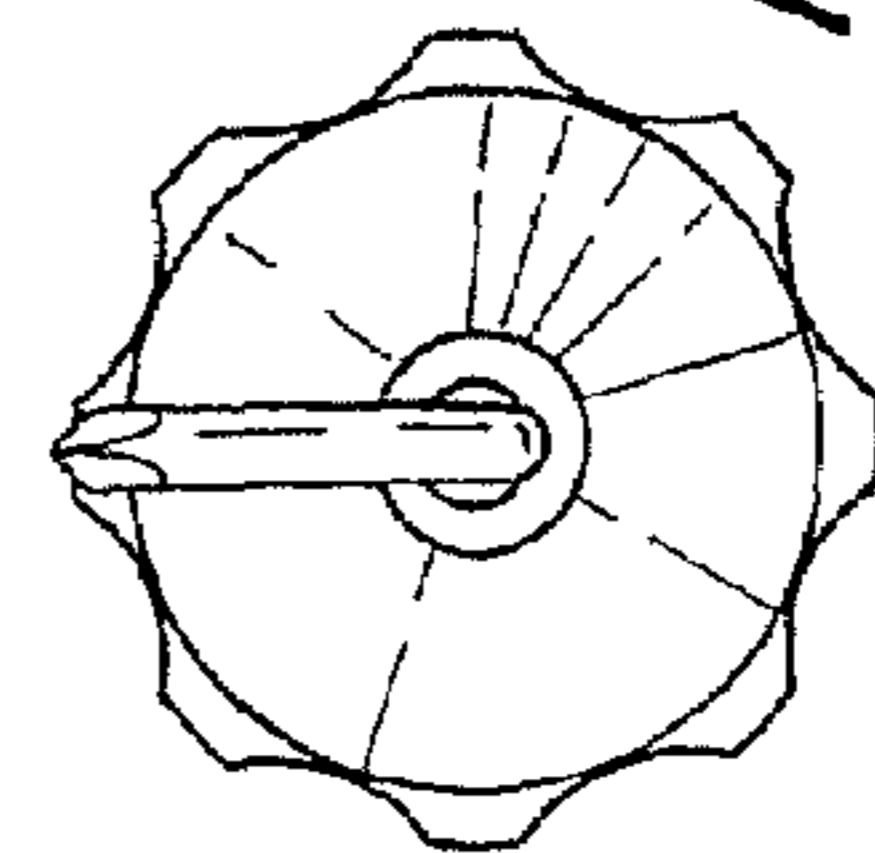


FIG. 6

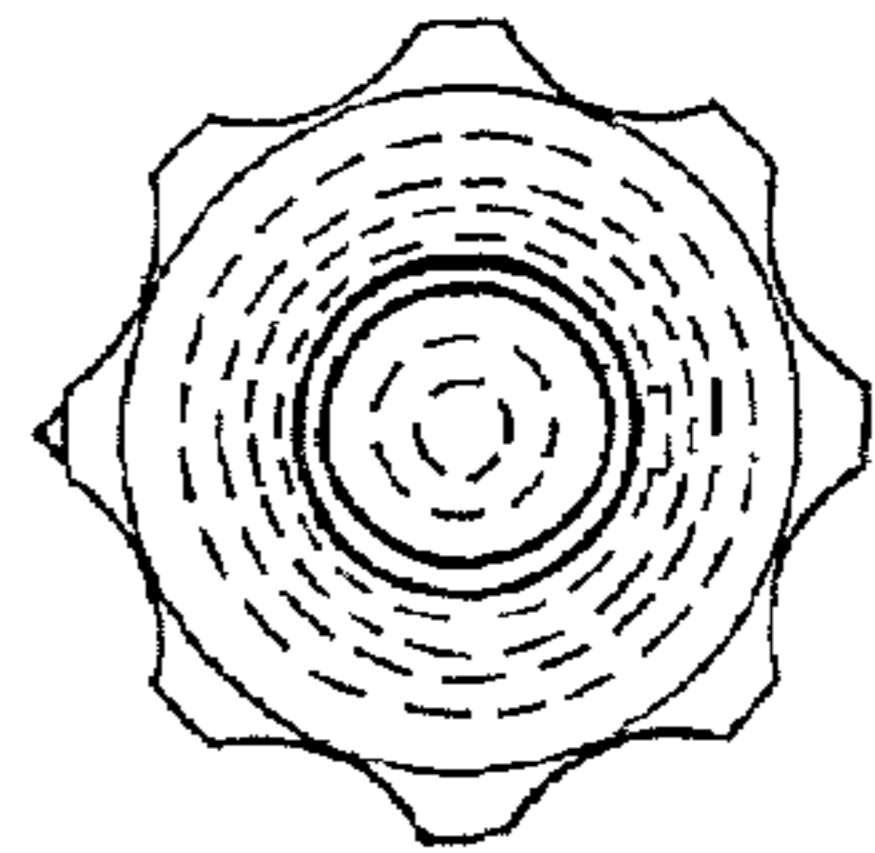


FIG. 7