



US00D603005S

(12) **United States Design Patent**
Steinhobel

(10) **Patent No.:** **US D603,005 S**

(45) **Date of Patent:** **** Oct. 27, 2009**

(54) **GOLF TEE**

D573,210 S * 7/2008 Gies D21/718

(75) Inventor: **Brian Steinhobel**, Sandton (ZA)

FOREIGN PATENT DOCUMENTS

(73) Assignee: **Bonfit America, Inc.**, Culver City, CA
(US)

AU 138369 S * 9/1999
DE 202004019915 U1 * 6/2005
GB DES. 2059748 * 2/1997
KR 2002013609 A * 2/2002

(**) Term: **14 Years**

* cited by examiner

(21) Appl. No.: **29/330,617**

Primary Examiner—Catherine Tuttle

(22) Filed: **Jan. 9, 2009**

(74) *Attorney, Agent, or Firm*—Connolly Bove Lodge & Hutz
LLP; Billy A. Robbins

(51) **LOC (9) Cl.** **21-02**

(52) **U.S. Cl.** **D21/718**

(58) **Field of Classification Search** D21/715–751,
D21/789–796; 473/386–403

See application file for complete search history.

(57) **CLAIM**

The ornamental design for the golf tee, as shown and described.

(56) **References Cited**

DESCRIPTION

U.S. PATENT DOCUMENTS

1,638,527 A * 8/1927 Clausing 473/402
D393,301 S * 4/1998 Koskela D21/718
D404,448 S * 1/1999 Lawrence D21/718
6,053,822 A 4/2000 Kolodney et al.
6,139,449 A 10/2000 Cardarelli
D485,317 S 1/2004 Cardarelli
D486,538 S 2/2004 Cardarelli
D488,525 S 4/2004 Cardarelli
D491,619 S 6/2004 Crouse
D511,193 S * 11/2005 Trawoger D21/718

FIG. 1 is a perspective view of the golf tee showing my new design;

FIG. 2 is a front elevational view thereof;

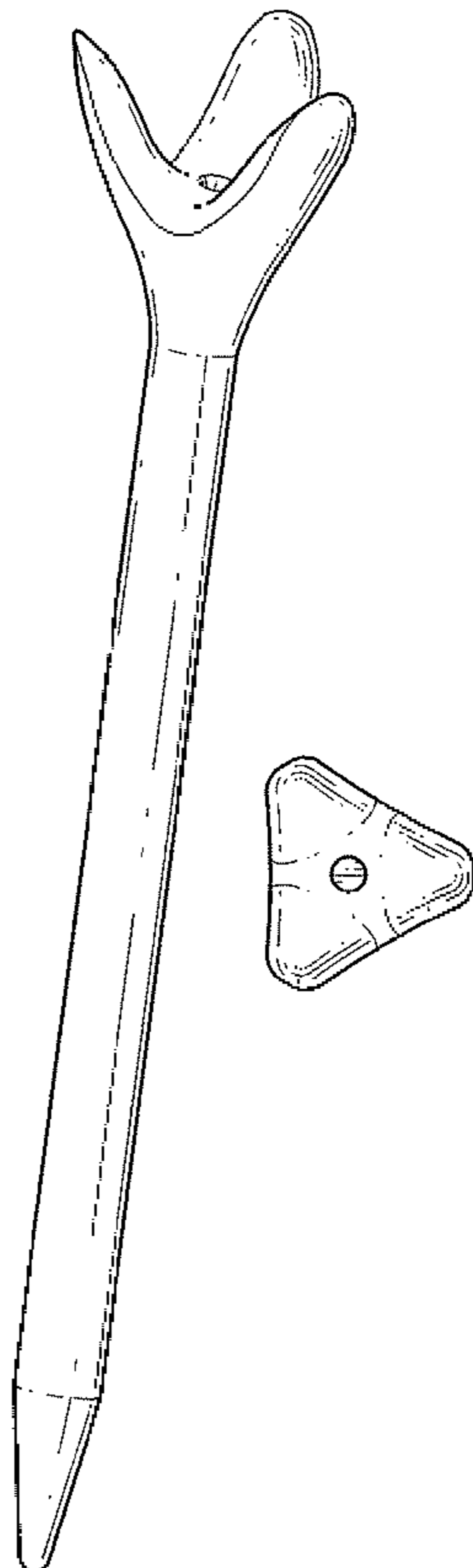
FIG. 3 is a right side view thereof, the left side view is a mirror image of FIG. 3;

FIG. 4 is a rear view thereof;

FIG. 5 is a top view thereof; and,

FIG. 6 is a bottom view thereof.

1 Claim, 4 Drawing Sheets



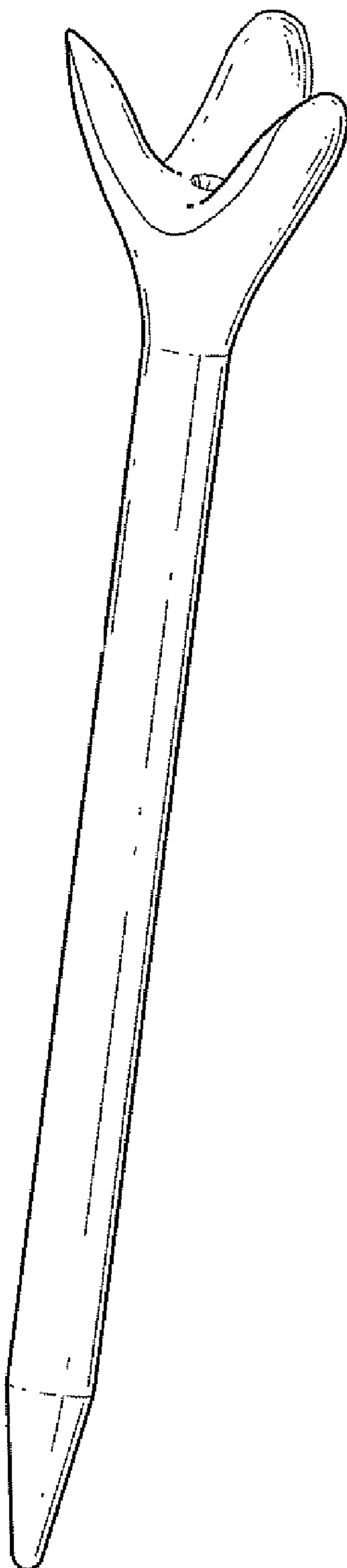


FIG. 1




FIG. 2

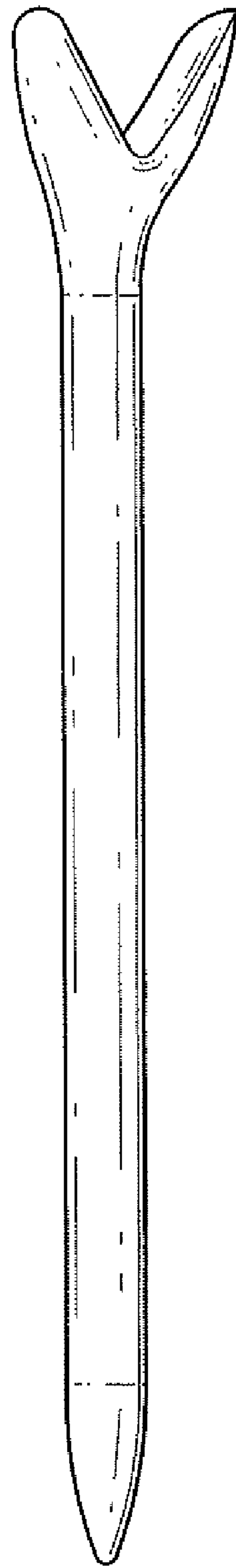


FIG. 3

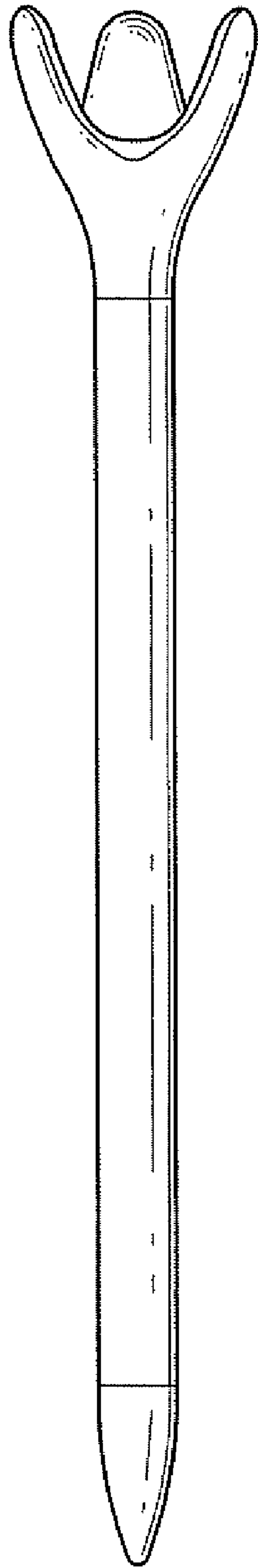


FIG. 4

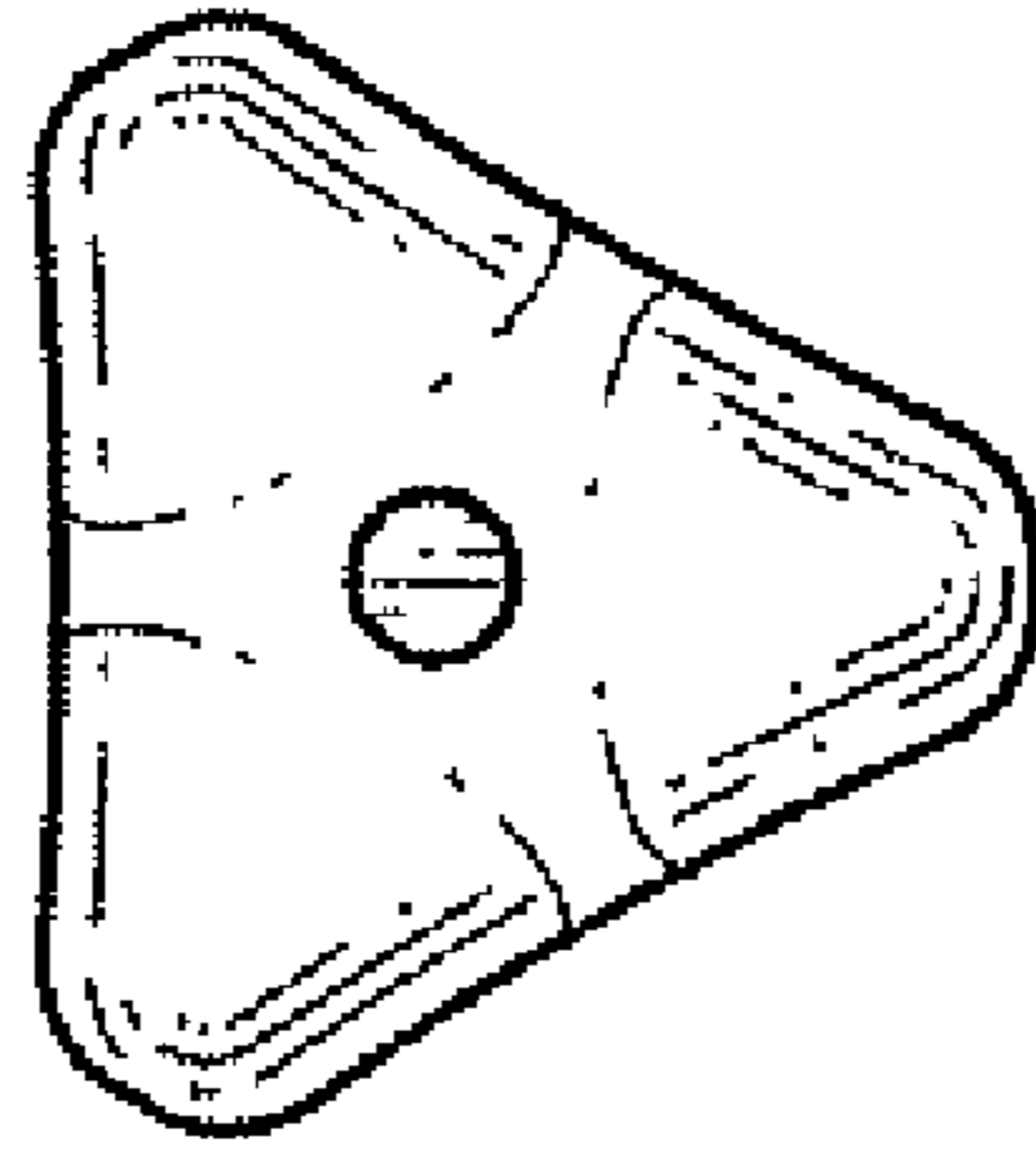


FIG. 5

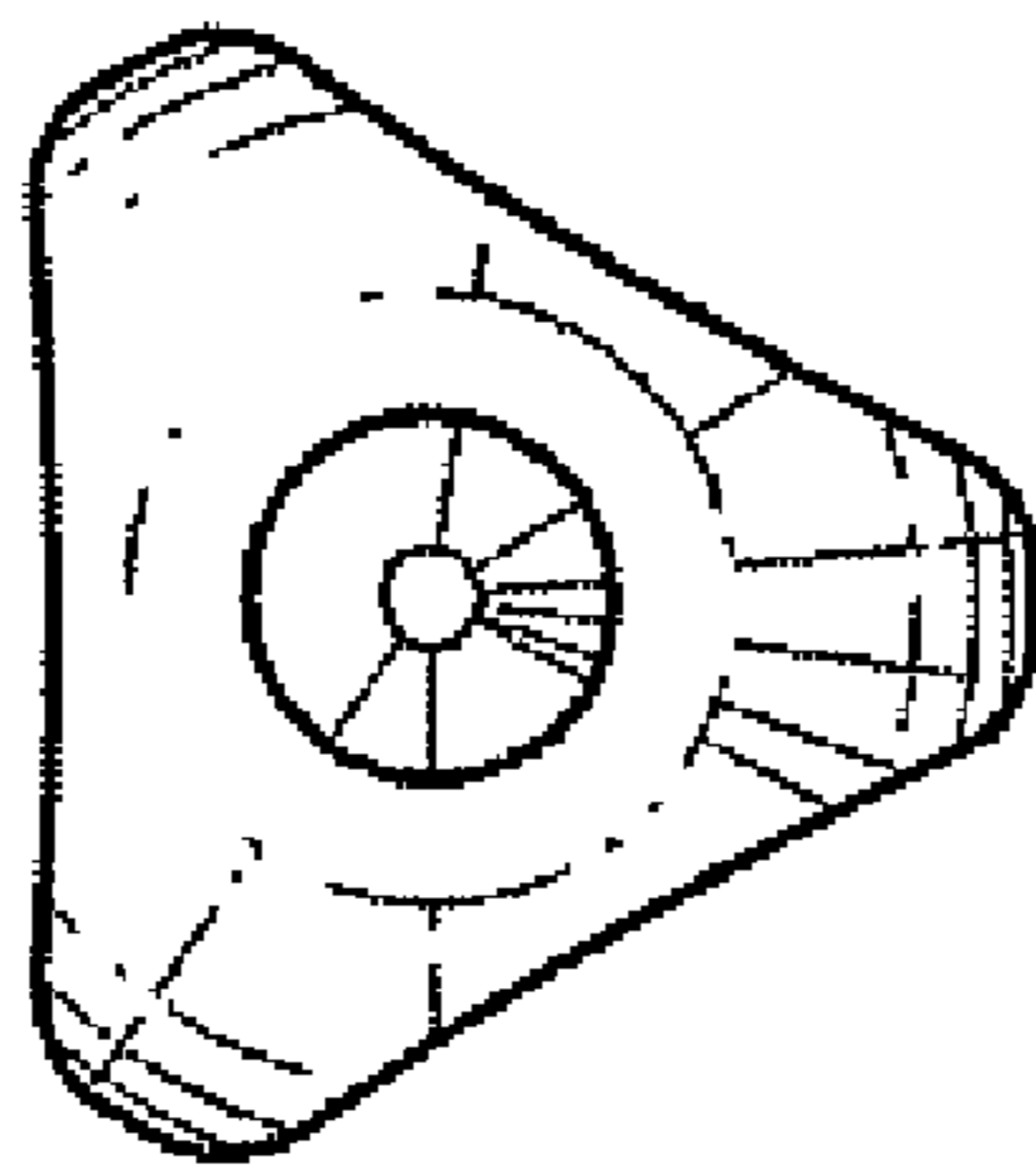


FIG. 6