

US00D602999S

(12) **United States Design Patent**
Garcia

(10) **Patent No.:** **US D602,999 S**
(45) **Date of Patent:** **** Oct. 27, 2009**

(54) **TOY**

(75) Inventor: **Jesus Garcia**, Alhambra, CA (US)

(73) Assignee: **Republic Import Company, Inc.**,
Commerce, CA (US)

(**) Term: **14 Years**

(21) Appl. No.: **29/334,911**

(22) Filed: **Apr. 3, 2009**

(51) **LOC (9) Cl.** **21-01**

(52) **U.S. Cl.** **D21/629; D21/468**

(58) **Field of Classification Search** D21/468,
D21/621, 622, 623, 625, 627, 629, 638, 645-649;
446/268, 305, 360-361, 376, 379, 328, 384;
D6/595, 596, 597, 599, 601, 604; D11/128,
D11/129

See application file for complete search history.

(56) **References Cited**

U.S. PATENT DOCUMENTS

D168,222 S	*	11/1952	Harano	D6/607
D278,313 S	*	4/1985	Progin	D10/23
D286,801 S	*	11/1986	Anderson et al.	D21/621
D320,630 S	*	10/1991	Fortune et al.	D21/629
D362,878 S	*	10/1995	Missailidis	D21/621
D382,029 S	*	8/1997	Hong Cheng	D21/611
D400,297 S	*	10/1998	Chazen	D21/621
D445,150 S	*	7/2001	Stolpen	D21/577
D448,515 S	*	9/2001	Sehl	D26/99
D450,787 S	*	11/2001	Jenkins et al.	D21/577
D489,641 S	*	5/2004	Puntch	D11/130
D542,703 S	*	5/2007	Reibson	D11/128
D550,587 S	*	9/2007	Limber	D11/128

* cited by examiner

Primary Examiner—T. Chase Nelson

Assistant Examiner—Zenita I Bennett

(74) *Attorney, Agent, or Firm*—Christina S. Loza; Loza & Loza, LLP

(57) **CLAIM**

The ornamental design for a toy, as shown and described.

DESCRIPTION

FIG. 1 is a perspective view of a toy in a collapsed configuration, showing my new design;

FIG. 2 is a perspective view showing the toy in an extended configuration;

FIG. 3 is a front elevational view of the toy in a collapsed configuration;

FIG. 4 is a front elevational view of the toy in an extended configuration;

FIG. 5 is a rear elevational view of the toy in a collapsed configuration;

FIG. 6 is a rear elevational view of the toy in an extended configuration;

FIG. 7 is a left side elevational view of the toy in a collapsed configuration;


FIG. 8 is a left side elevational view of the toy in an extended configuration;

FIG. 9 is a right side elevational view of the toy in a collapsed configuration;

FIG. 10 is a top plan view of the toy; and,

FIG. 11 is a bottom plan view of the toy.

1 Claim, 11 Drawing Sheets






FIG. 1

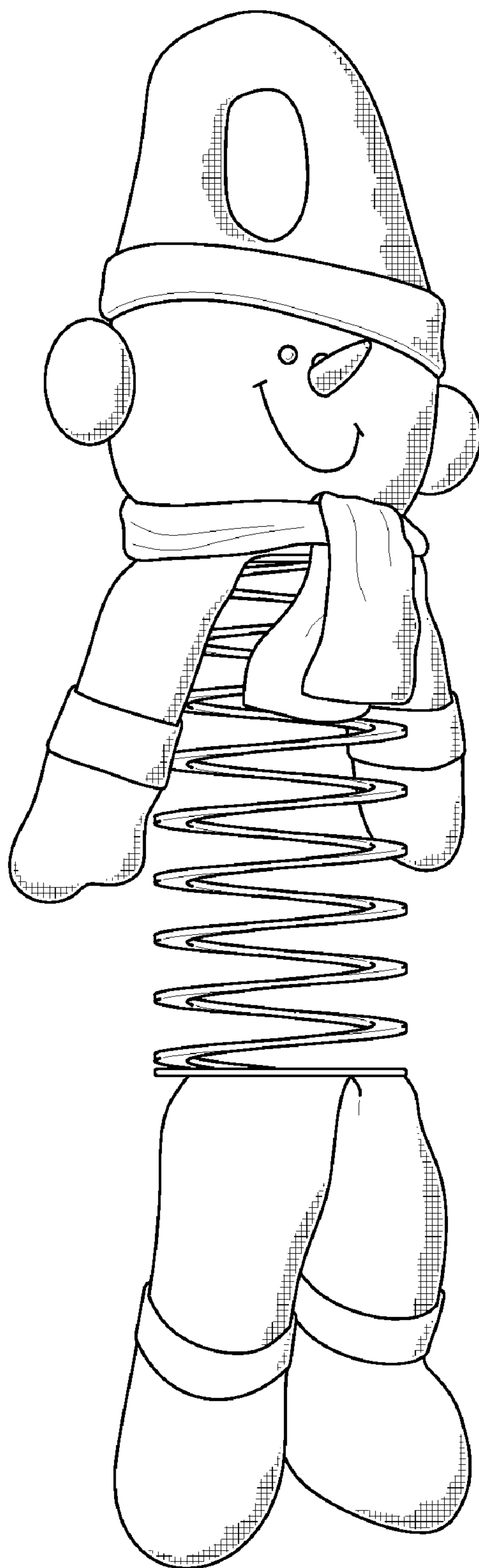


FIG. 2




FIG. 3

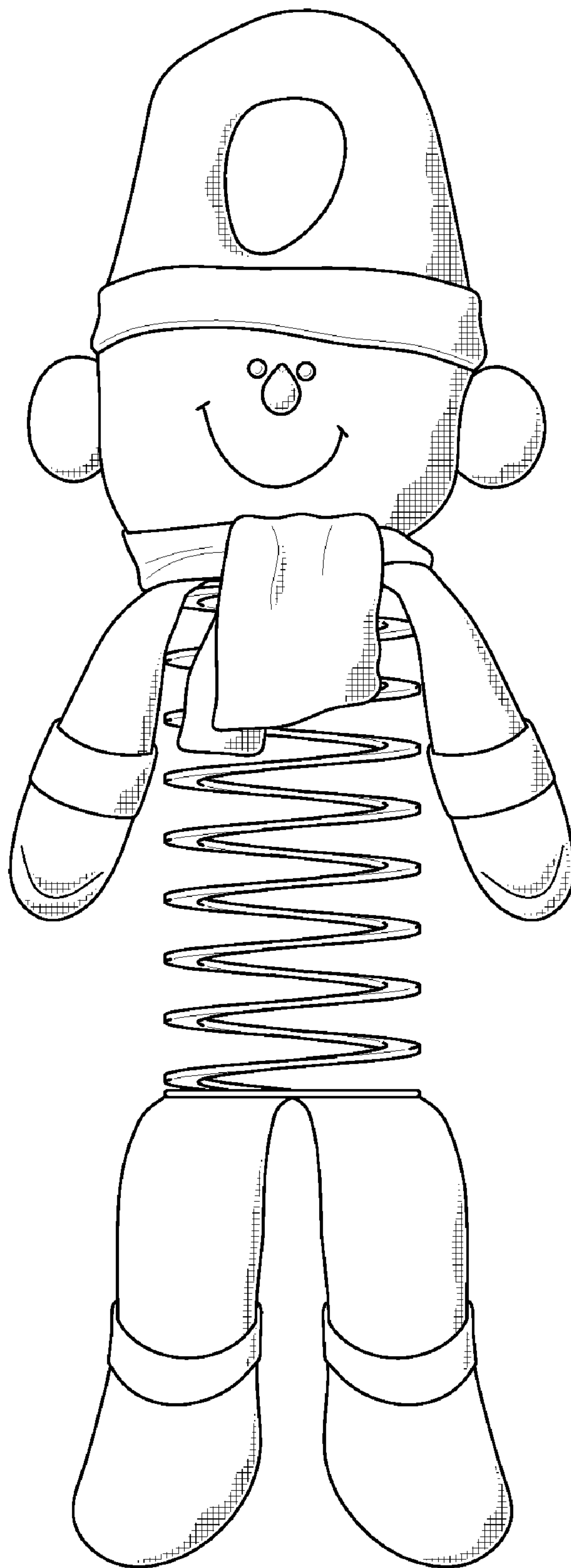


FIG. 4

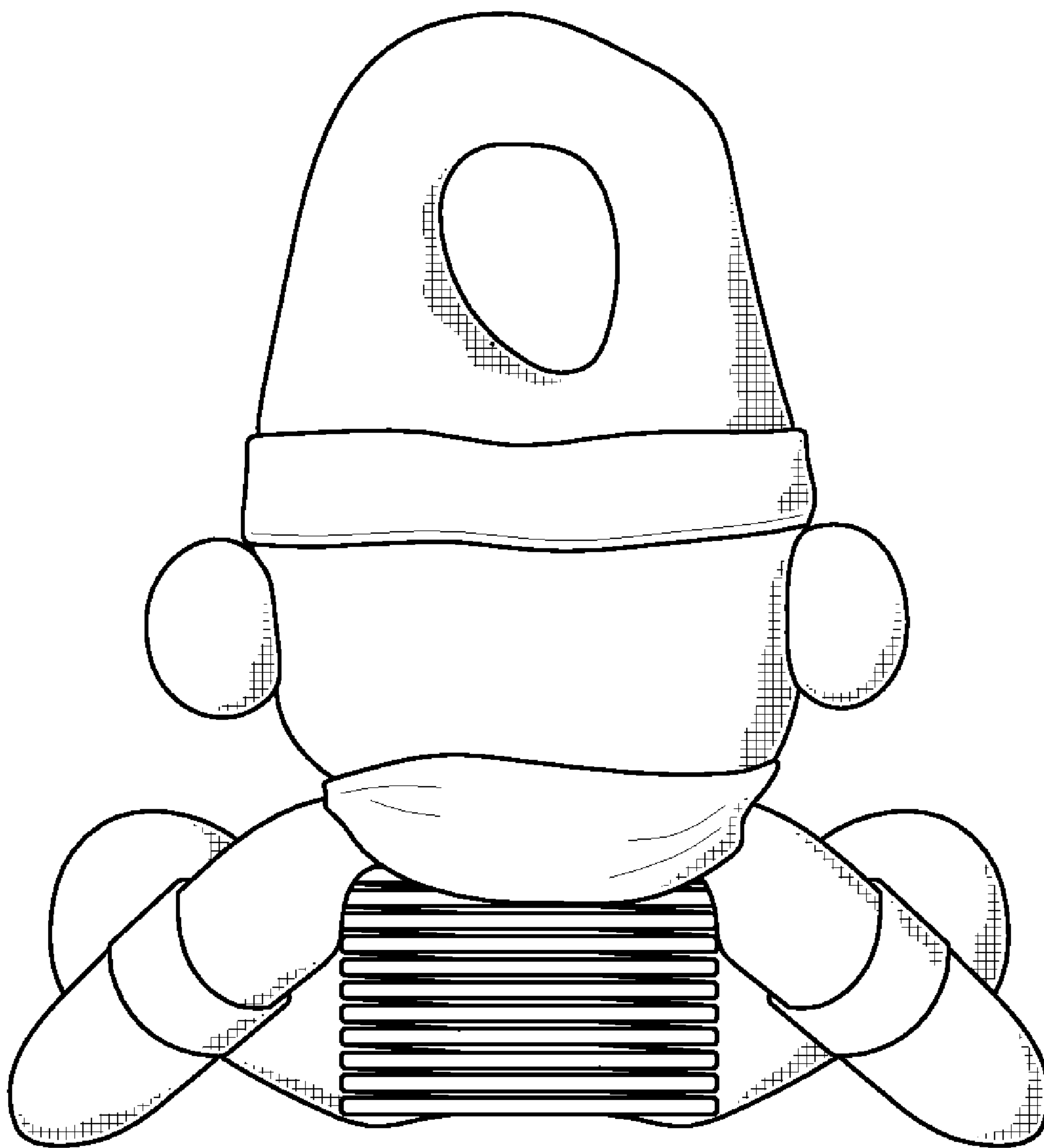


FIG. 5

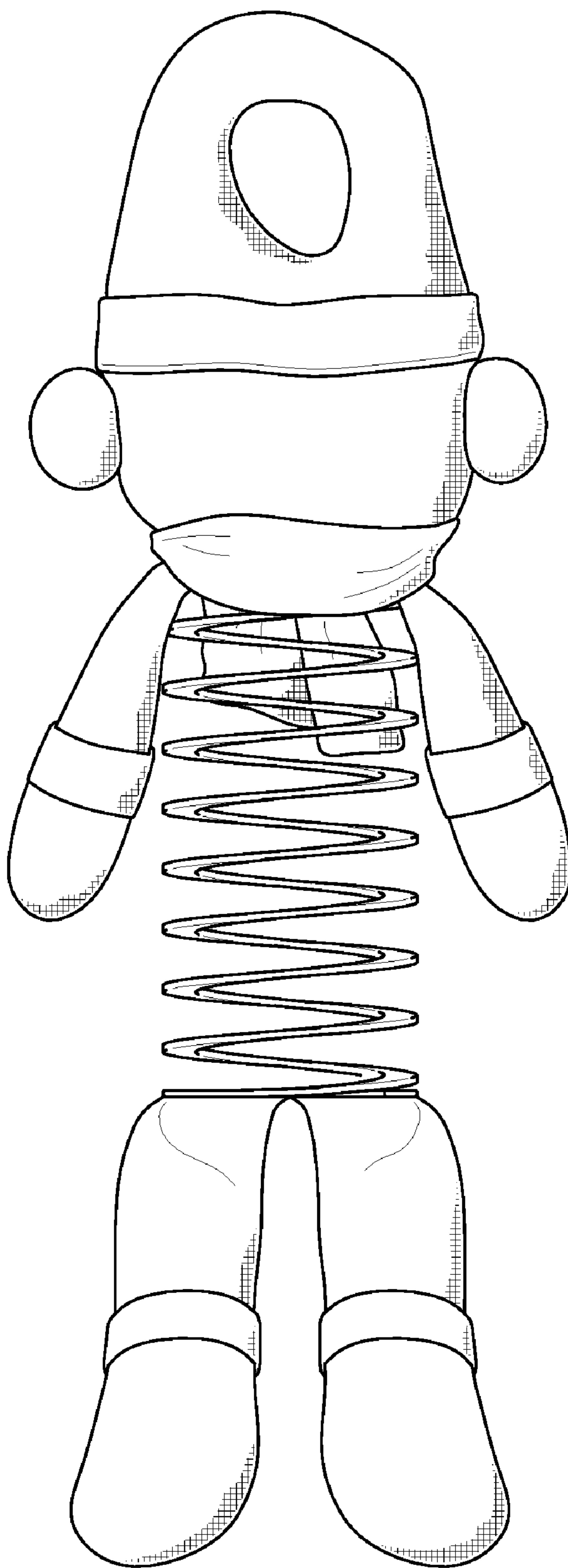


FIG. 6




FIG. 7

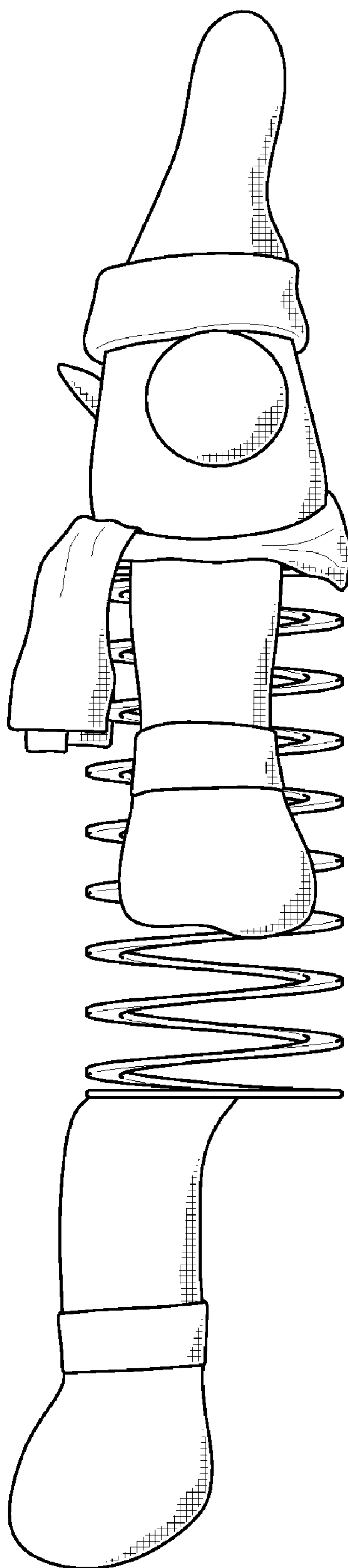


FIG. 8




FIG. 9

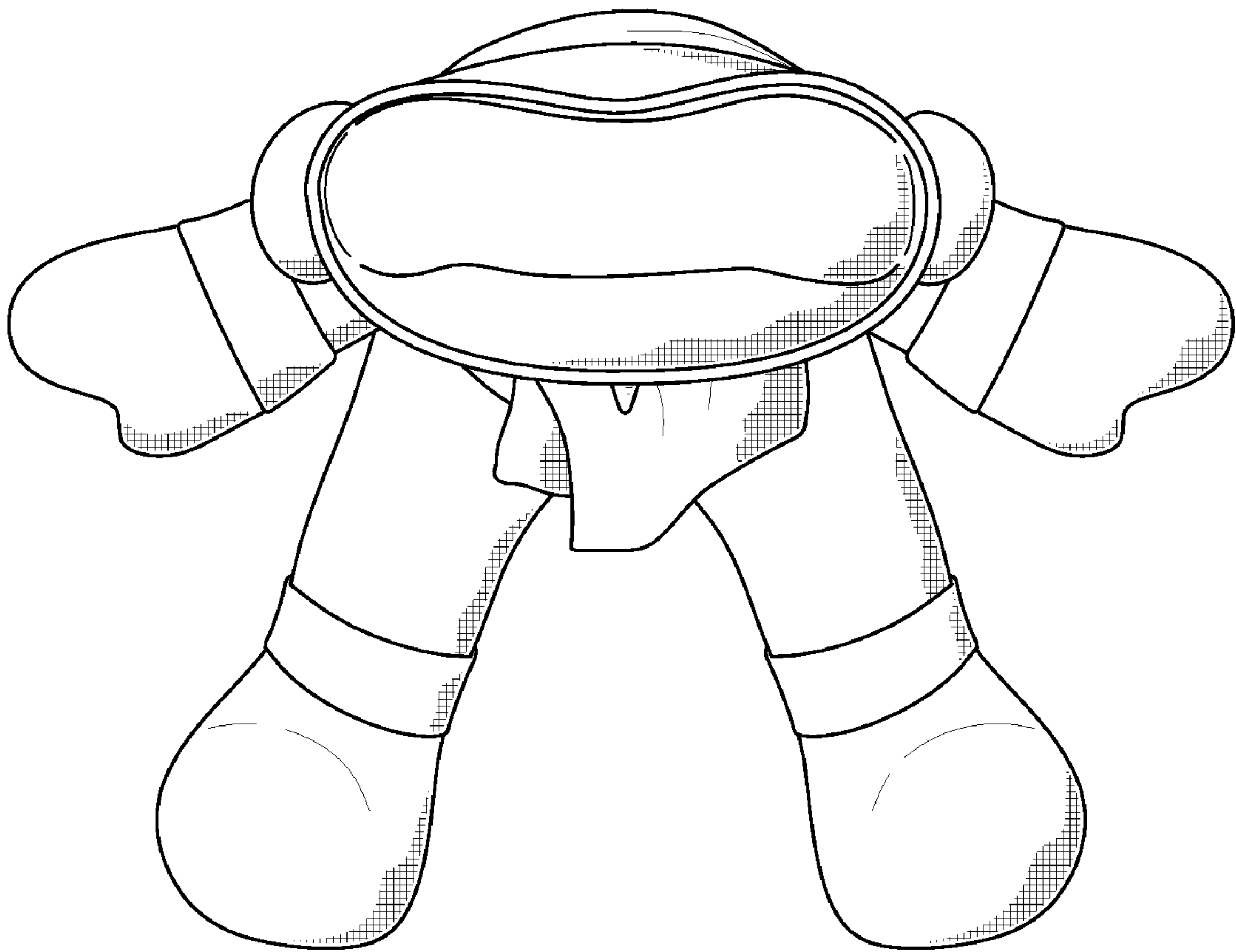


FIG. 10

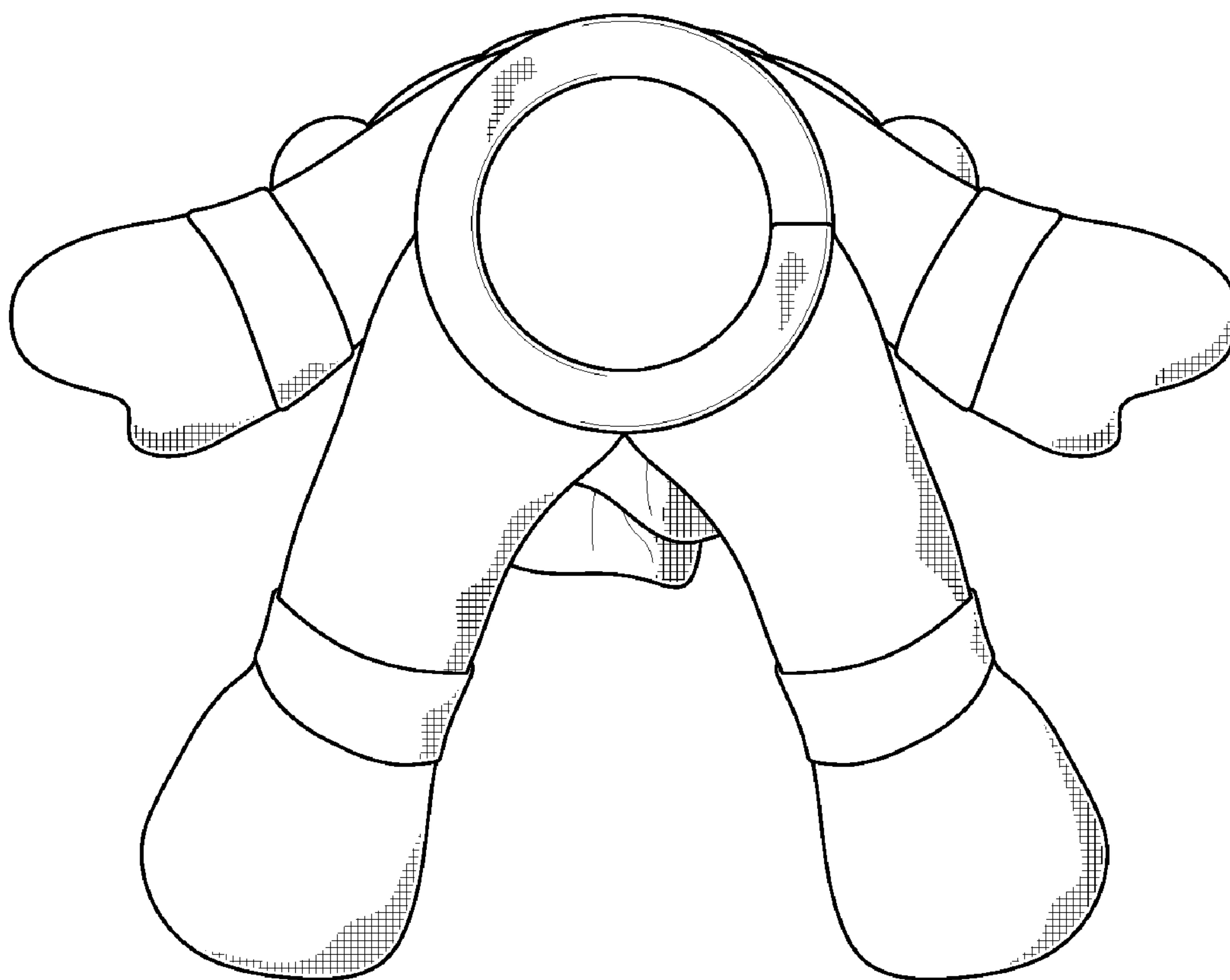


FIG. 11