



US00D602987S

(12) **United States Design Patent**
Wilson

(10) **Patent No.:** **US D602,987 S**

(45) **Date of Patent:** **** Oct. 27, 2009**

(54) **MEDICAL MODEL OF THE HUMAN BRAIN WITH IMPLANTED DEEP BRAIN STIMULATION LEADS**

6,074,214 A *	6/2000	Browne-Wilkinson	434/272
6,159,017 A *	12/2000	Coomansingh	434/267
D534,216 S *	12/2006	Makower et al.	D19/62
D537,881 S *	3/2007	Kotani et al.	D19/62
D549,780 S *	8/2007	Malik	D19/62
D566,183 S *	4/2008	Lesko	D19/62

(75) Inventor: **Kevin Wilson**, McKinney, TX (US)

(73) Assignee: **Advanced Neuromodulation Systems, Inc.**, Plano, TX (US)

* cited by examiner

(**) Term: **14 Years**

Primary Examiner—T. Chase Nelson

Assistant Examiner—Mark Cavanna

(21) Appl. No.: **29/330,162**

(74) *Attorney, Agent, or Firm*—Christopher S. L. Crawford; Peter Lando; Melissa Acosta

(22) Filed: **Dec. 30, 2008**

(57) **CLAIM**

(51) **LOC (9) Cl.** **19-07**

(52) **U.S. Cl.** **D19/62**

(58) **Field of Classification Search** D24/187, D24/168, 155; D19/59-64; D9/614, 624, D9/629; D11/53, 54, 56; 434/82, 262, 267, 434/270, 272; 446/97, 298; 600/378
See application file for complete search history.

The ornamental design for a medical model of the human brain with implanted deep brain stimulation leads, as shown and described.

DESCRIPTION

(56) **References Cited**

U.S. PATENT DOCUMENTS

3,009,265 A *	11/1961	Bezark	434/270
3,802,096 A *	4/1974	Matern	434/270
D256,373 S *	8/1980	Marks	D19/62
D258,668 S *	3/1981	Moss	D19/62
D269,448 S *	6/1983	Fisher et al.	D19/62
D286,059 S *	10/1986	Craft et al.	D19/62
D286,652 S *	11/1986	Fisher et al.	D19/62
5,090,910 A *	2/1992	Narlo	434/82
D334,024 S *	3/1993	Ganansia	D19/62
D413,629 S *	9/1999	Wolff	D19/59

FIG. 1 is a enlarged perspective view of a medical model of the human brain with implanted deep brain stimulation leads showing my new design;

FIG. 2 is a side view thereof;

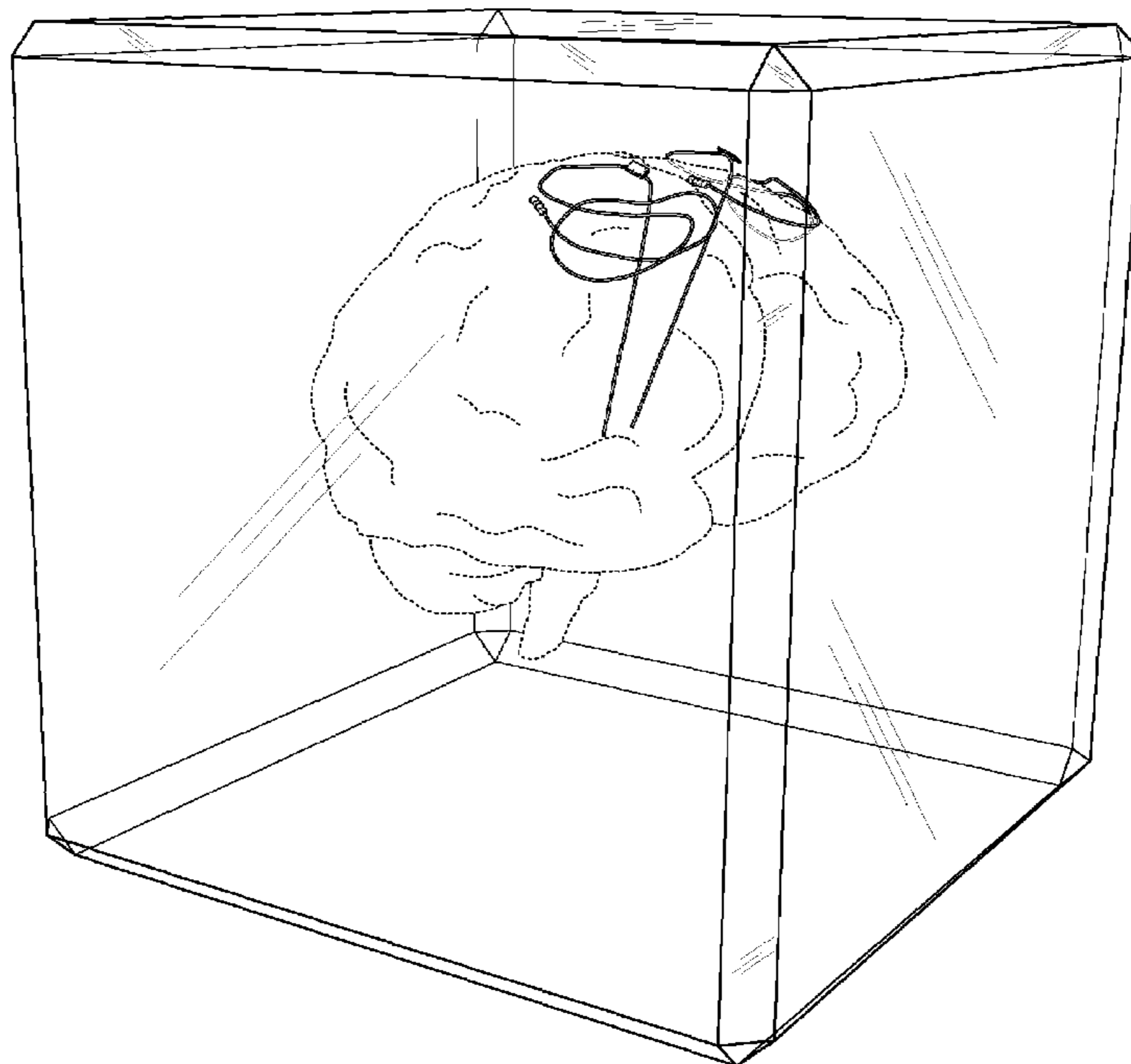
FIG. 3 is a top view thereof;

FIG. 4 is a back view thereof; and,

FIG. 5 is a front view thereof.

The broken lines showing of a human brain are included for the purpose of illustrating portions of the medical model of the human brain with implanted deep brain stimulation leads that form no part of the claimed design.

1 Claim, 3 Drawing Sheets



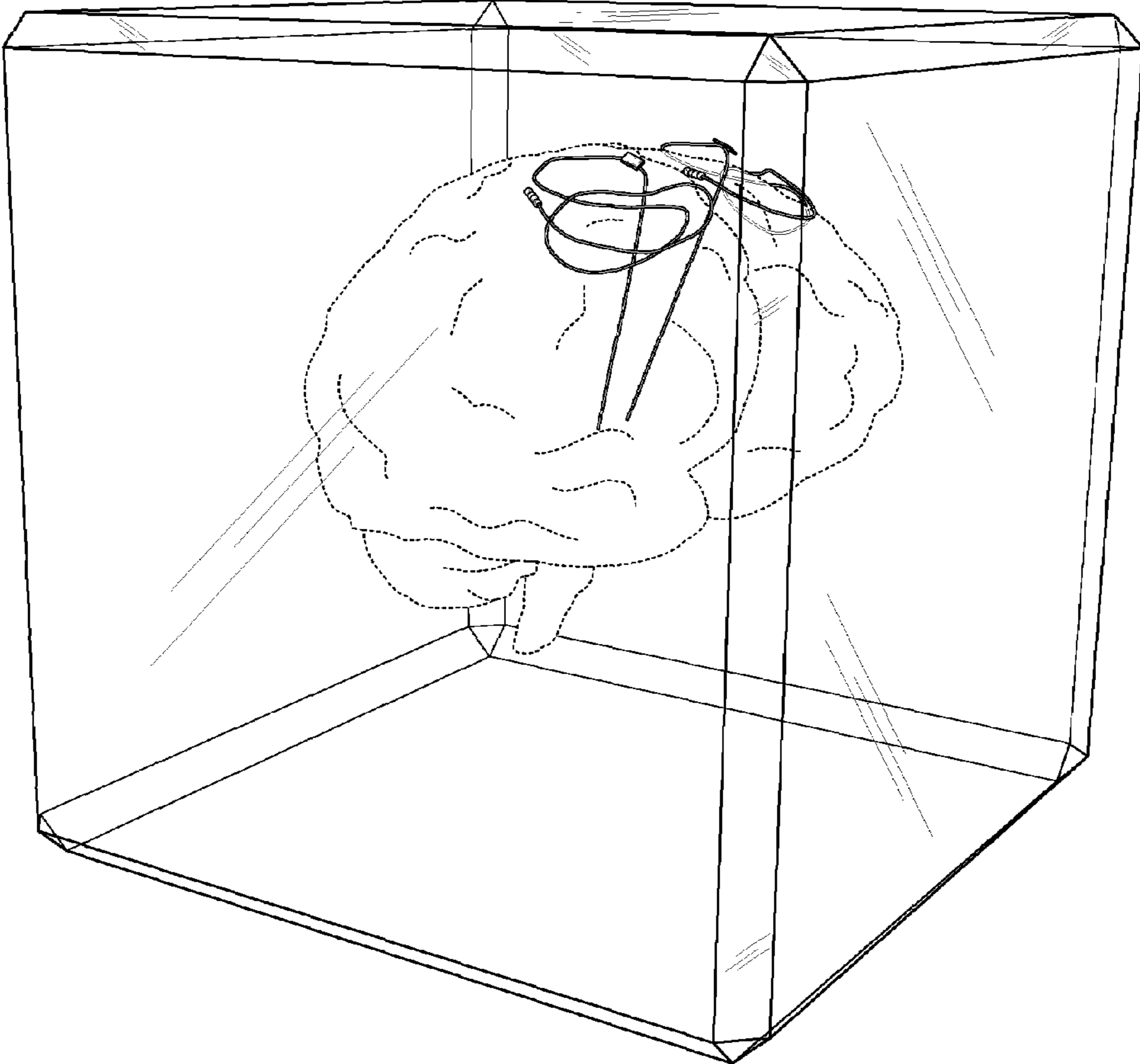


FIG. 1

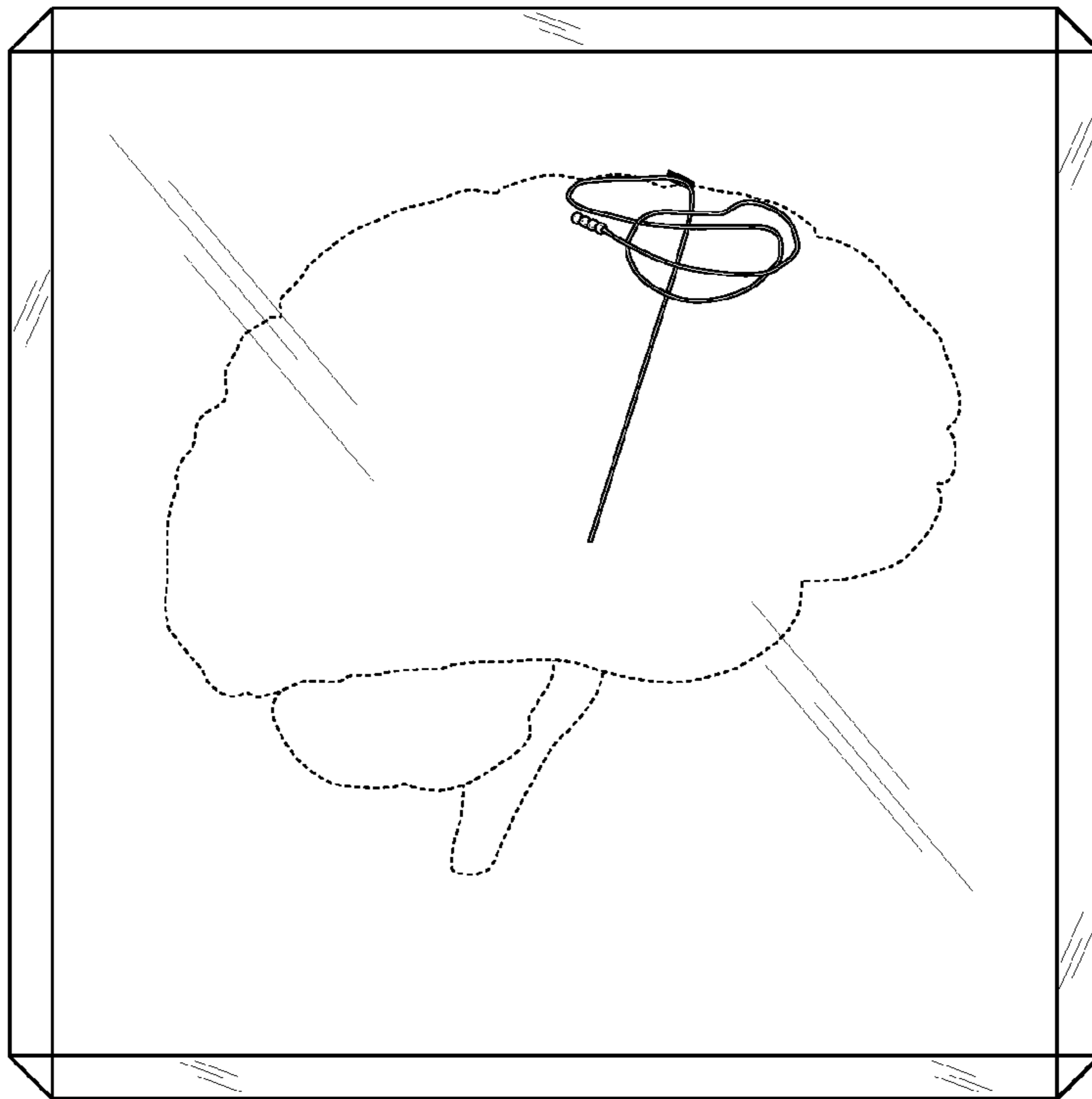


FIG. 2

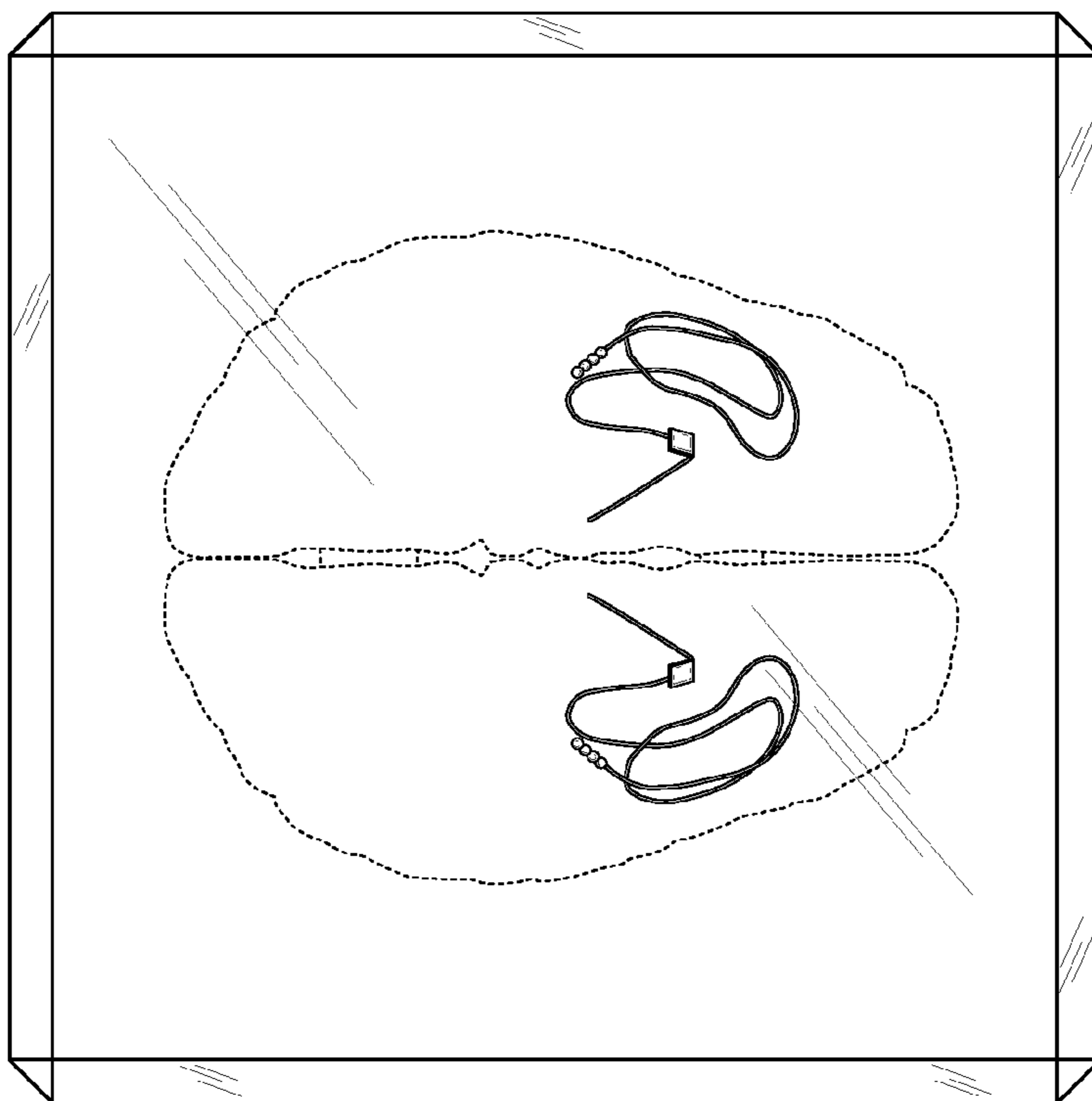


FIG. 3

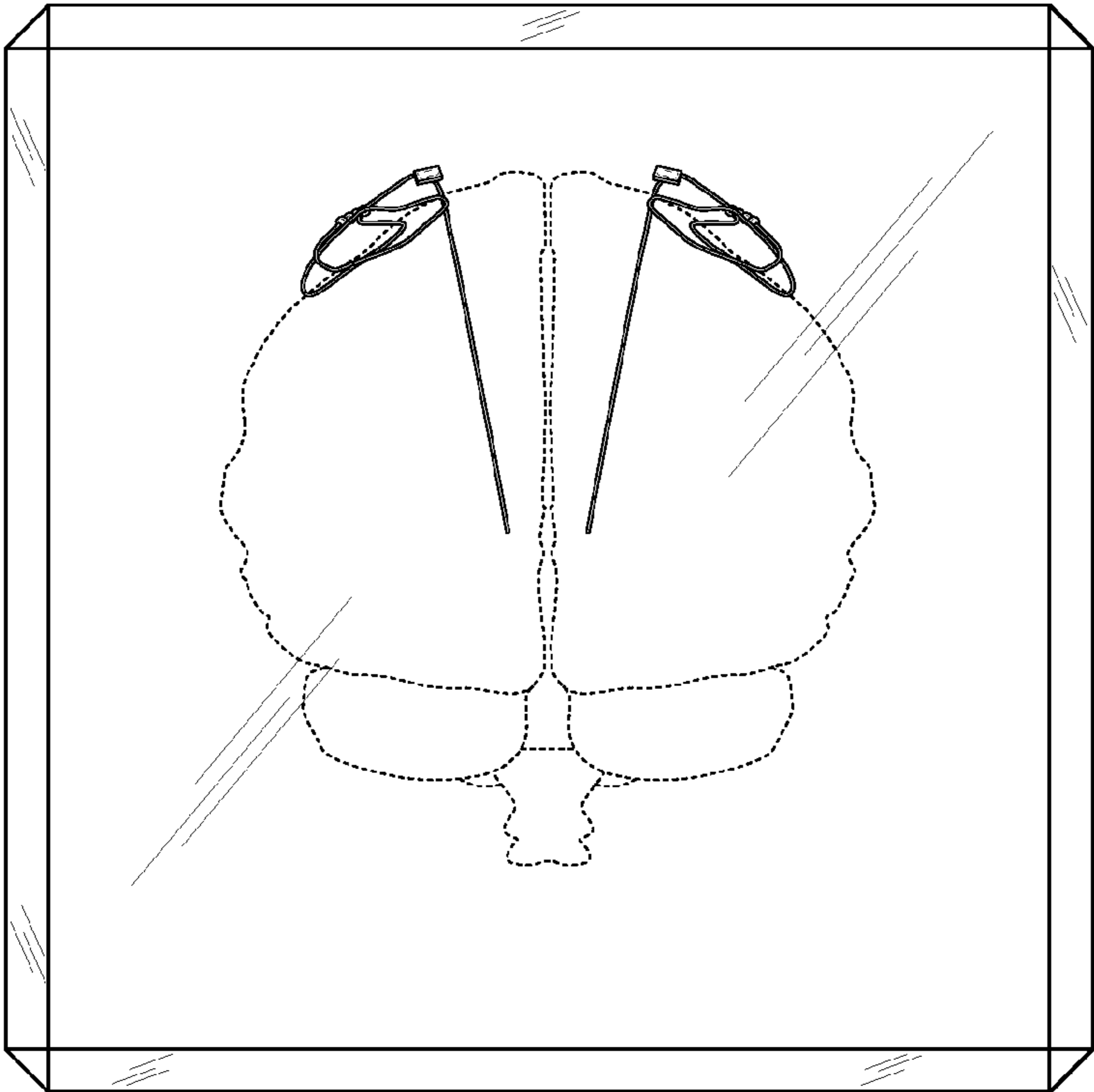


FIG. 4

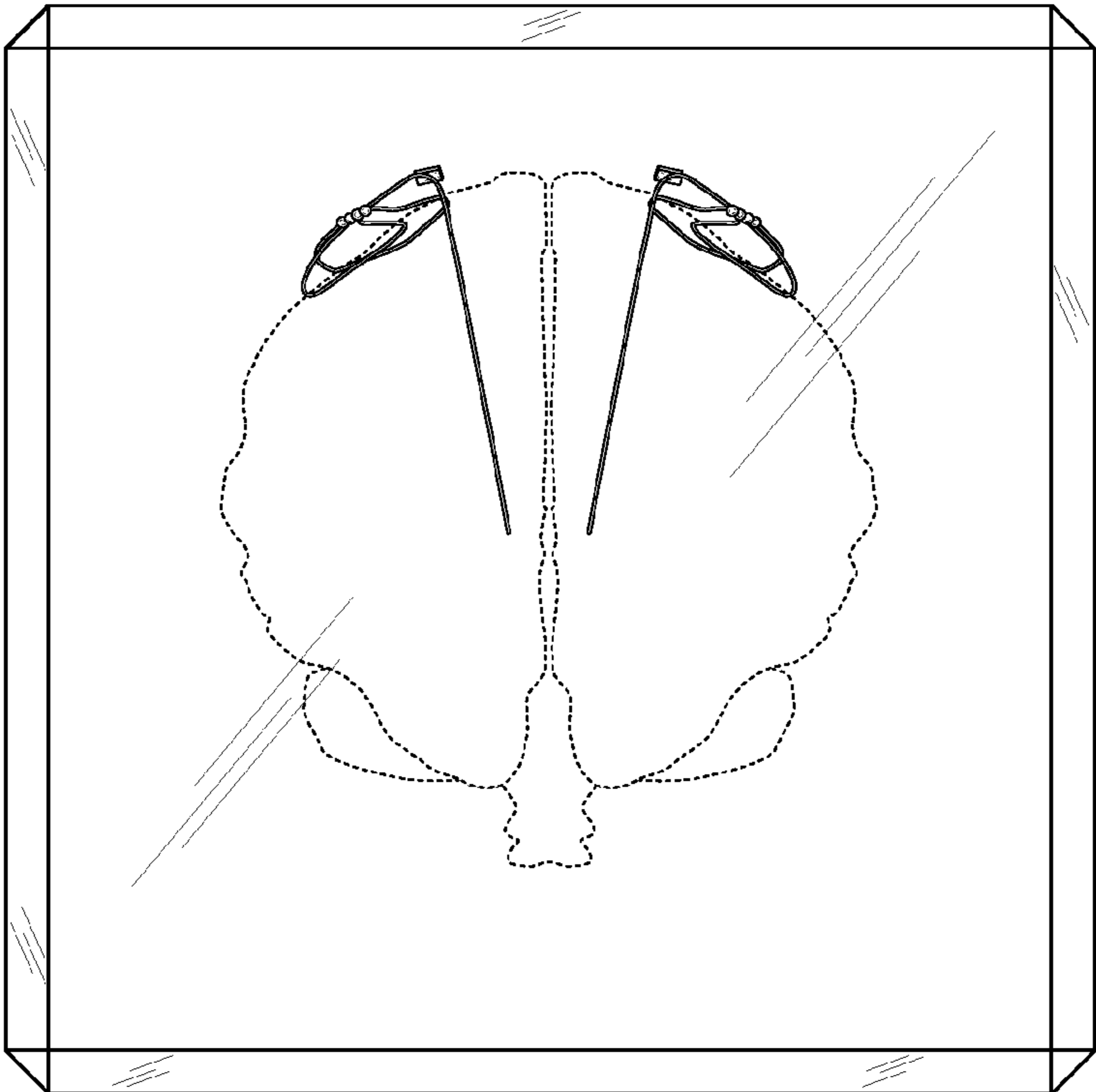


FIG. 5