



US00D602975S

(12) **United States Design Patent**
Fuchs

(10) **Patent No.:** **US D602,975 S**
(45) **Date of Patent:** **** Oct. 27, 2009**

(54) **EYEGLASSES**

(75) Inventor: **Gerhard Fuchs**, Kauns (AT)

(73) Assignee: **Silhouette International Schmied AG**,
Linz (AT)

(**) Term: **14 Years**

(21) Appl. No.: **29/278,599**

(22) Filed: **Apr. 3, 2007**

(30) **Foreign Application Priority Data**

Dec. 14, 2006 (EM) 000638655

(51) **LOC (9) Cl.** **16-06**

(52) **U.S. Cl.** **D16/315**

(58) **Field of Classification Search** D16/101,
D16/300-342; D29/109-110; D24/110.2;
351/41, 44, 51-52, 62, 158, 92, 103-123,
351/140, 153, 45-46; 2/426-432, 447-449,
2/441, 434-437, 13, 15; D21/483, 659-661
See application file for complete search history.

(56) **References Cited**

U.S. PATENT DOCUMENTS

D402,305 S *	12/1998	Tragatschnig	D16/326
D413,138 S *	8/1999	Flanagan	D16/320
6,099,117 A *	8/2000	Gregory	351/153
6,238,048 B1 *	5/2001	Fukuoka	351/114
D443,633 S *	6/2001	Lazarides	D16/327
D482,384 S *	11/2003	Frederik Anton Thiele et al.	D16/328
D540,369 S *	4/2007	Mouclier	D16/315
D543,230 S *	5/2007	Nakanishi	D16/315
D544,518 S *	6/2007	Damen	D16/315
D554,176 S *	10/2007	Elmore	D16/316
D561,810 S *	2/2008	Fox et al.	D16/325
D581,445 S *	11/2008	Nakanishi	D16/315

OTHER PUBLICATIONS

U.S. Appl. No. 29/250,111, filed Nov. 2, 2006, entitled *Eyewear*, In re: Fuchs.

U.S. Appl. No. 29/250,110, filed Nov. 2, 2006, entitled *Eyewear*, In re: Fuchs.

U.S. Appl. No. 29/250,112, filed Nov. 2, 2006, entitled *Eyewear*, In re: Fuchs.

U.S. Appl. No. 29/250,113, filed Nov. 2, 2006, entitled *Eyewear*, In re: Fuchs.

* cited by examiner

Primary Examiner—Raphael Barkai
(74) *Attorney, Agent, or Firm*—Alston & Bird LLP

(57) **CLAIM**

The ornamental design for eyeglasses, as shown and described.

DESCRIPTION

FIG. 1 is a perspective view of eyeglasses showing an embodiment of my new design;

FIG. 2 is a front elevation view thereof;

FIG. 3 is a rear elevation view thereof;

FIG. 4 is a left side elevation view thereof;

FIG. 5 is a right side elevation view thereof;

FIG. 6 is a top plan view thereof;

FIG. 7 is a bottom plan view thereof;

FIG. 8 is a perspective view of eyeglasses showing another embodiment of my new design;

FIG. 9 is a front elevation view thereof;

FIG. 10 is a rear elevation view thereof;

FIG. 11 is a left side elevation view thereof;

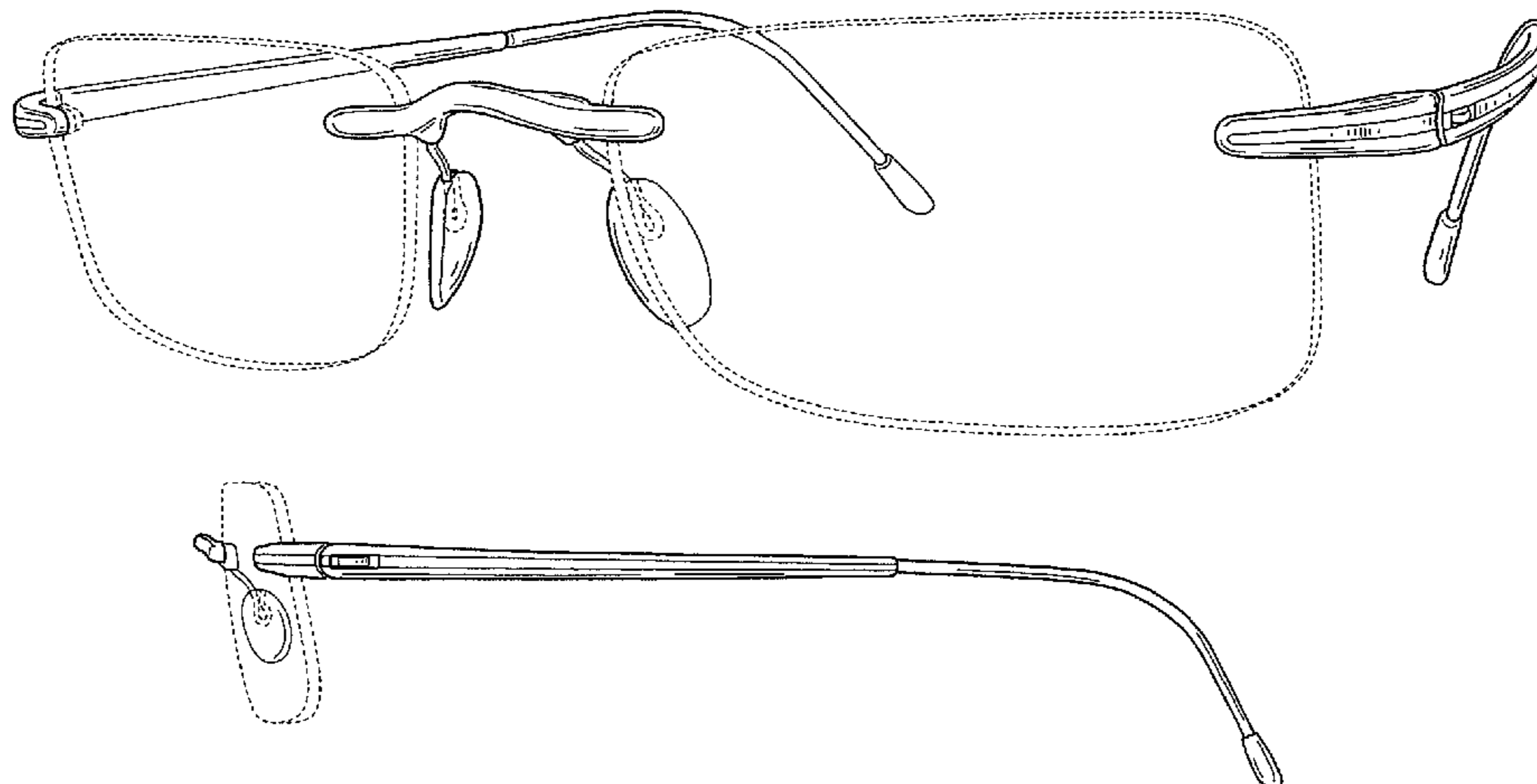
FIG. 12 is a right side elevation view thereof;

FIG. 13 is a top plan view thereof; and,

FIG. 14 is a bottom plan view thereof.

The broken lines shown herein are illustrative of environmental structure and form no part of the claimed design.

1 Claim, 10 Drawing Sheets



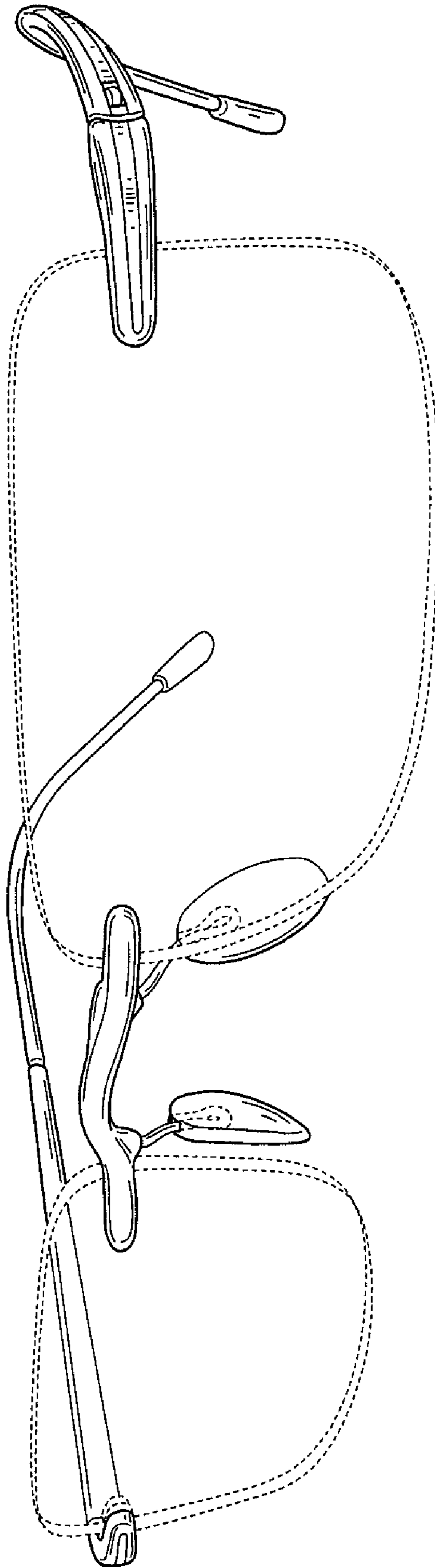


FIG. 1

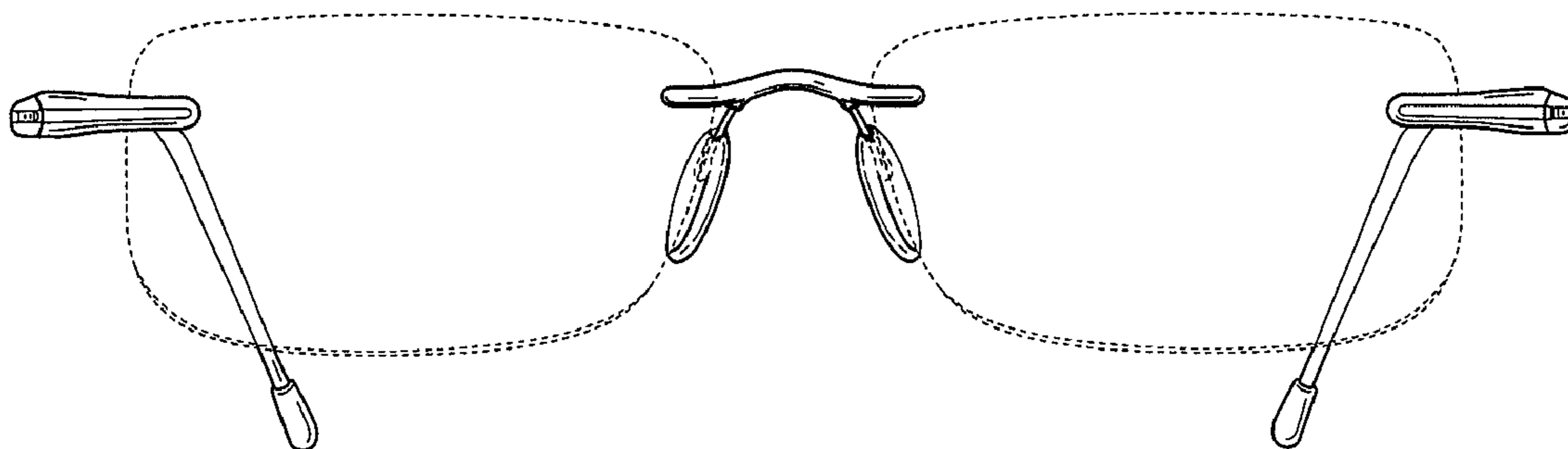


FIG. 2

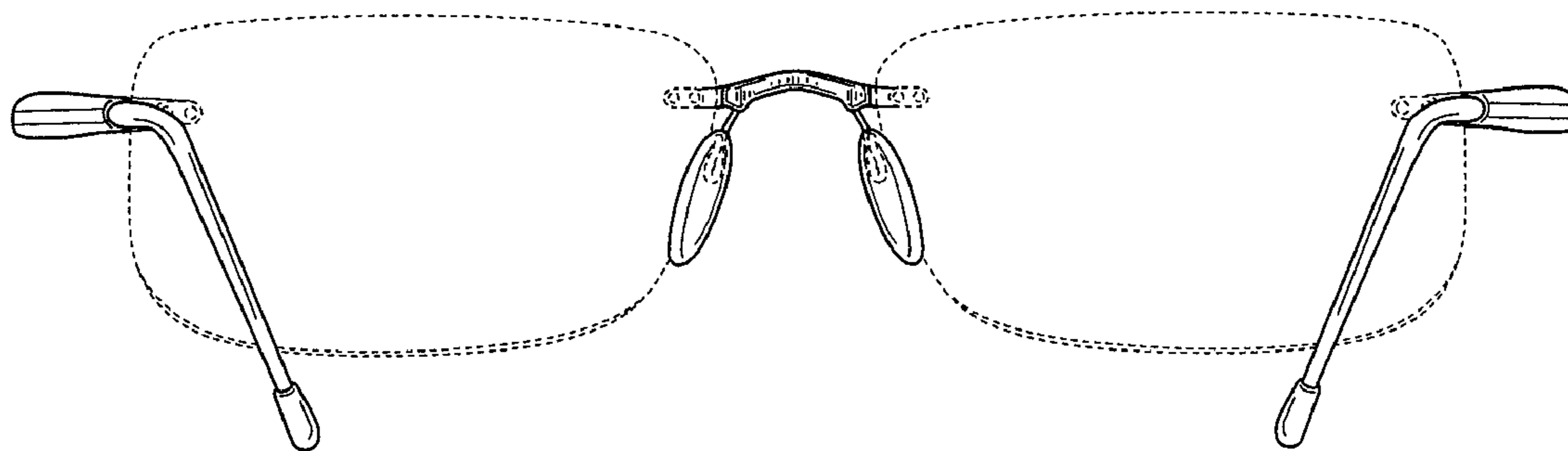


FIG. 3




FIG. 4

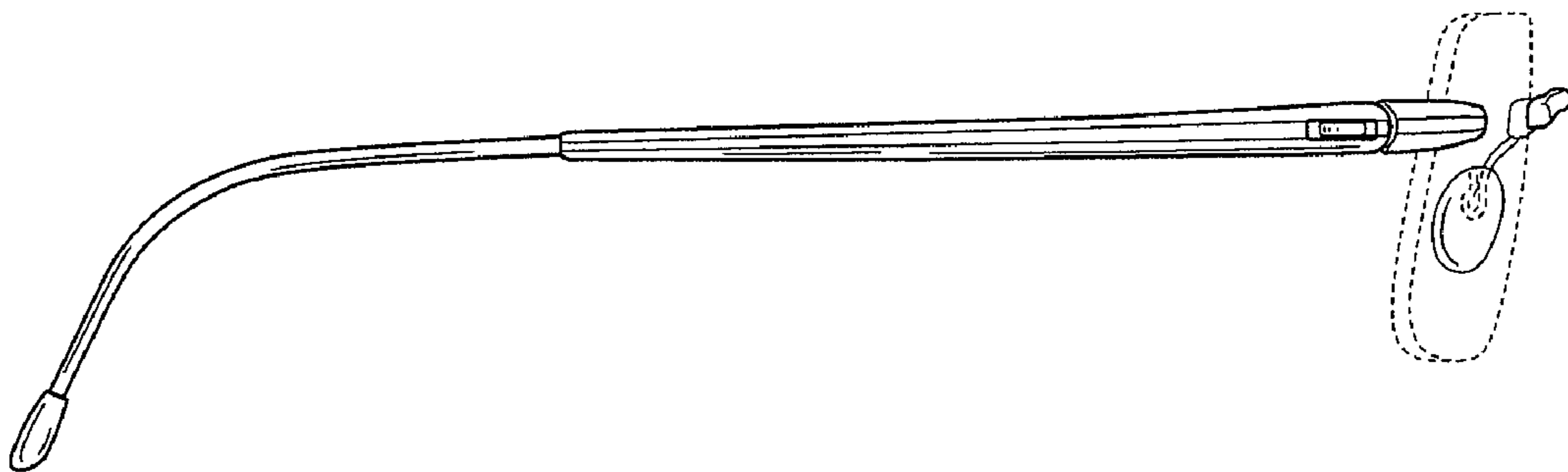


FIG. 5




FIG. 6




FIG. 7

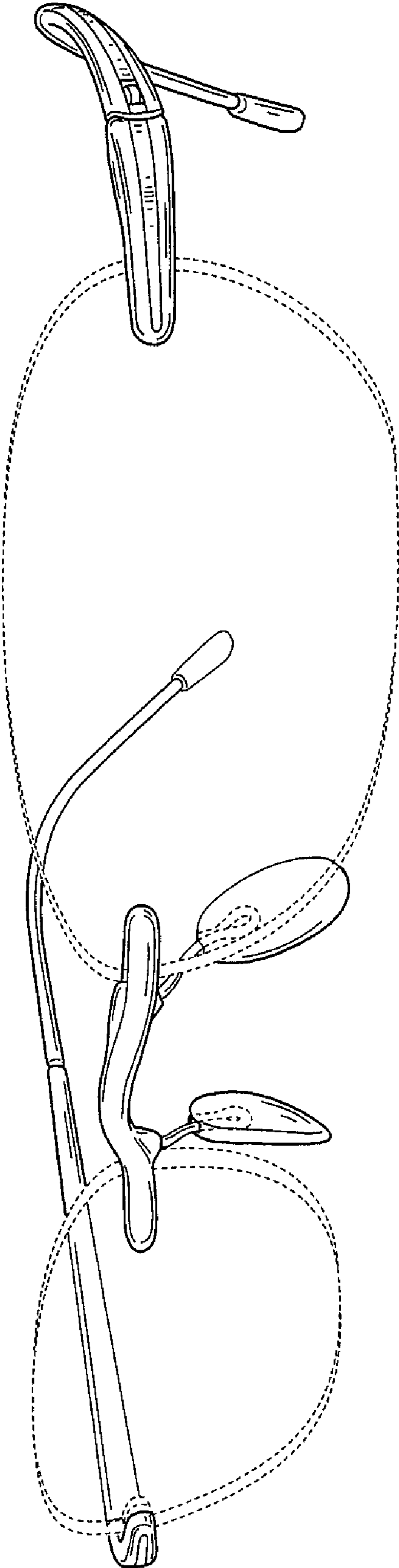


FIG. 8

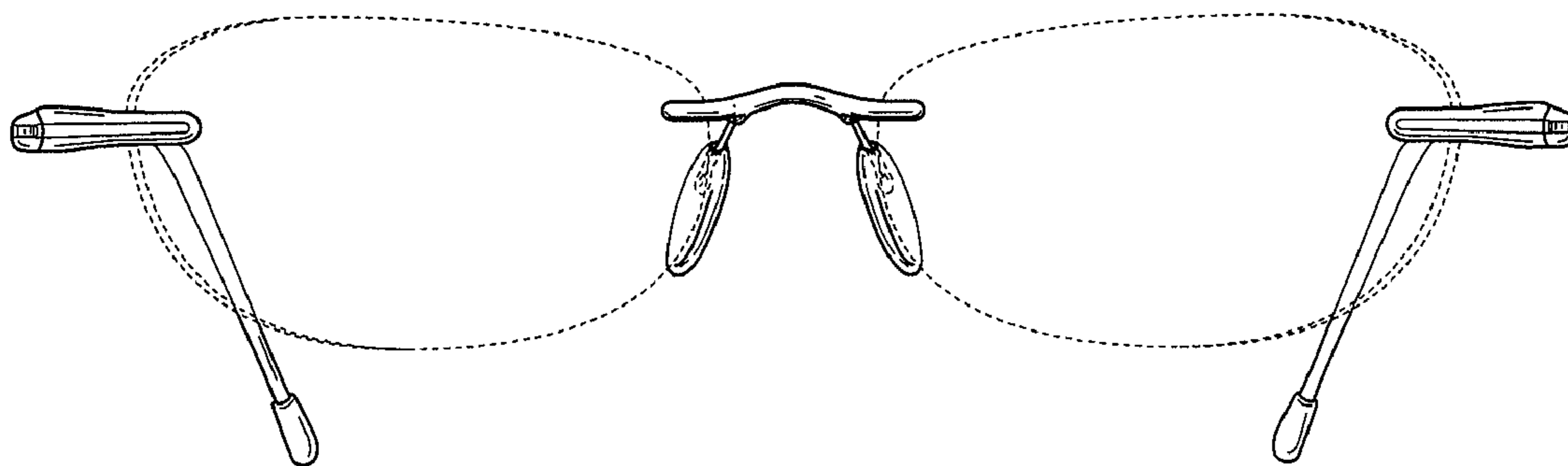


FIG. 9

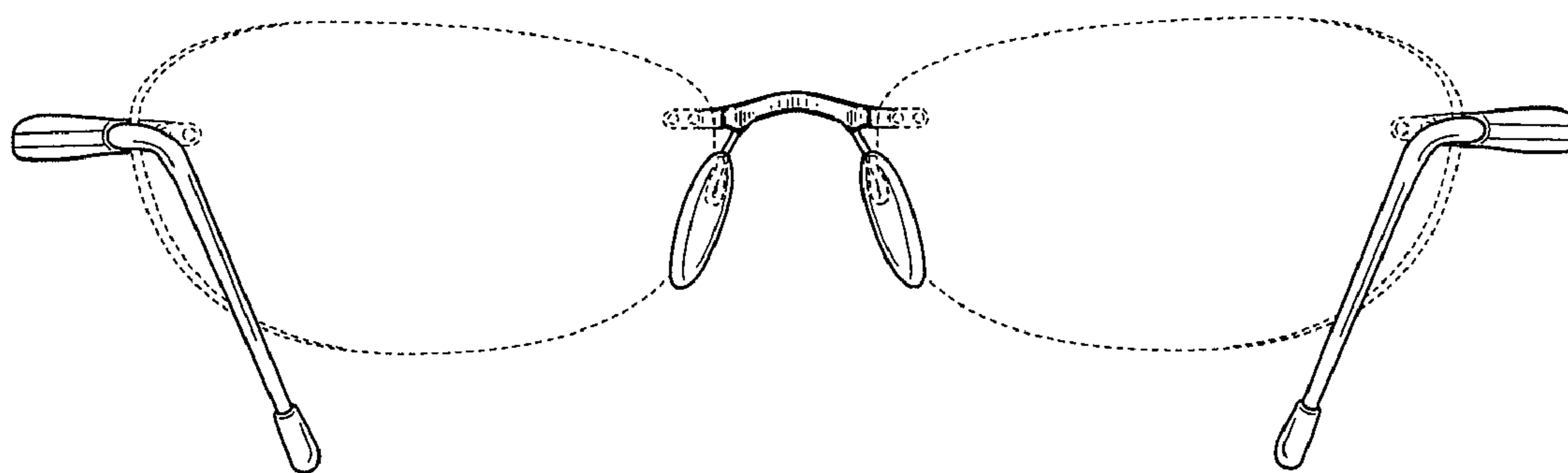


FIG. 10




FIG. 11

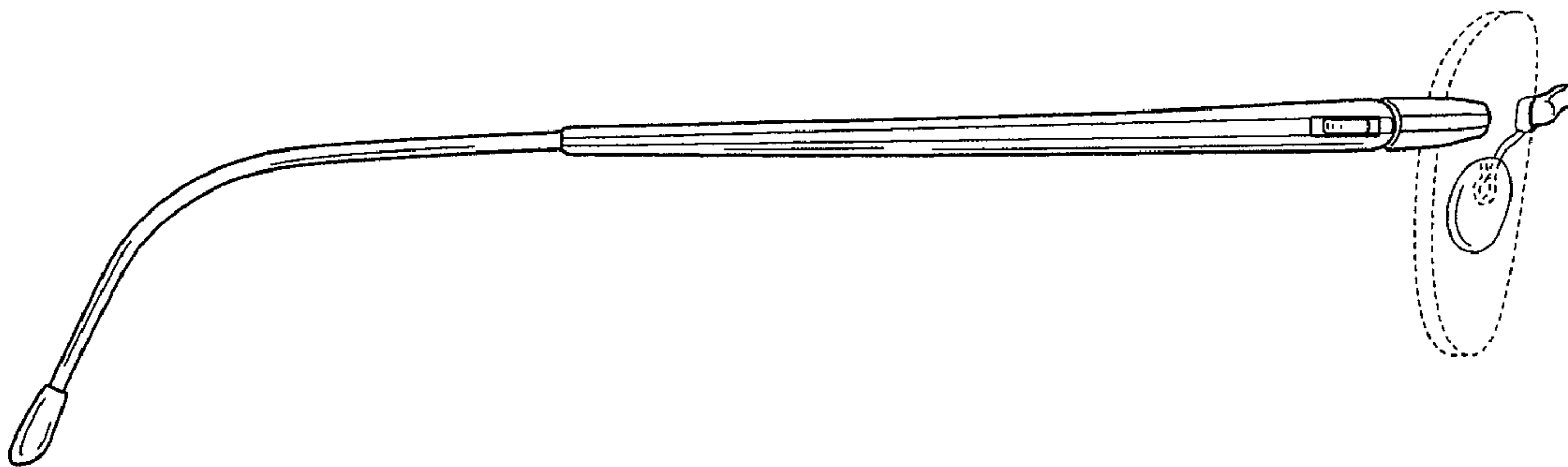


FIG. 12




FIG. 13




FIG. 14