



US00D602962S

(12) **United States Design Patent**  
**Miyamoto et al.**

(10) **Patent No.:** **US D602,962 S**

(45) **Date of Patent:** **\*\* Oct. 27, 2009**

(54) **RUBBER CRAWLER**

(75) Inventors: **Ryo Miyamoto**, Tokyo (JP); **Nobuo Shimozono**, Tokyo (JP)

(73) Assignee: **Bridgestone Corporation**, Tokyo (JP)

(\*\*) Term: **14 Years**

(21) Appl. No.: **29/329,043**

(22) Filed: **Dec. 8, 2008**

(30) **Foreign Application Priority Data**

Sep. 30, 2008 (JP) ..... 2008-025150

(51) **LOC (9) Cl.** ..... **15-03**

(52) **U.S. Cl.** ..... **D15/28**

(58) **Field of Classification Search** ..... D15/22-26,  
D15/28; D21/491, 495, 537, 431, 484; 152/108,  
152/62, 88; 305/35, 44, 160, 185, 53, 201,  
305/46, 50, 196, 198, 200, 39, 162, 187,  
305/191, 189

See application file for complete search history.

(56) **References Cited**

**U.S. PATENT DOCUMENTS**

6,176,557	B1 *	1/2001	Ono	.....	305/177
D454,890	S *	3/2002	Tsuru	.....	D15/28
D455,444	S *	4/2002	Tsuru	.....	D15/28
6,402,268	B1 *	6/2002	Lussier	.....	305/165
D514,133	S *	1/2006	Fujita	.....	D15/28
D543,218	S *	5/2007	Yoshida	.....	D15/28

D557,713	S *	12/2007	Sugihara	.....	D15/28
D562,852	S *	2/2008	Tateishi	.....	D15/28
D565,605	S *	4/2008	Tateishi	.....	D15/28
D565,606	S *	4/2008	Sugihara	.....	D15/28
D567,823	S *	4/2008	Hagio	.....	D15/28
D569,393	S *	5/2008	Tateishi	.....	D15/28

\* cited by examiner

*Primary Examiner*—Stella M Reid

*Assistant Examiner*—Mark A Goodwin

(74) *Attorney, Agent, or Firm*—Sughrue Mion, PLLC

(57) **CLAIM**

The ornamental design for a rubber crawler, as shown and described.

**DESCRIPTION**

FIG. 1 is a front perspective view of a rubber crawler showing our new design.

FIG. 2 is a front elevation view thereof.

FIG. 3 is a rear elevation view thereof.

FIG. 4 is a top plan view thereof.

FIG. 5 is a bottom plan view thereof.

FIG. 6 is a left side elevation view thereof; and,

FIG. 7 is a right side elevation view thereof.

The broken lines shown in the drawings are for the purpose of showing environmental structure only and form no part of the claimed design.

**1 Claim, 7 Drawing Sheets**

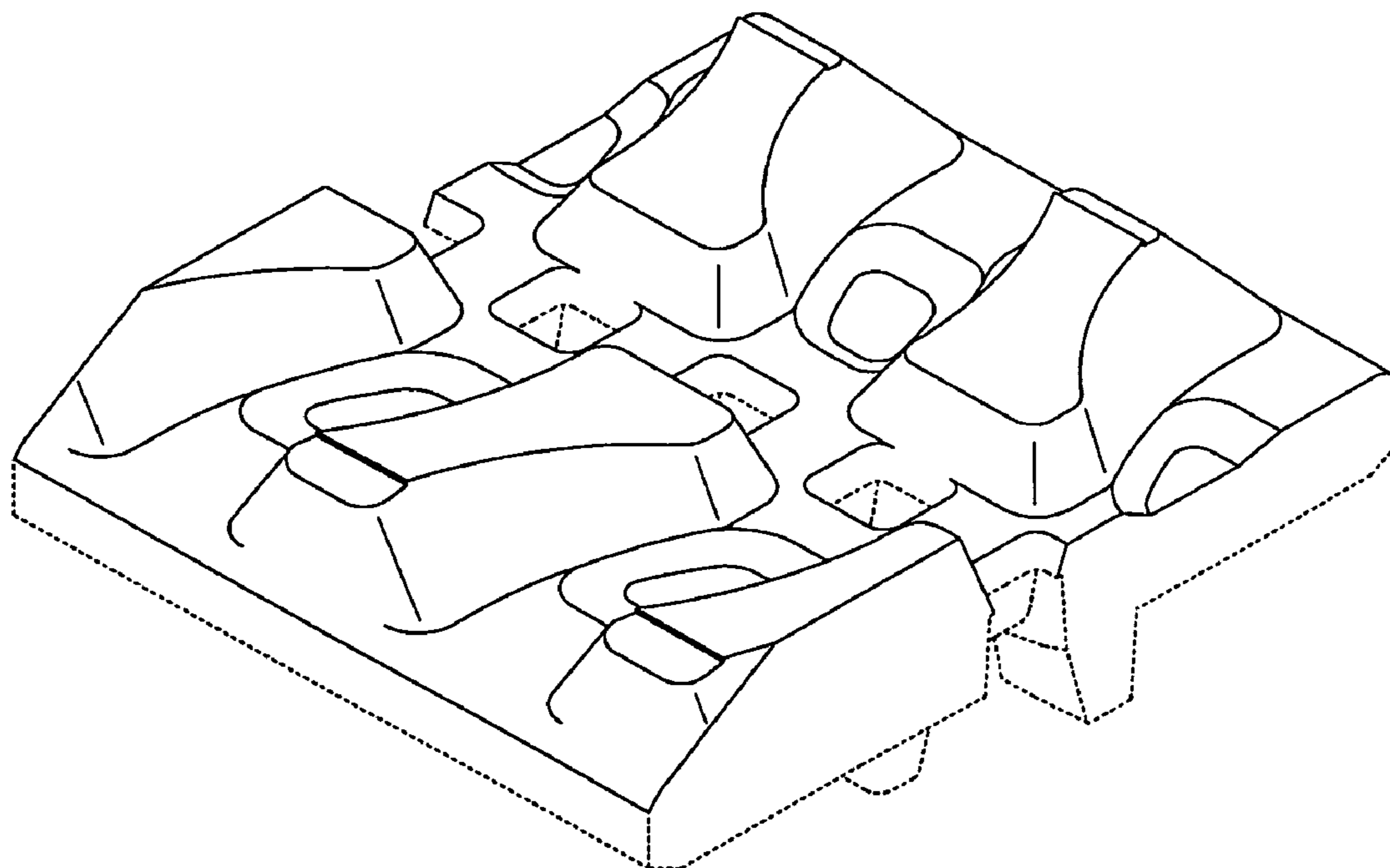


FIG. 1

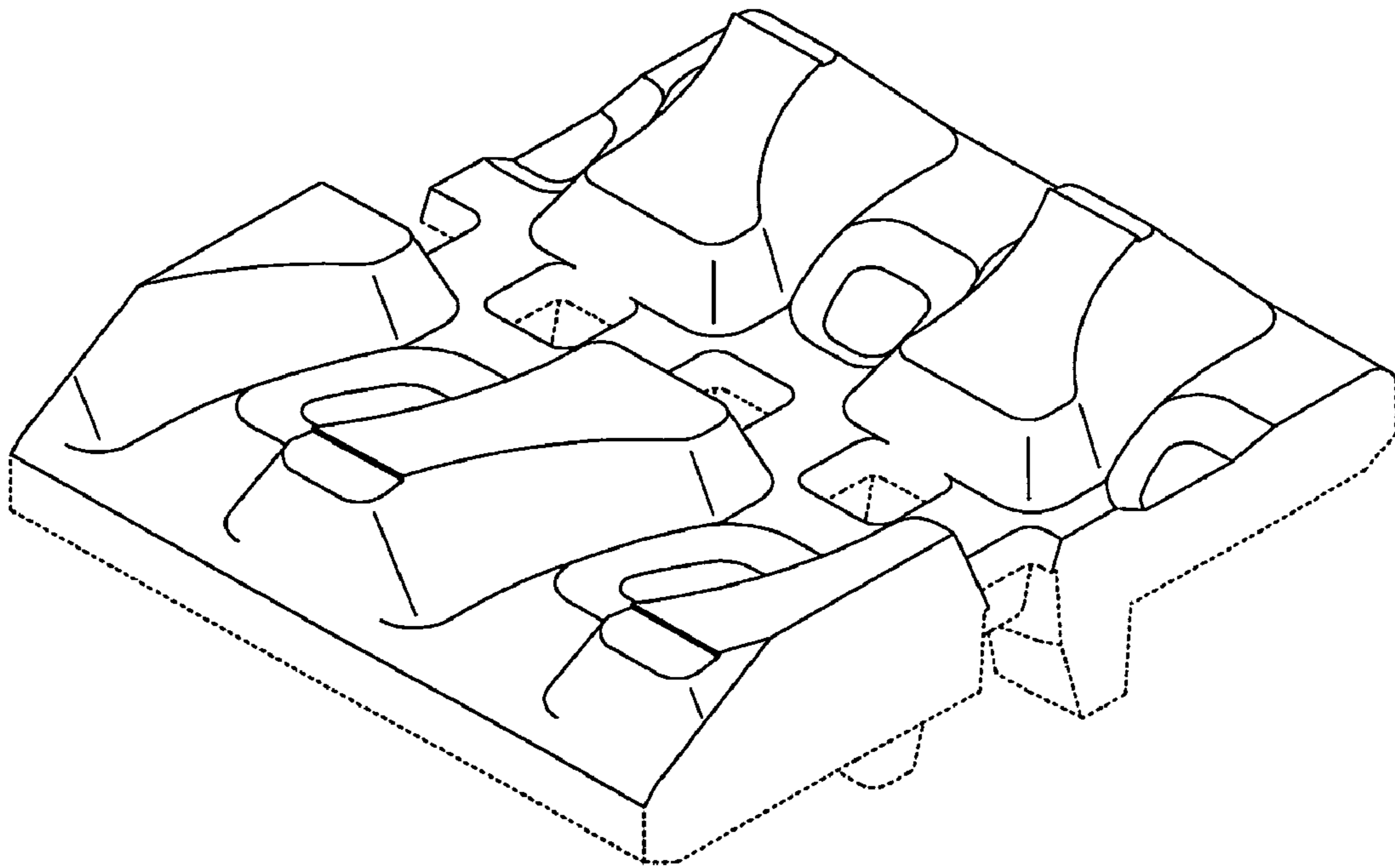


FIG. 2




FIG. 3

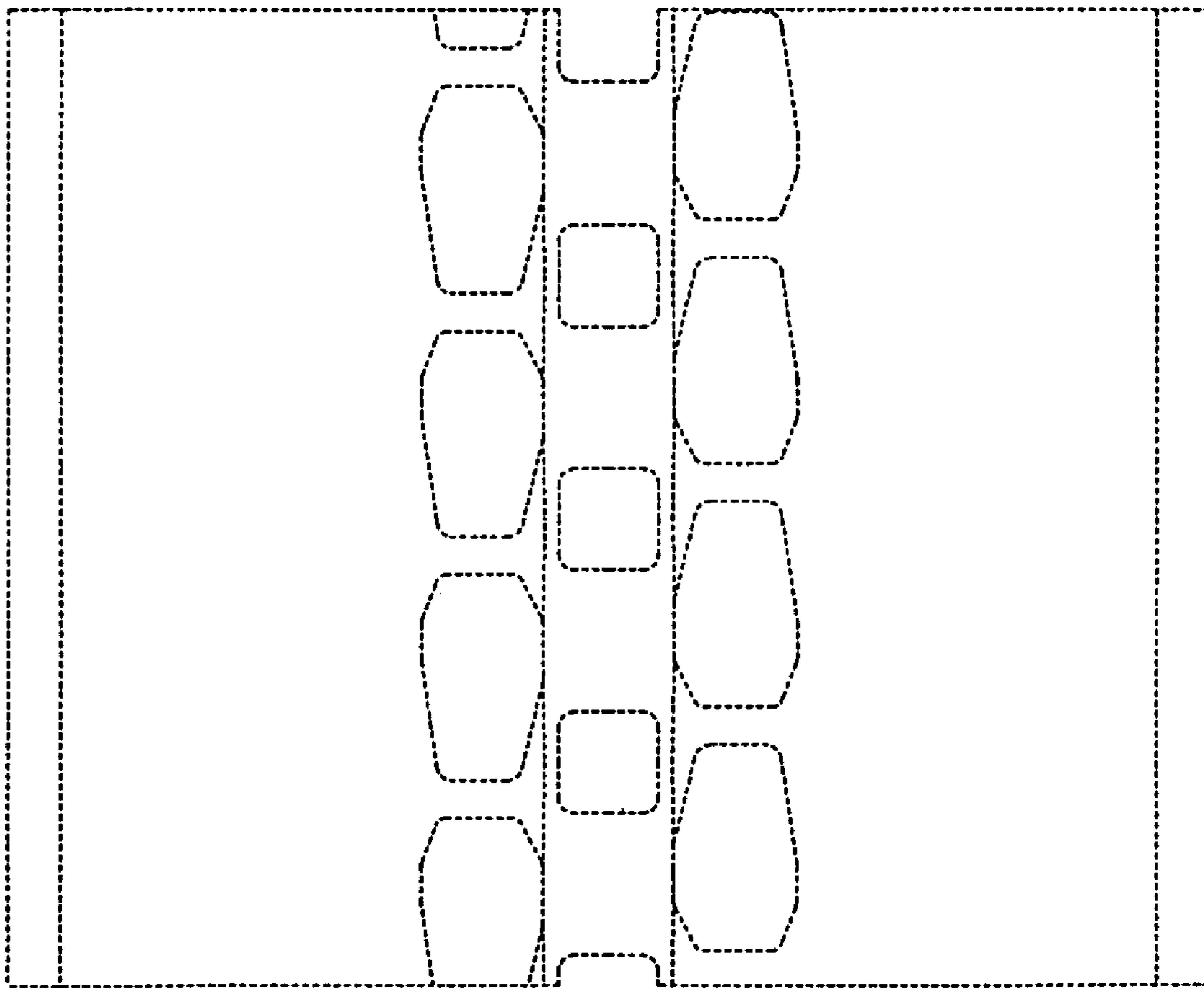


FIG. 4

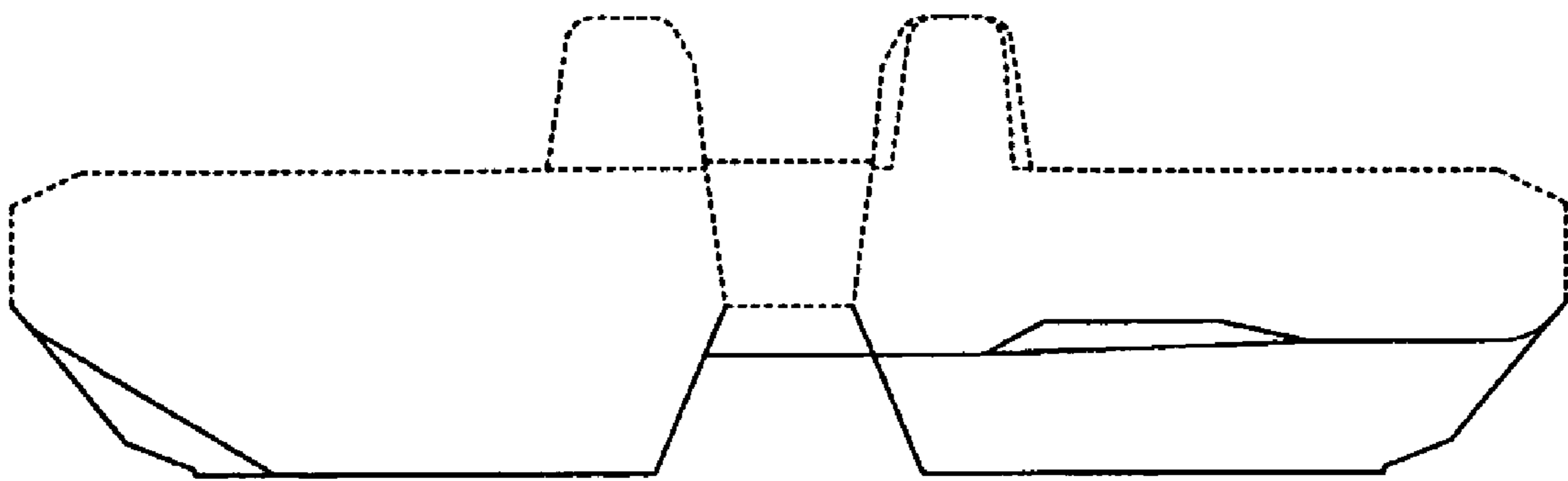


FIG. 5

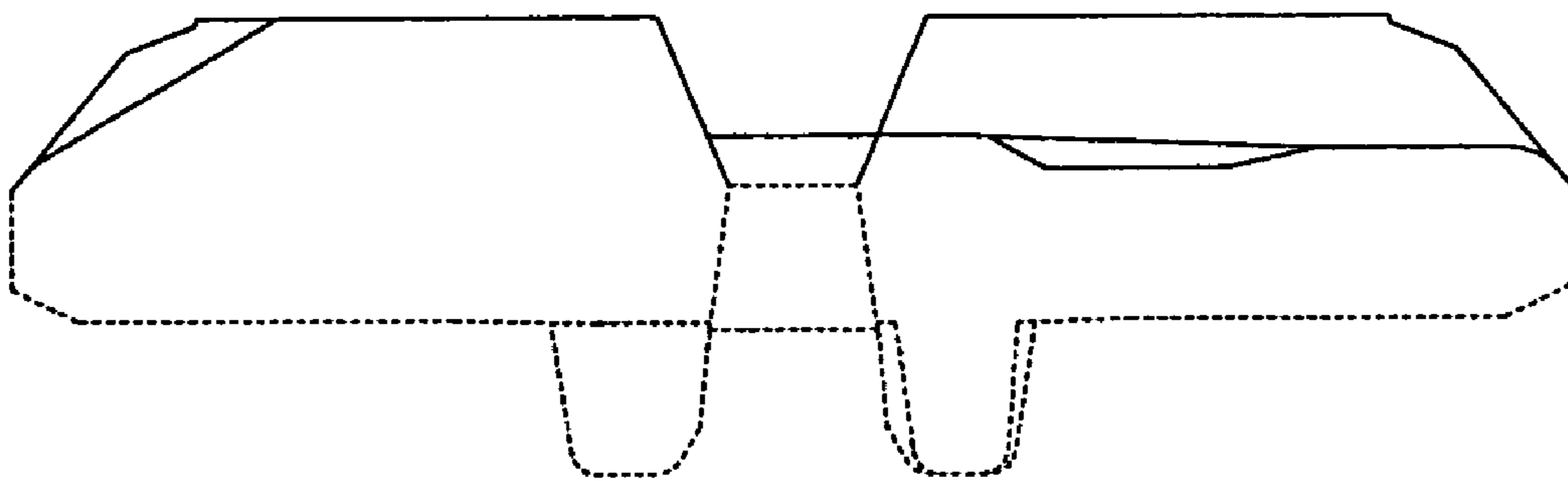


FIG. 6

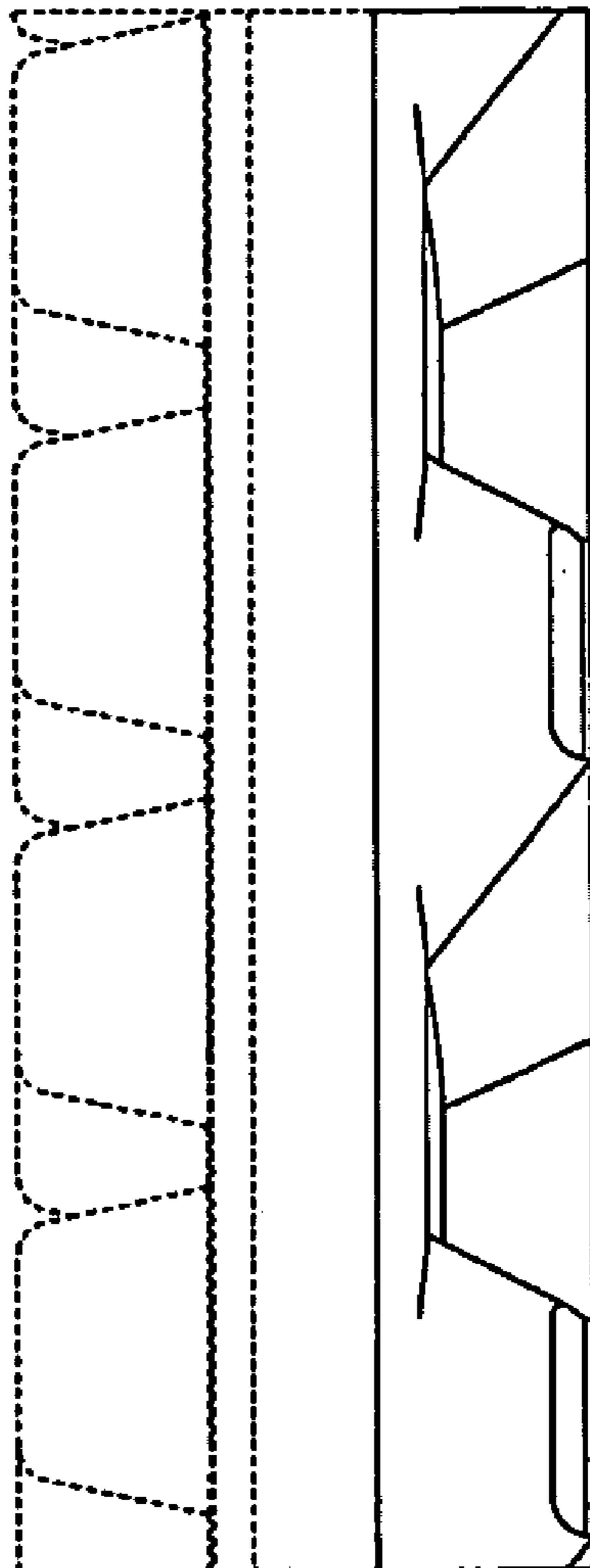


FIG. 7

