



US00D602938S

(12) **United States Design Patent**  
**Ward et al.**

(10) **Patent No.:** **US D602,938 S**  
(45) **Date of Patent:** **\*\* Oct. 27, 2009**

(54) **OPEN-CONFIGURED COMPUTER DOCKING ASSEMBLY WITH TWO PIVOT ARMS**

(75) Inventors: **Hoss Ward**, San Francisco, CA (US);  
**Nick Merz**, San Francisco, CA (US);  
**Jonathan Betts-LaCroix**, San Mateo, CA (US)

(73) Assignee: **OQO, Inc.**, San Francisco, CA (US)

(\*\*) Term: **14 Years**

(21) Appl. No.: **29/280,732**

(22) Filed: **Jun. 5, 2007**

(51) **LOC (9) Cl.** ..... **14-02**

(52) **U.S. Cl.** ..... **D14/434**

(58) **Field of Classification Search** ..... D14/432-434,  
D14/439, 356, 315, 318, 322, 323, 326, 327;  
D13/108, 184, 147, 107, 109, 110, 118-119,  
D13/123; 361/686, 681, 801, 724-727, 680,  
361/683, 679, 391-395; 710/303, 304, 2,  
710/310, 313; 70/58, 57, 57.1, 32-34; 439/638,  
439/341, 372, 142, 248, 347; 248/552, 553,  
248/175, 918, 924; 364/708.1; D18/59  
See application file for complete search history.

(56) **References Cited**

**U.S. PATENT DOCUMENTS**

D368,704	S *	4/1996	Tanaka	.....	D14/434
5,604,663	A *	2/1997	Shin et al.	.....	361/679.43
5,619,397	A *	4/1997	Honda et al.	.....	361/679.43
5,751,547	A *	5/1998	Honda et al.	.....	361/679.43
5,899,421	A *	5/1999	Silverman	.....	248/175
6,006,243	A *	12/1999	Karidis	.....	708/100
6,031,714	A *	2/2000	Ma	.....	361/679.22
6,173,933	B1 *	1/2001	Whiteside et al.	.....	248/276.1
6,185,096	B1 *	2/2001	Helot et al.	.....	361/679.44
6,341,061	B1 *	1/2002	Eisbach et al.	.....	361/679.46
D456,802	S *	5/2002	Malson	.....	D14/315
6,384,811	B1 *	5/2002	Kung et al.	.....	345/168
6,556,435	B1 *	4/2003	Helot et al.	.....	361/679.45

6,654,234	B2 *	11/2003	Landry et al.	.....	361/679.27
6,788,527	B2 *	9/2004	Doczy et al.	.....	361/679.11
6,840,791	B2 *	1/2005	Hsiu	.....	439/374
6,856,506	B2 *	2/2005	Doherty et al.	.....	361/679.27
6,873,521	B2 *	3/2005	Landry et al.	.....	361/679.06
6,937,468	B2 *	8/2005	Lin et al.	.....	361/679.41
6,952,343	B2 *	10/2005	Sato	.....	361/679.57
7,009,840	B2 *	3/2006	Clark et al.	.....	361/679.41
7,016,181	B2 *	3/2006	Ito et al.	.....	361/679.31
7,052,296	B2 *	5/2006	Yang et al.	.....	439/165
7,239,505	B2 *	7/2007	Keely et al.	.....	361/679.09
7,380,759	B1 *	6/2008	Whiteside et al.	.....	248/183.1
D579,451	S *	10/2008	Ward et al.	.....	D14/434
7,492,579	B2 *	2/2009	Homer et al.	.....	312/223.1
2005/0111181	A1 *	5/2005	Schlesener et al.	.....	361/686
2005/0213298	A1 *	9/2005	Doherty et al.	.....	361/683
2008/0288701	A1 *	11/2008	Ward et al.	.....	710/303

\* cited by examiner

*Primary Examiner*—Susan Moon Lee  
(74) *Attorney, Agent, or Firm*—Trellis IP Law Group, PC

(57) **CLAIM**

The ornamental design for an open-configured computer docking assembly with two pivot arms, as shown and described.

**DESCRIPTION**

FIG. 1 is a perspective view from a side of a computer docking assembly with two pivot arms in an open configuration.

FIG. 2 is an end elevational of the invention shown in FIG. 1.

FIG. 3 is another end elevational view of the invention, opposed to the end shown in FIG. 2.

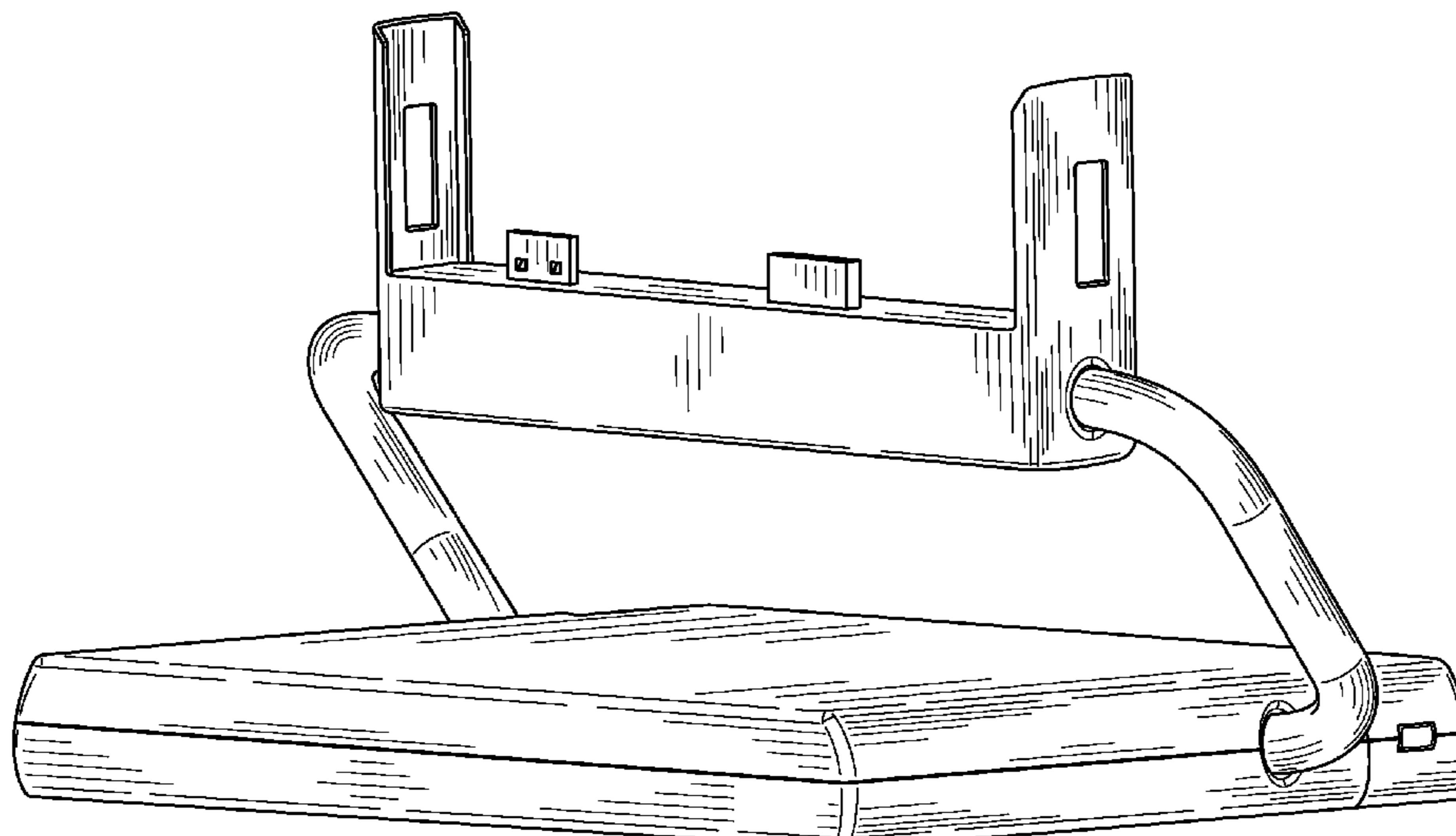
FIG. 4 is a side elevational view of the invention.

FIG. 5 is another side elevational view of the invention, opposed to the side shown in FIG. 4.

FIG. 6 is a top plan view of the invention; and,

FIG. 7 is a bottom plan view of the invention.

**1 Claim, 5 Drawing Sheets**



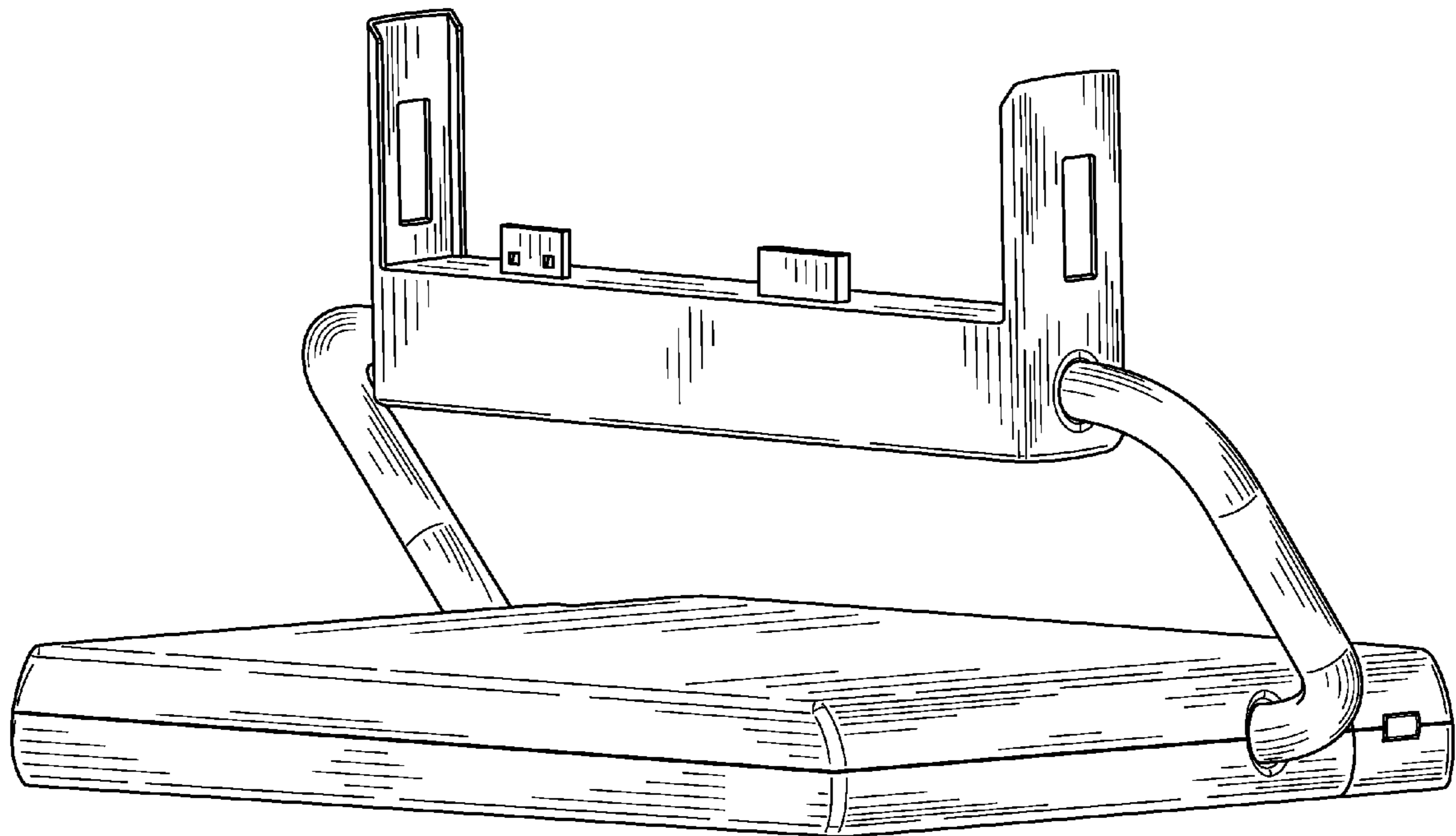


FIG. 1

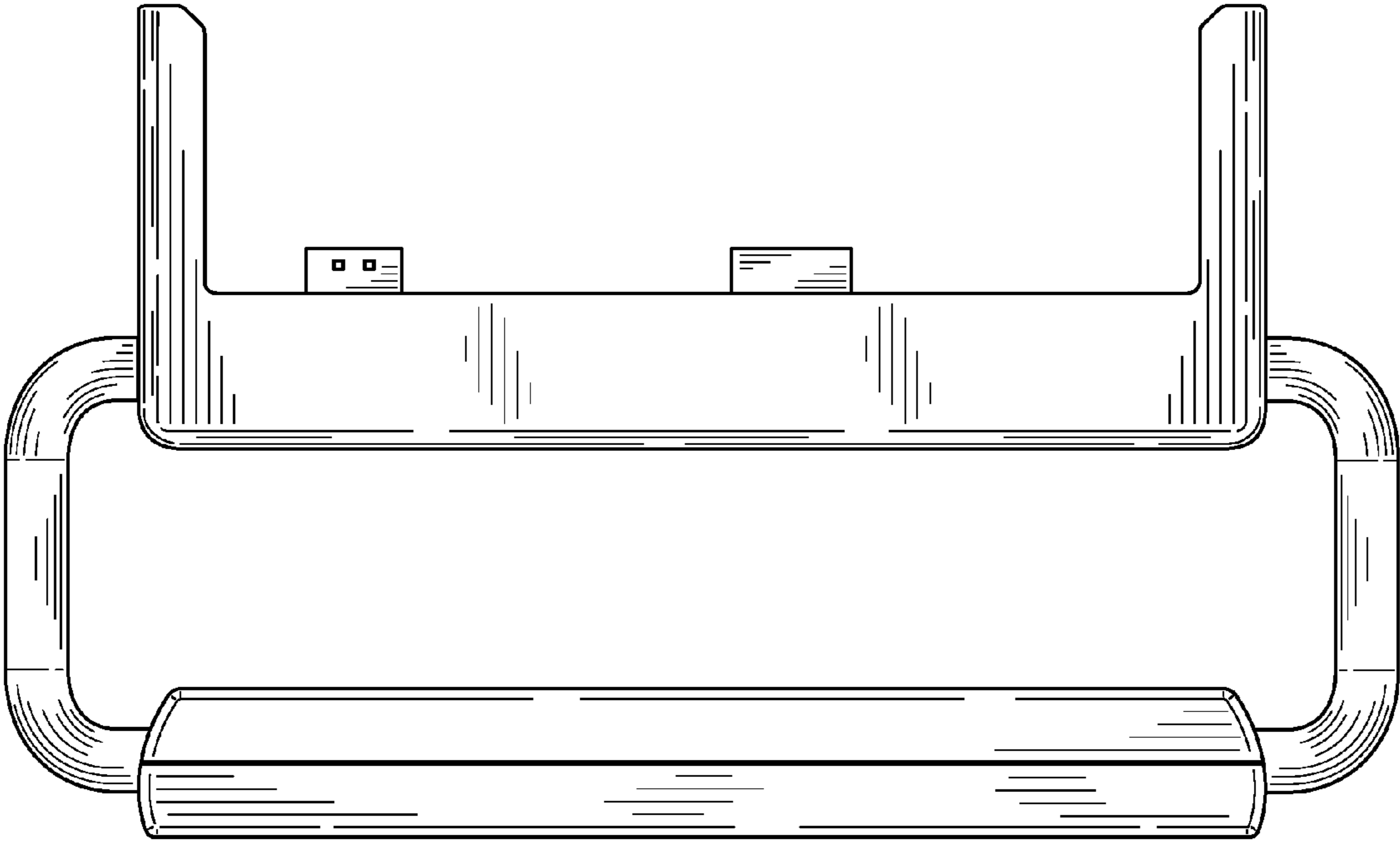


FIG. 2

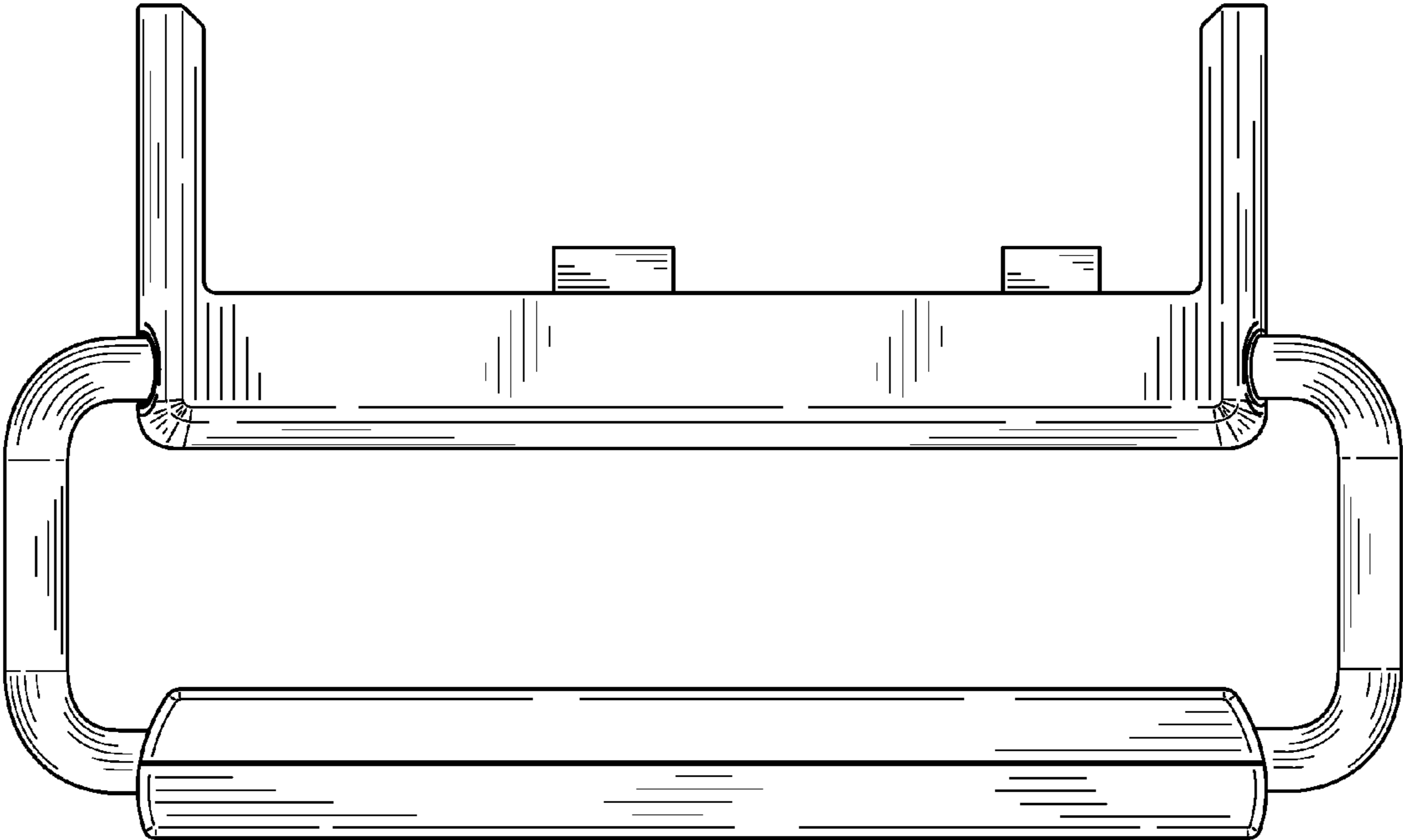


FIG. 3




FIG. 4




FIG. 5

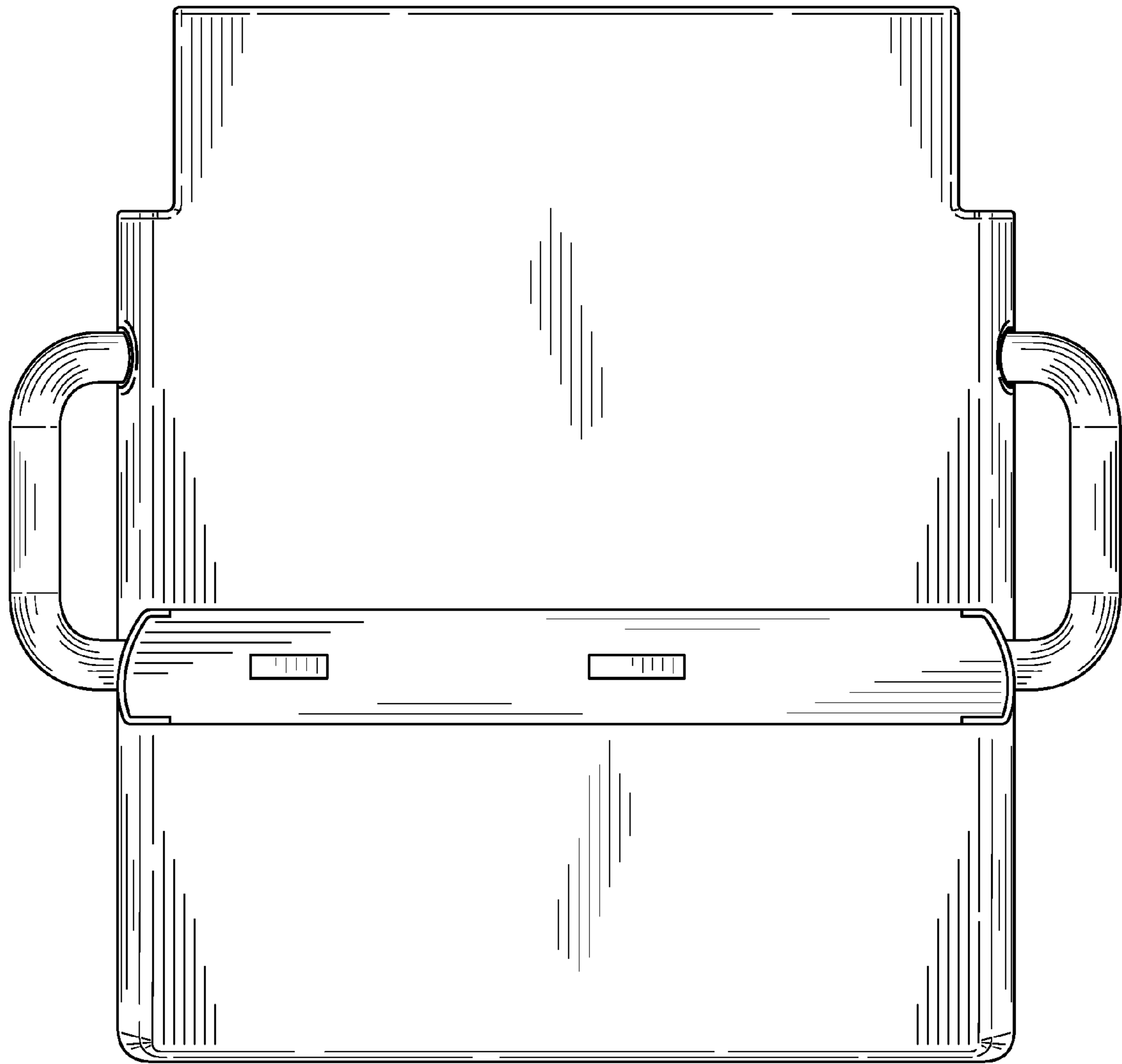


FIG. 6

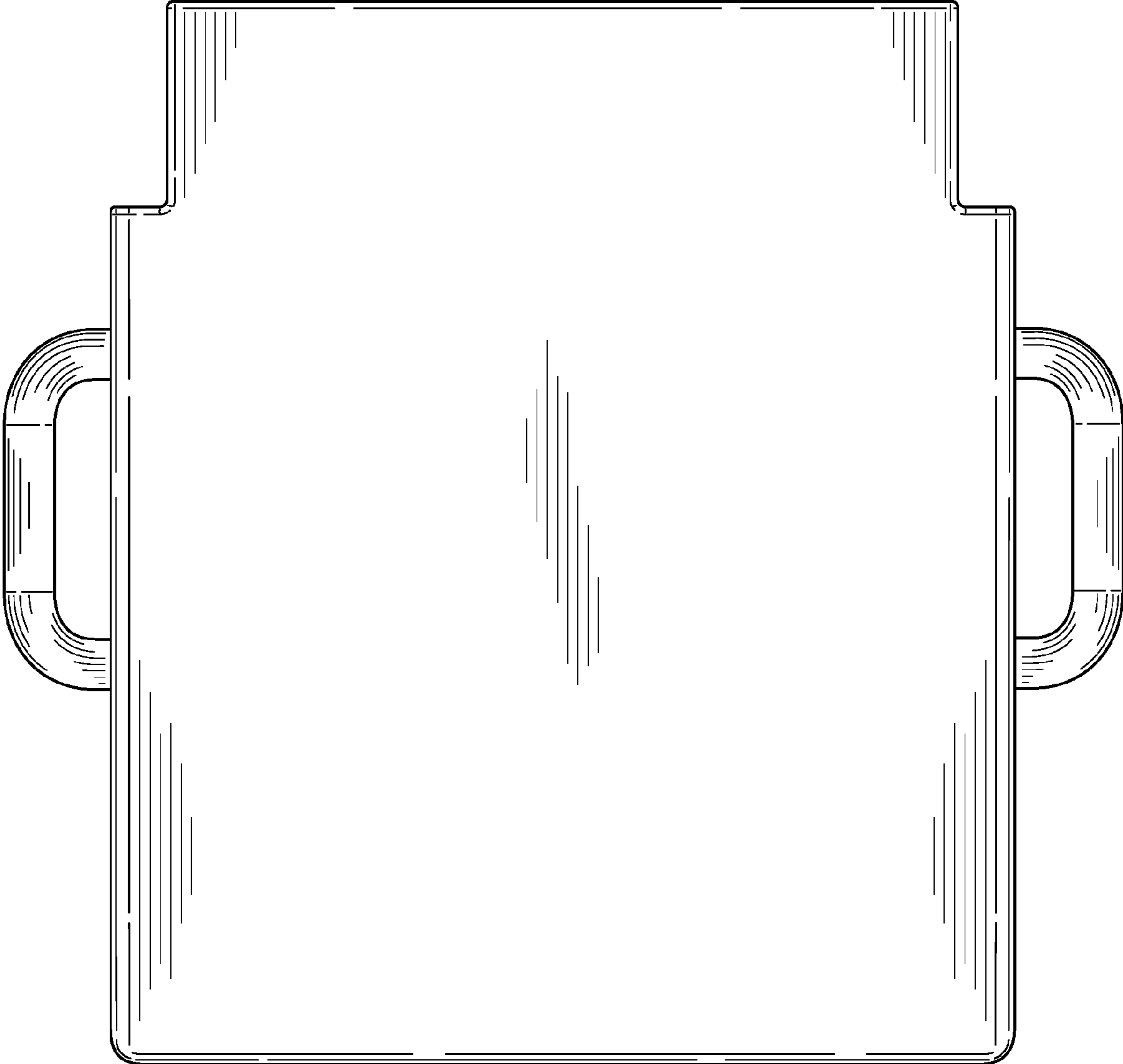


FIG. 7