



US00D602937S

(12) **United States Design Patent**
McEnaney

(10) **Patent No.:** **US D602,937 S**

(45) **Date of Patent:** **** Oct. 27, 2009**

(54) **KEYBOARD**

(75) Inventor: **Ray McEnaney**, Drogheda (IE)

(73) Assignee: **BeeRaider Limited**, Drogheda, County Louth (IE)

(**) Term: **14 Years**

(21) Appl. No.: **29/332,220**

(22) Filed: **Feb. 11, 2009**

(30) **Foreign Application Priority Data**

Aug. 25, 2008 (EM) 000990940-0001

(51) **LOC (9) Cl.** **14-02**

(52) **U.S. Cl.** **D14/398; D14/396**

(58) **Field of Classification Search** D14/391-399, D14/385; D18/1, 2, 7, 11; 178/17 A, 17 C; 200/5 A, 5 R, 6 A, 6 R; 235/145 A, 145 R; 341/22, 23, 35; 345/160, 168; 400/484-486, 400/488, 489, 492; D24/158; 708/144
See application file for complete search history.

(56) **References Cited**

U.S. PATENT DOCUMENTS

4,579,470 A * 4/1986 Casey 400/489
5,178,477 A * 1/1993 Gambaro 400/489
D345,152 S * 3/1994 Mermod, Jr. D14/393

5,503,484 A * 4/1996 Louis 400/489
5,613,786 A * 3/1997 Howell et al. 400/489
5,673,040 A * 9/1997 Hargreaves et al. 341/22
5,689,253 A * 11/1997 Hargreaves et al. 341/22
D442,591 S * 5/2001 Bailly D14/398
D517,553 S * 3/2006 Schraudolph et al. D14/396
D541,802 S * 5/2007 Weingartner D14/398

* cited by examiner

Primary Examiner—Freda S Nunn

(74) *Attorney, Agent, or Firm*—Withrow & Terranova, PLLC

(57) **CLAIM**

The ornamental design for keyboard, as shown and described.

DESCRIPTION

FIG. 1 is a side perspective view of a keyboard according to the design;

FIG. 2 is a front view of the keyboard of FIG. 1;

FIG. 3 is a rear view of the keyboard of FIG. 1;

FIG. 4 is a top view of the keyboard of FIG. 1;

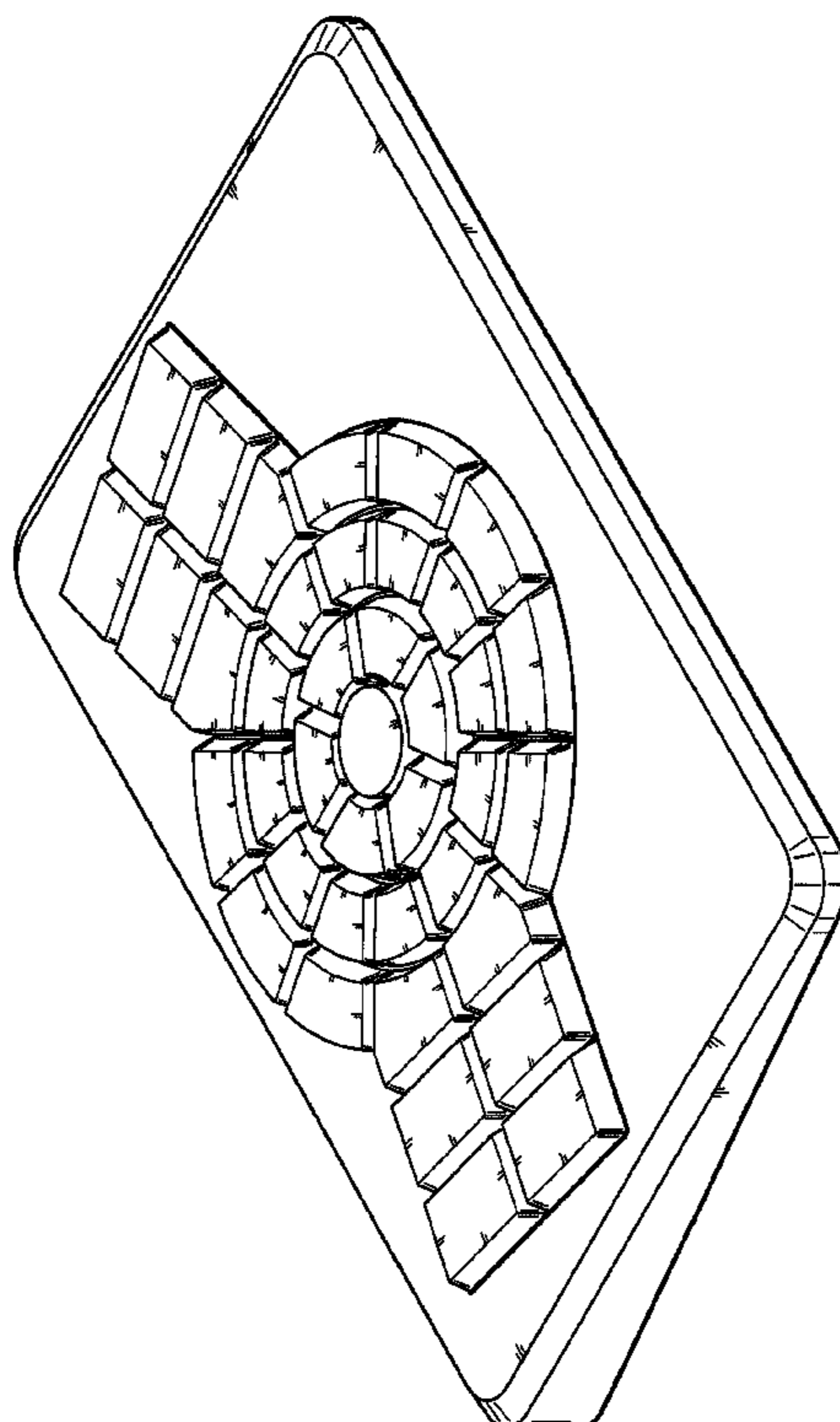
FIG. 5 is a bottom view of the keyboard of FIG. 1;

FIG. 6 is a right side view of the keyboard of FIG. 1; and,

FIG. 7 is a left side view of the keyboard of FIG. 1.

The broken lines in the drawings are for illustrative purposes only, and do not form part of the claimed design.

1 Claim, 7 Drawing Sheets



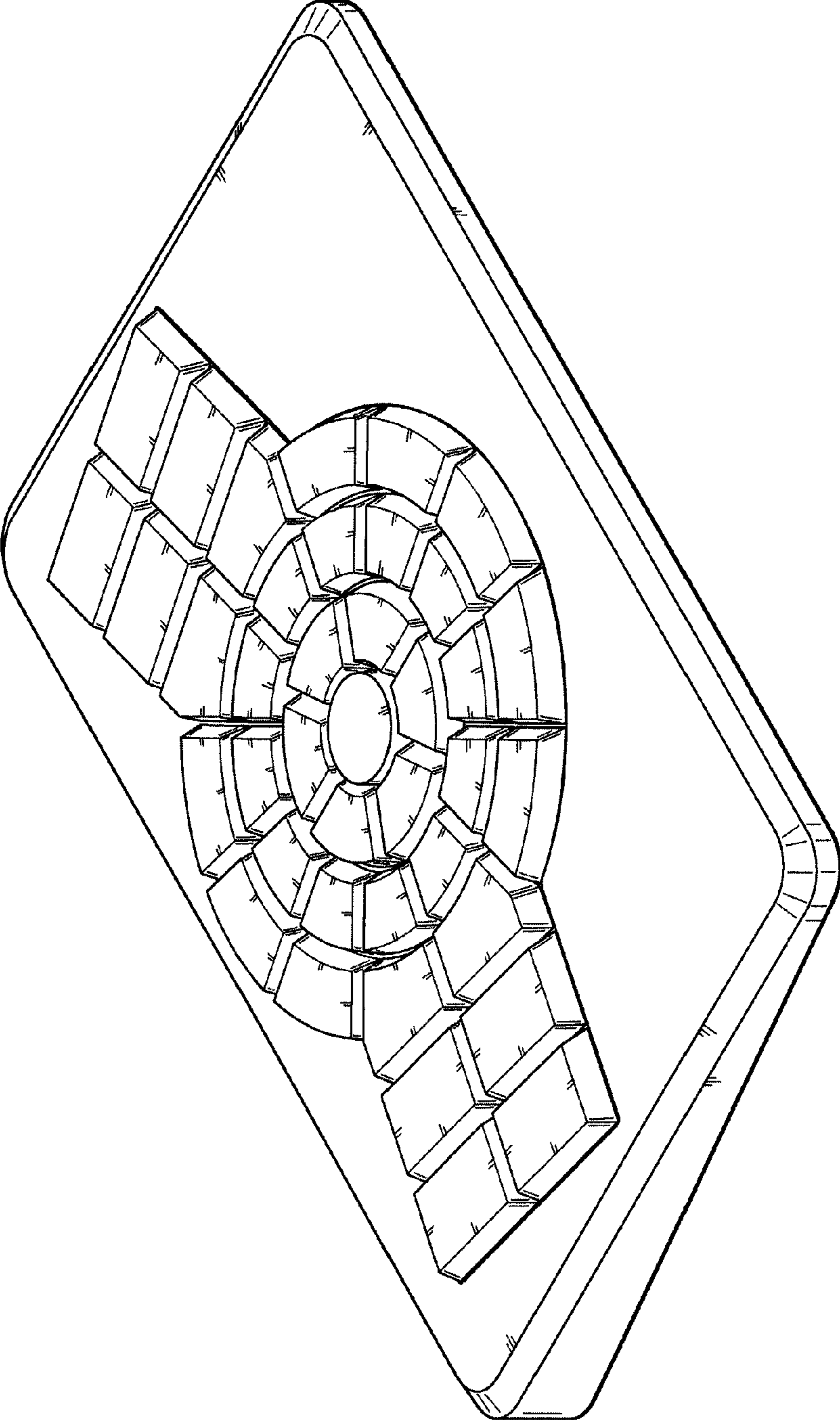


Fig. 1




Fig. 2




Fig. 3




Fig. 4

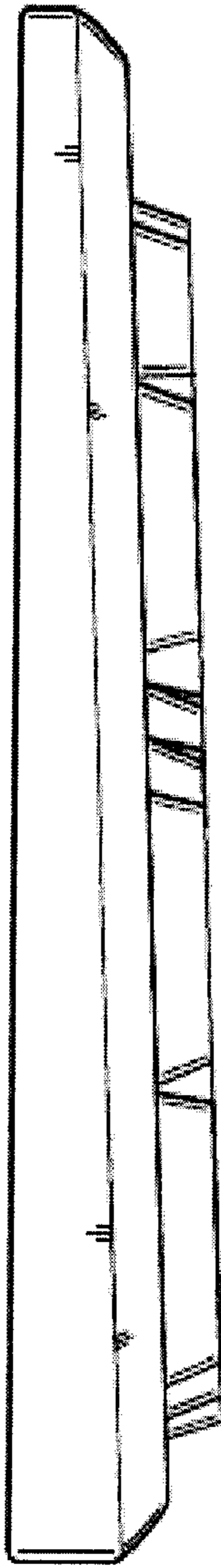


Fig. 5

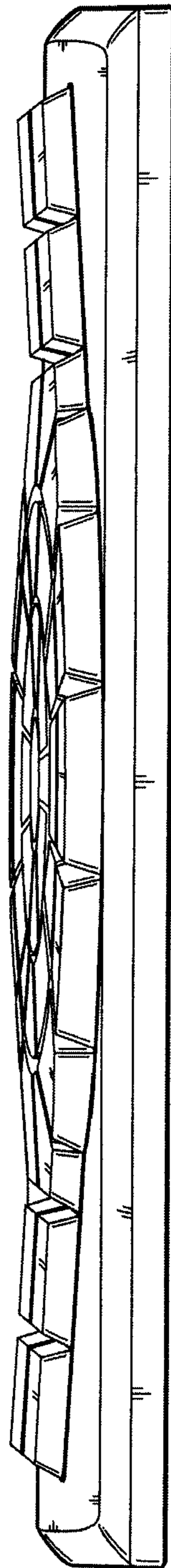


Fig. 6




Fig. 7