



US00D602916S

(12) **United States Design Patent**
Won et al.

(10) **Patent No.:** **US D602,916 S**
(45) **Date of Patent:** **** Oct. 27, 2009**

(54) **REMOTE CONTROLLER**
(75) Inventors: **Dong-Hee Won**, Seoul (KR); **Yun-Je Kang**, Kyunggi-do (KR)
(73) Assignee: **Samsung Electronics Co., Ltd.**, Suwon, Kyunggi-Do (KR)
(**) Term: **14 Years**
(21) Appl. No.: **29/313,602**
(22) Filed: **Jan. 26, 2009**

(51) **LOC (9) Cl.** **14-03**
(52) **U.S. Cl.** **D14/218**
(58) **Field of Classification Search** D14/218,
D14/455; D13/168; D21/566; D10/104,
D10/106; 345/169; 348/14.05, 114, 211.99,
348/734; 340/825.24; 341/22; 455/92, 95,
455/128, 151.1–151.4, 352, 355, FOR. 121;
700/65

See application file for complete search history.

(56) **References Cited**

U.S. PATENT DOCUMENTS

D325,582 S * 4/1992 Emmons et al. D14/218
D354,489 S * 1/1995 Patton et al. D14/218
D375,909 S * 11/1996 Dziersk et al. D10/106
D392,945 S * 3/1998 Barry et al. D13/168
D409,201 S 5/1999 Barraza et al.
D427,993 S * 7/2000 Seal D14/218
D452,520 S * 12/2001 Gotham et al. D16/235
D490,787 S * 6/2004 Aisenberg D14/138 R
D495,665 S * 9/2004 Stekelenburg D13/168
D499,717 S * 12/2004 Zuege D14/218
D515,041 S 2/2006 Yun et al.
D521,459 S 5/2006 Yun et al.
D525,212 S 7/2006 Kim
D526,966 S * 8/2006 Chen D13/168
D531,993 S 11/2006 Choi et al.
D532,779 S 11/2006 Kim et al.
D534,889 S * 1/2007 Cheng D14/138 R
D546,320 S 7/2007 Choi

D551,632 S 9/2007 Kim
D555,107 S 11/2007 Choi et al.
D559,201 S 1/2008 Oh et al.
D559,202 S 1/2008 Sim et al.
D564,977 S 3/2008 Youn et al.
D567,790 S * 4/2008 Cardoso et al. D14/138 R
D573,981 S * 7/2008 Hoehn et al. D14/218
D575,747 S * 8/2008 Abramovich et al. D13/168
D577,713 S 9/2008 Kim et al.
D582,396 S * 12/2008 Sun et al. D14/218
D583,363 S 12/2008 Song et al.

OTHER PUBLICATIONS

U.S. Appl. No. 29/310,035, Applicant: Jae-Seung Song, et al., filed Jul. 23, 2008 entitled Remote Controller for Television Receiver.
U.S. Appl. No. 29/313,283, Applicant: Sung-Il Bang, et al., filed Dec. 23, 2008 entitled Remote Controller for Set Top Box.

* cited by examiner

Primary Examiner—T. Chase Nelson
Assistant Examiner—John Windmuller
(74) *Attorney, Agent, or Firm*—Flynn, Thiel, Boutell & Tanis, P.C.

(57) **CLAIM**

The ornamental design for a remote controller, as shown and described.

DESCRIPTION

FIG. 1 is a top front perspective view of a remote controller showing our new design;

FIG. 2 is a front elevational view thereof;

FIG. 3 is a rear elevational view thereof;

FIG. 4 is a left side elevational view thereof;

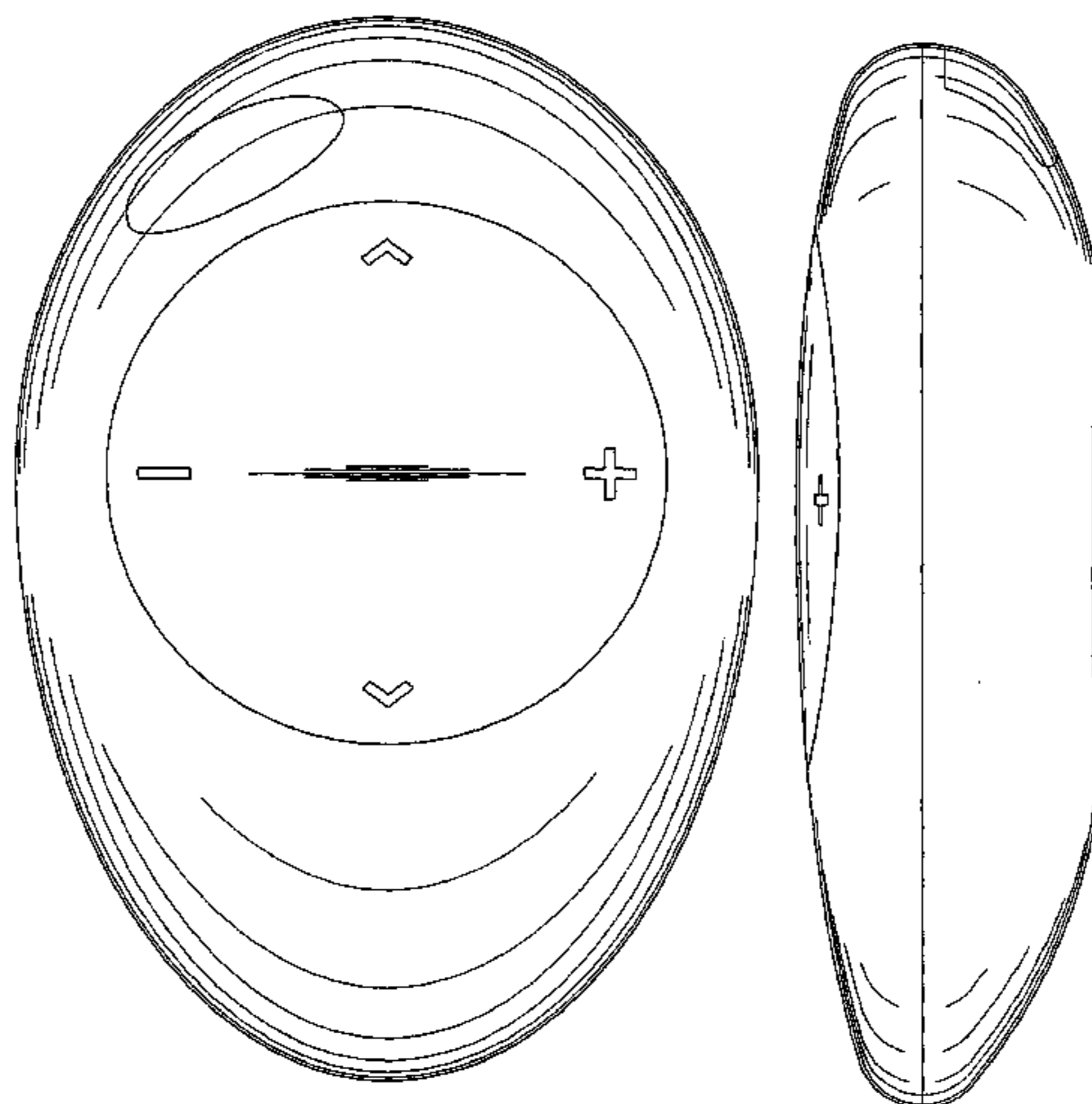
FIG. 5 is a right side elevational view thereof;

FIG. 6 is a top plan view thereof; and,

FIG. 7 is a bottom plan view thereof.

The broken lines depict portions of the remote controller that form no part of the claimed design.

1 Claim, 5 Drawing Sheets



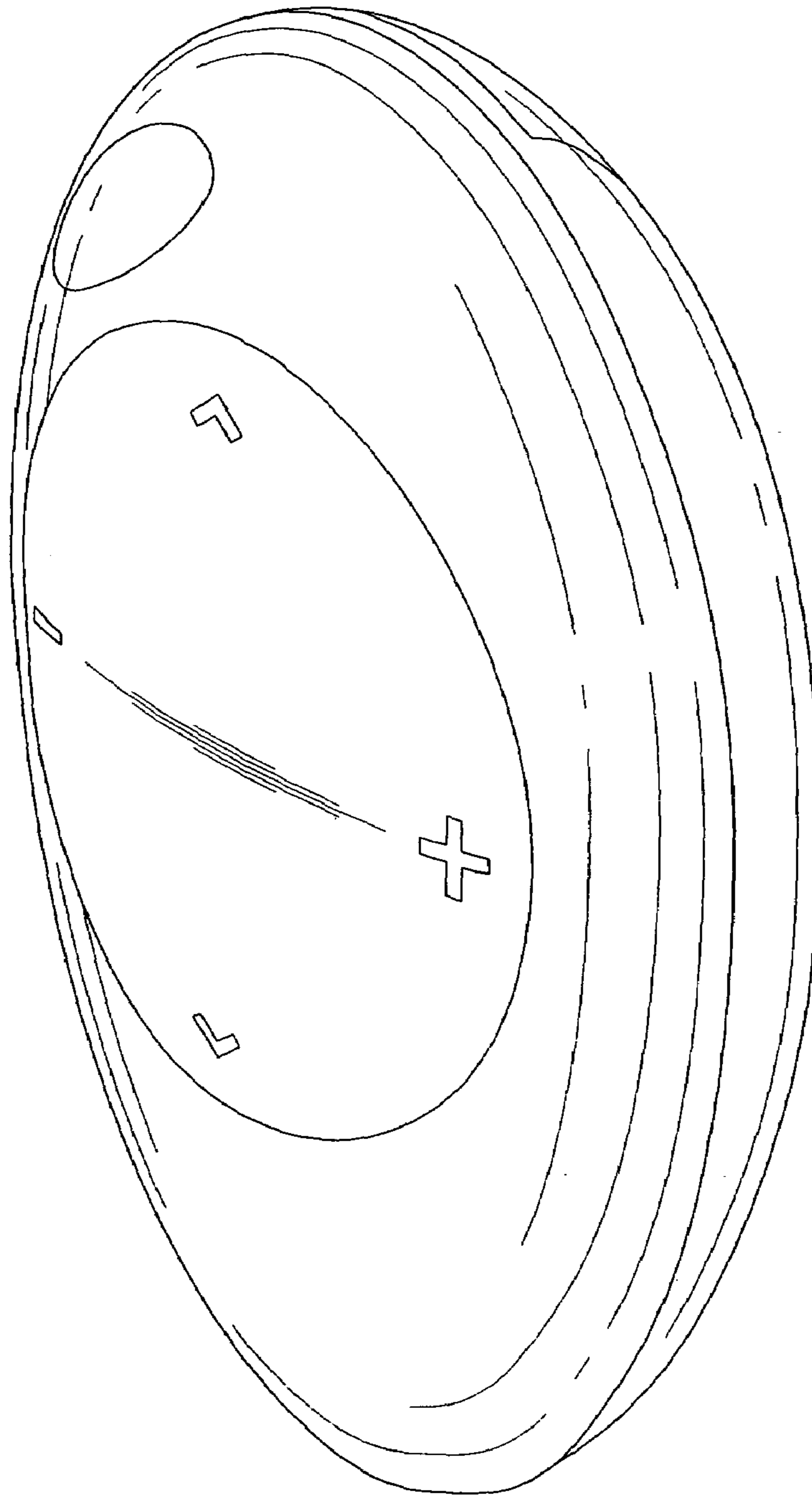


FIG. 1

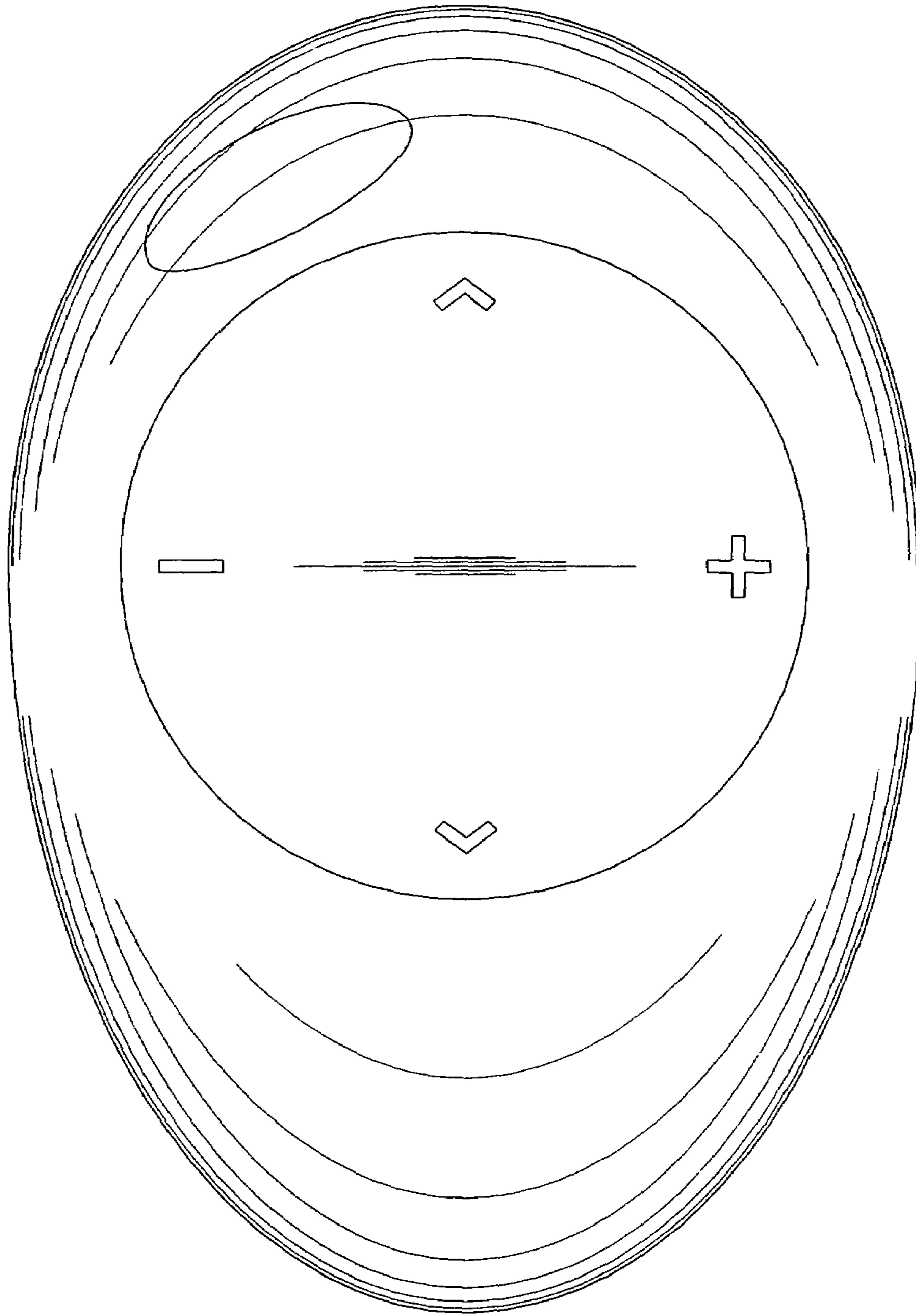


FIG. 2

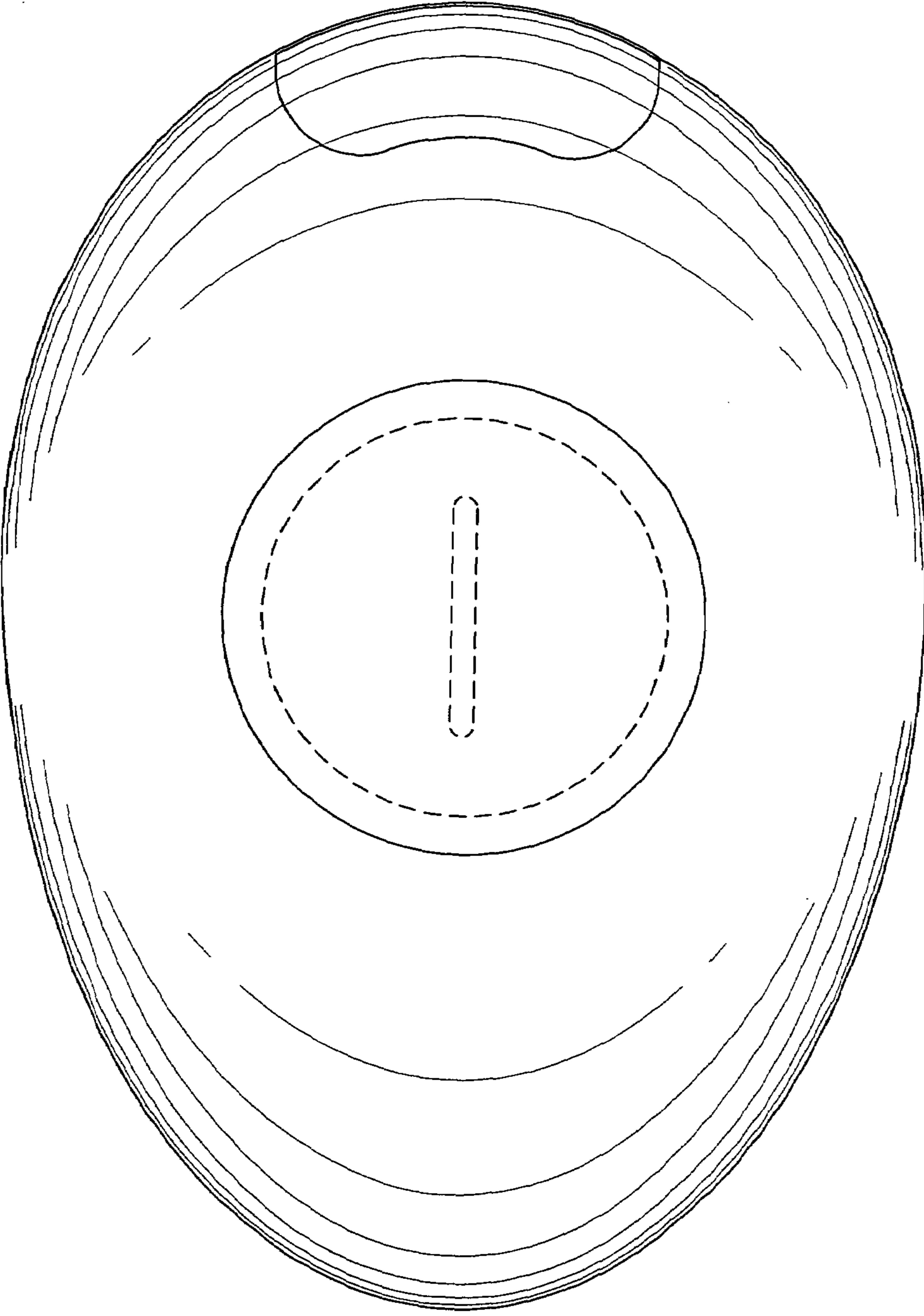


FIG. 3

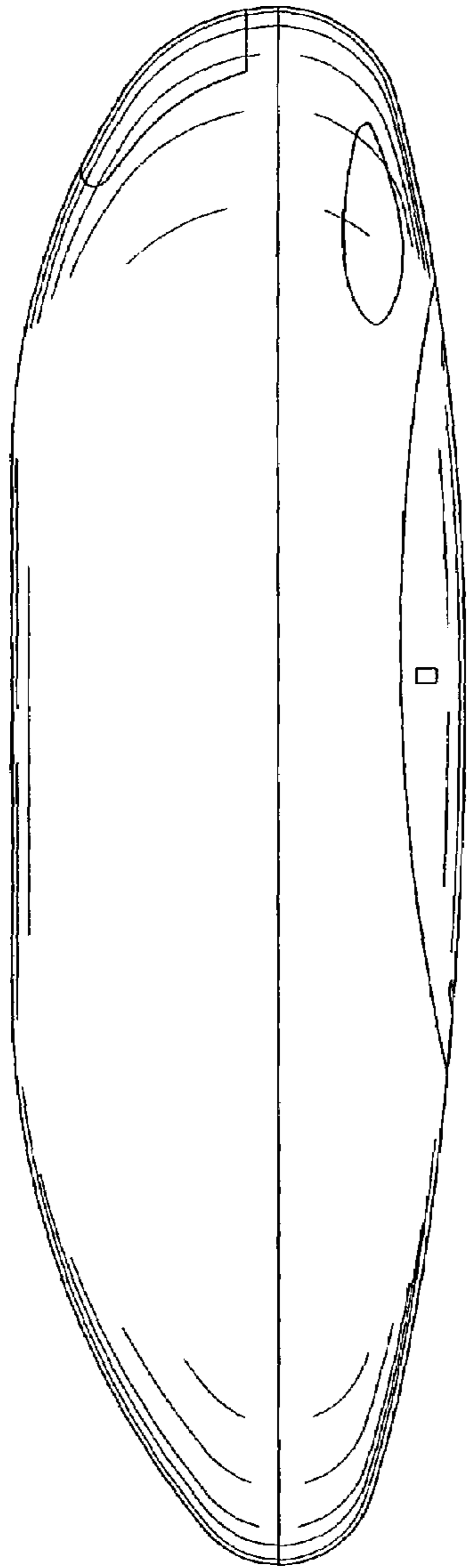


FIG. 4

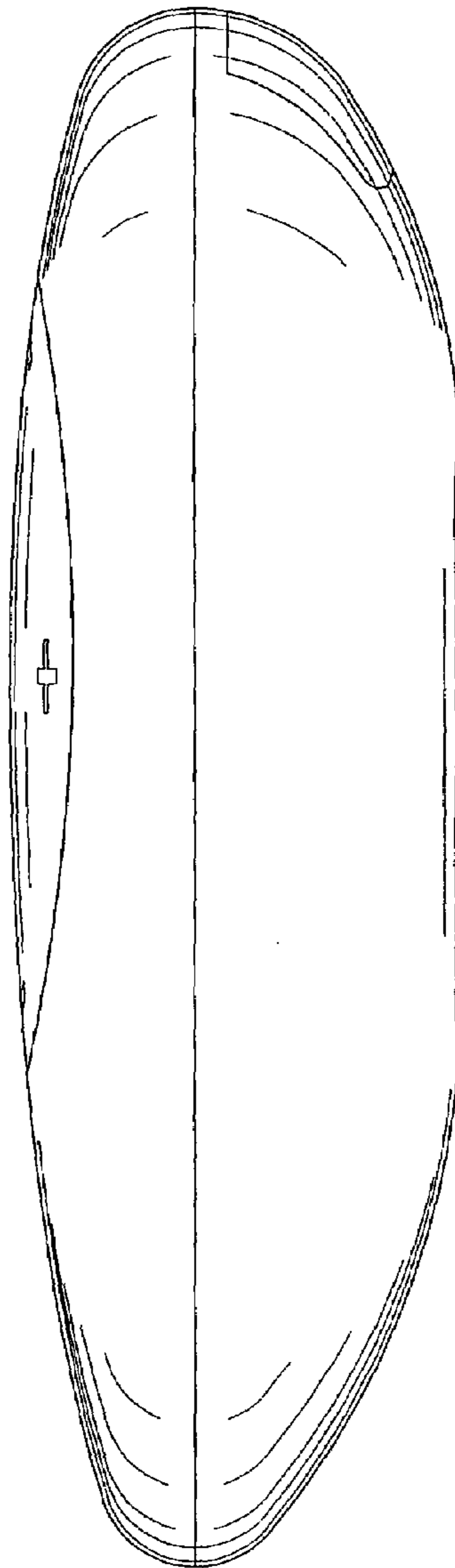


FIG. 5

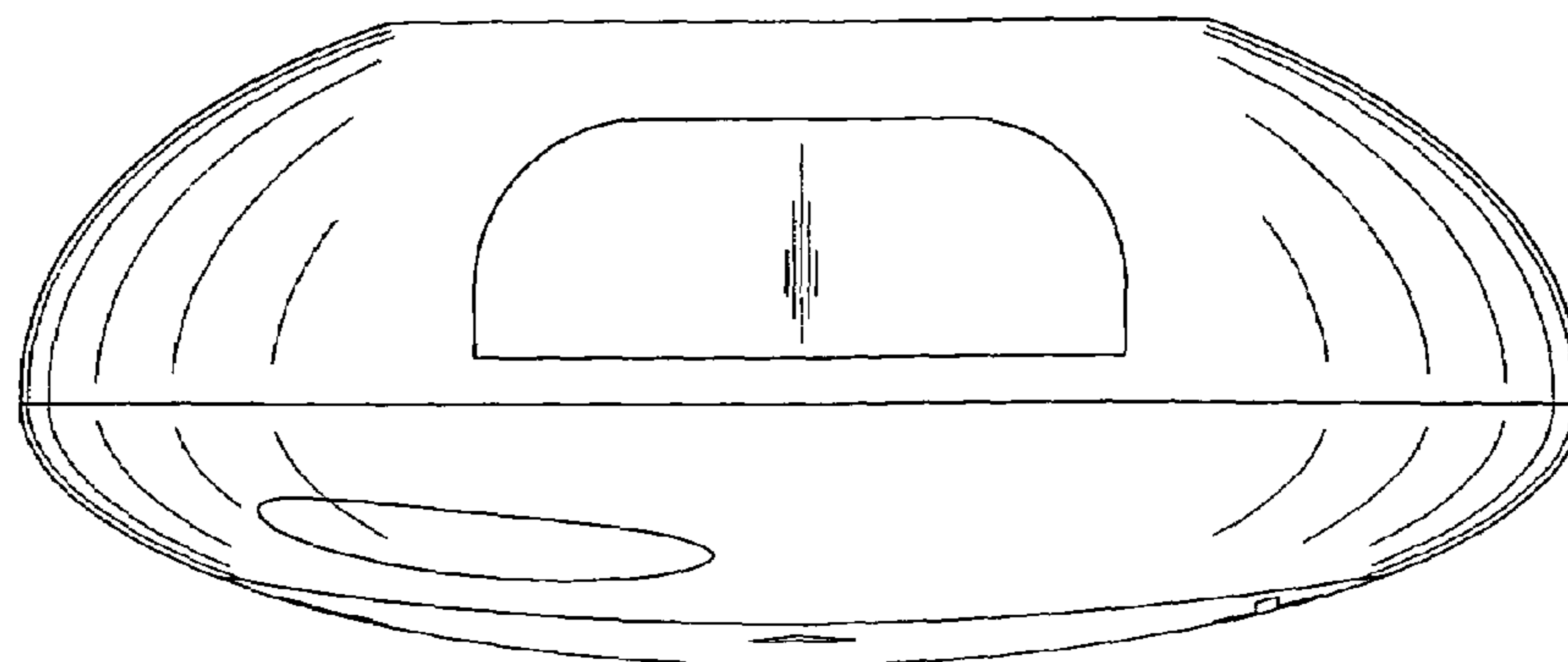


FIG. 6

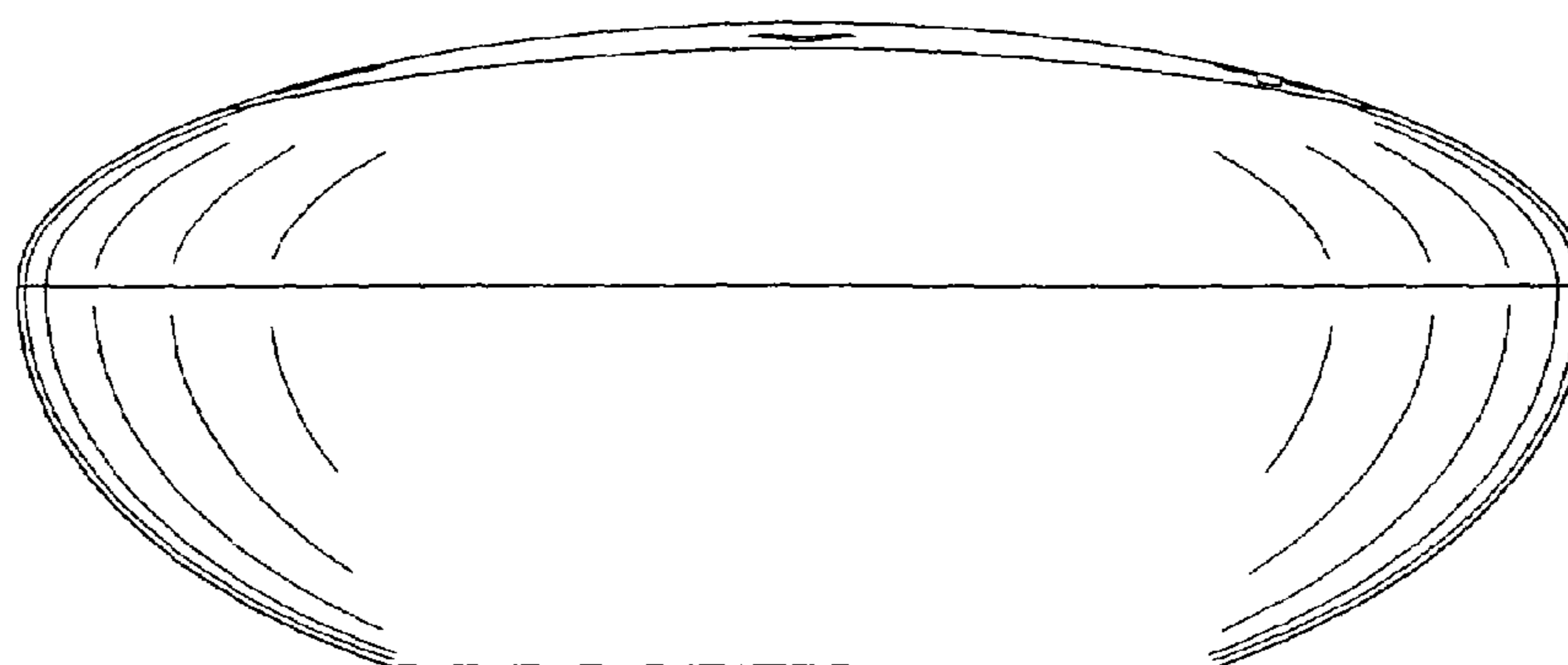


FIG. 7