



US00D602878S

(12) **United States Design Patent**
Coleman et al.

(10) **Patent No.:** **US D602,878 S**
(45) **Date of Patent:** **** Oct. 27, 2009**

(54) **HANDHELD CONTROL**

(75) Inventors: **Brian Coleman**, Hawthorn Woods, IL (US); **Wendy Li**, Arlington Heights, IL (US); **Mike Joss**, Chicago, IL (US)

(73) Assignee: **Aero Products International, Inc.**, Schaumburg, IL (US)

(**) Term: **14 Years**

(21) Appl. No.: **29/321,144**

(22) Filed: **Jul. 11, 2008**

(51) **LOC (9) Cl.** **14-03**

(52) **U.S. Cl.** **D13/168**

(58) **Field of Classification Search** D13/168;
D10/104, 106; D14/218, 247; 340/825.22,
340/825.24, 825.25, 825.31, 825.36, 825.69,
340/825.72; 341/76; 455/352; 318/16
See application file for complete search history.

(56) **References Cited**

U.S. PATENT DOCUMENTS

5,969,488	A *	10/1999	Fromson	318/16
6,378,152	B1	4/2002	Washburn et al.		
6,396,224	B1	5/2002	Luff et al.		
D460,950	S *	7/2002	Miller et al.	D13/168
6,483,264	B1	11/2002	Shafer et al.		
6,492,786	B1 *	12/2002	Vang et al.	318/553
6,651,283	B1	11/2003	Cook et al.		
6,686,711	B2	2/2004	Rose et al.		
6,715,172	B2	4/2004	Leventhal et al.		
6,763,541	B2	7/2004	Mahoney et al.		
D496,633	S *	9/2004	Krause	D13/168
D525,947	S *	8/2006	Gerard et al.	D13/168
D530,680	S *	10/2006	Fox et al.	D13/168
D548,703	S *	8/2007	Vendramini	D13/168

D572,205 S * 7/2008 Landerholm et al. D13/168
2007/0094806 A1 5/2007 Beretta
2007/0227594 A1 10/2007 Chaffee

* cited by examiner

Primary Examiner—Selina Sikder

(74) *Attorney, Agent, or Firm*—Brinks Hofer Gilson & Lione

(57) **CLAIM**

We claim the ornamental design for a handheld control, as shown and described.

DESCRIPTION

FIG. 1 is a top perspective view of the handheld control of the present invention;

FIG. 2 is a bottom perspective view of the handheld control of the present invention;

FIG. 3 is a front elevation view of the handheld control of the present invention;

FIG. 4 is a rear elevation view of the handheld control of the present invention;

FIG. 5 is a left side elevation view of the handheld control of the present invention;

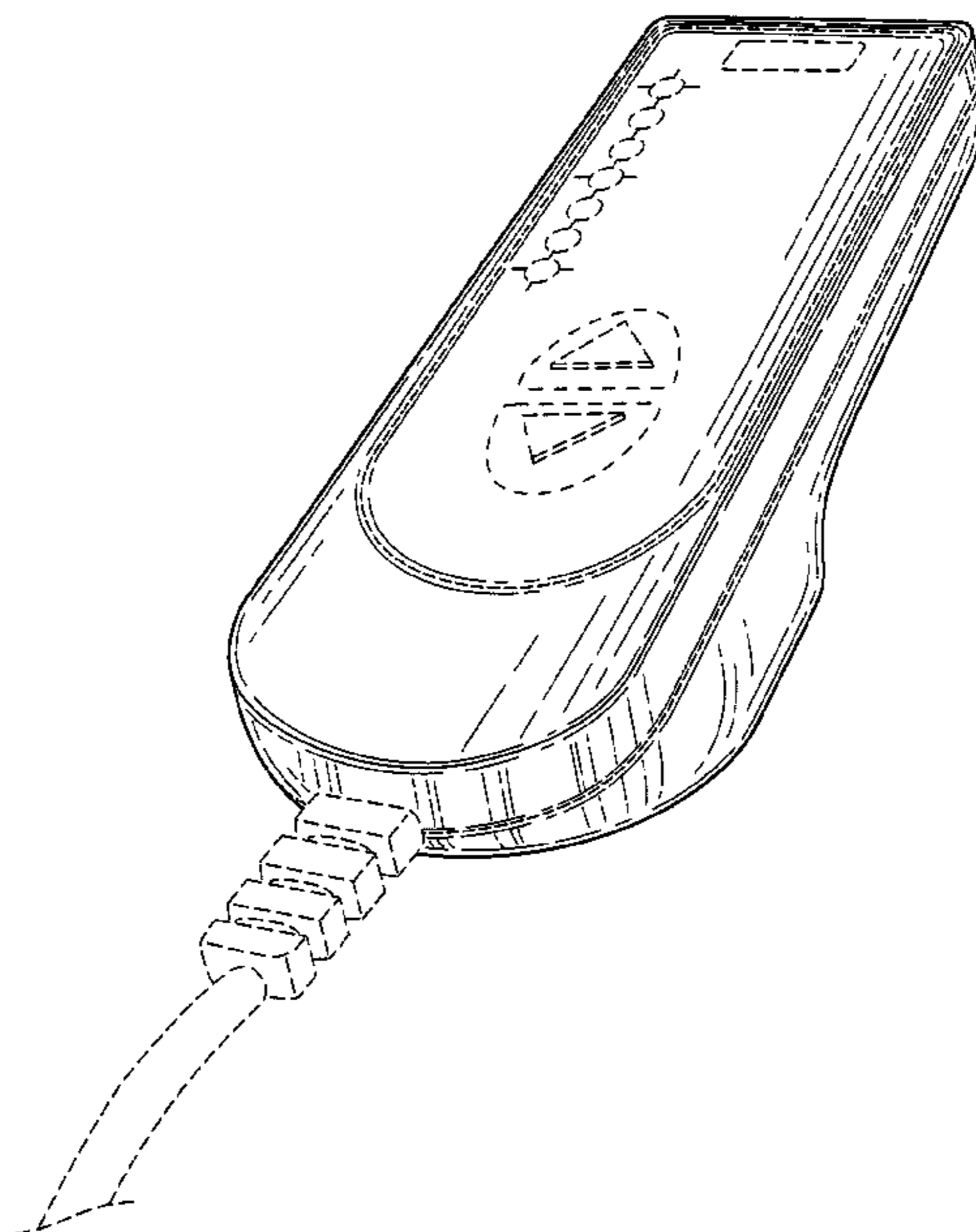
FIG. 6 is a right side elevation view of the handheld control of the present invention;

FIG. 7 is a top plan view of the handheld control of the present invention; and,

FIG. 8 is a bottom plan view of the handheld control of the present invention.

The ornamental design which is claimed is shown in solid lines in the drawings. Any broken lines in the drawings are for illustrative purposes only and form no part of the claimed design.

1 Claim, 5 Drawing Sheets



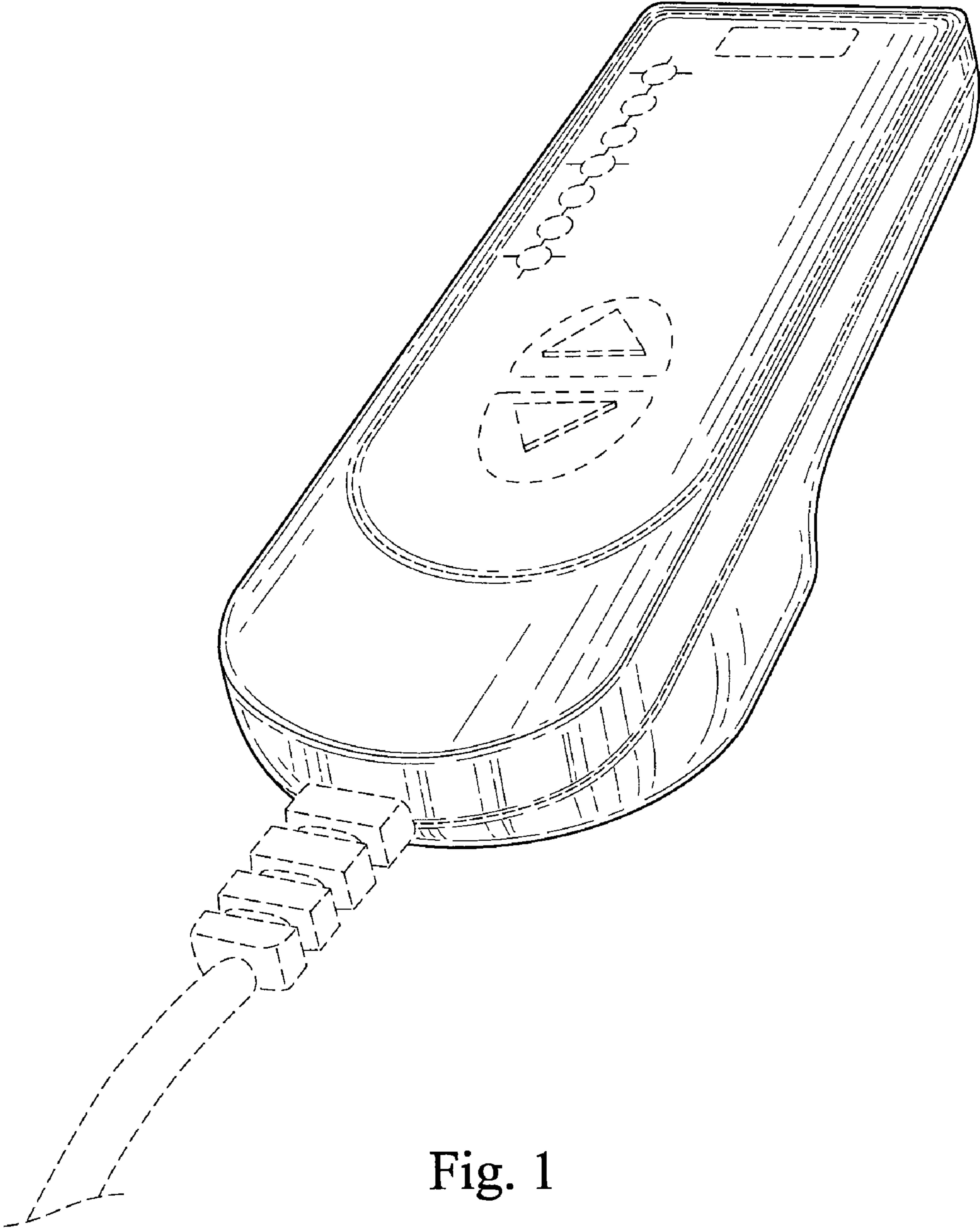


Fig. 1

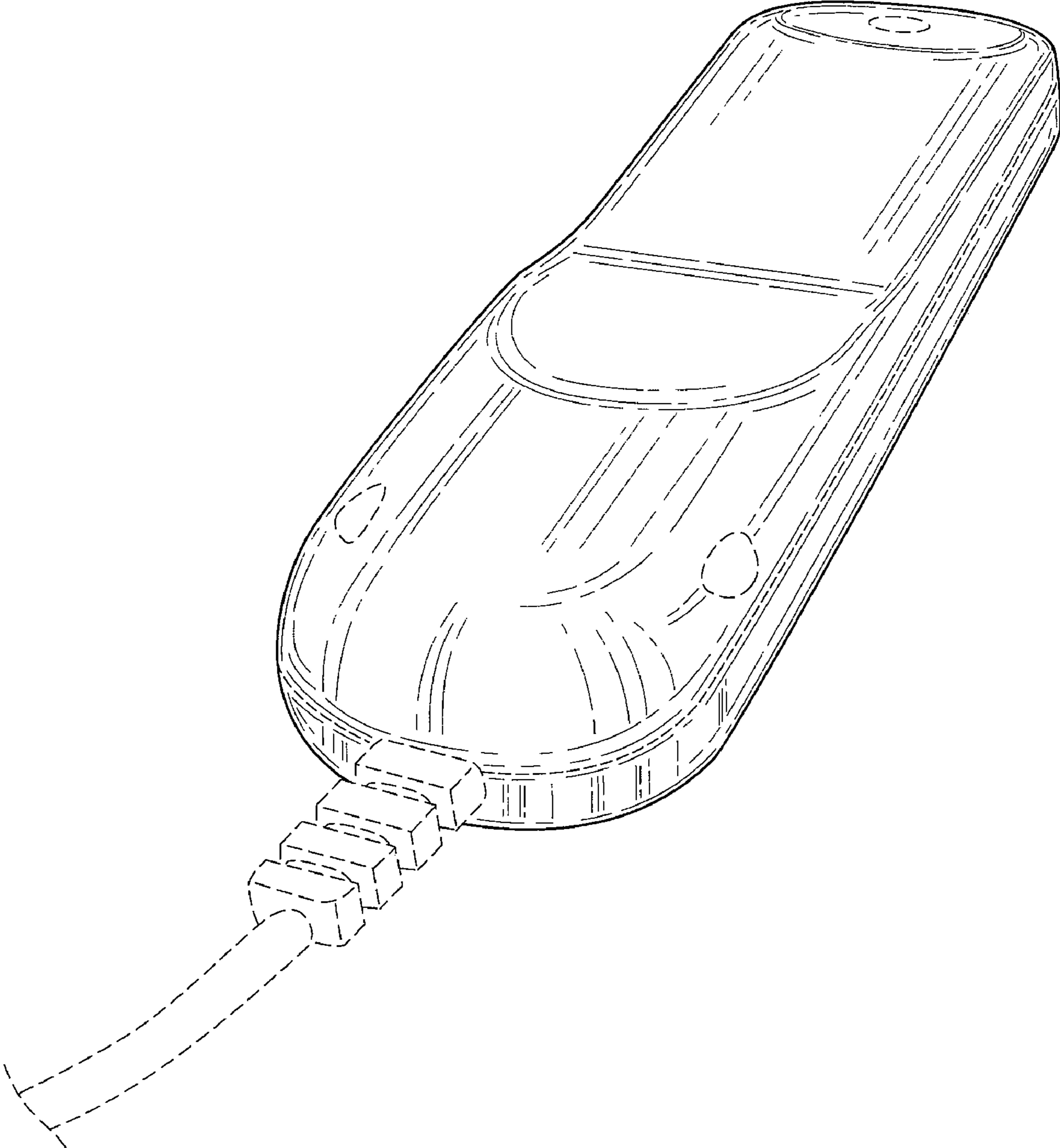


Fig. 2

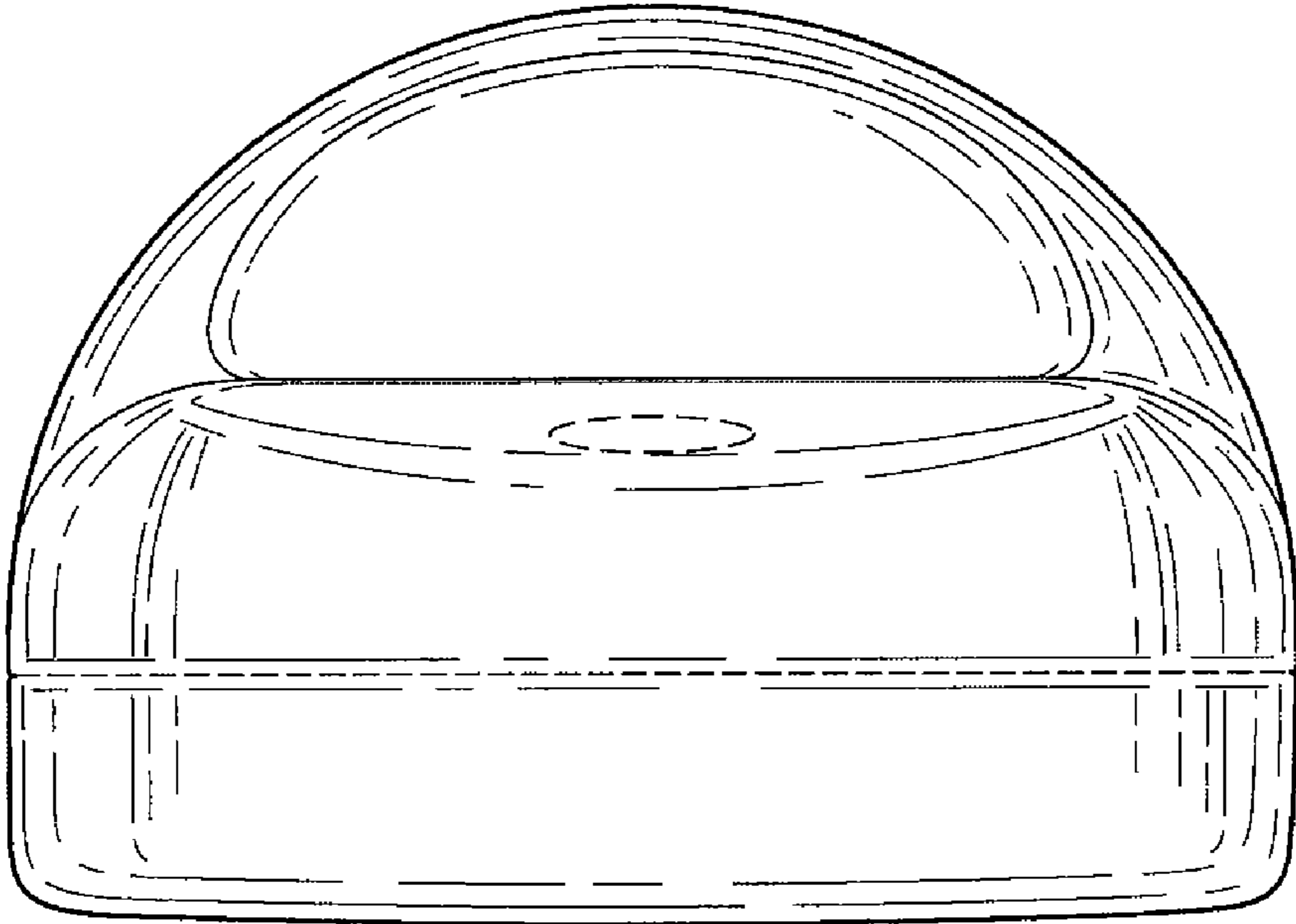


Fig. 3

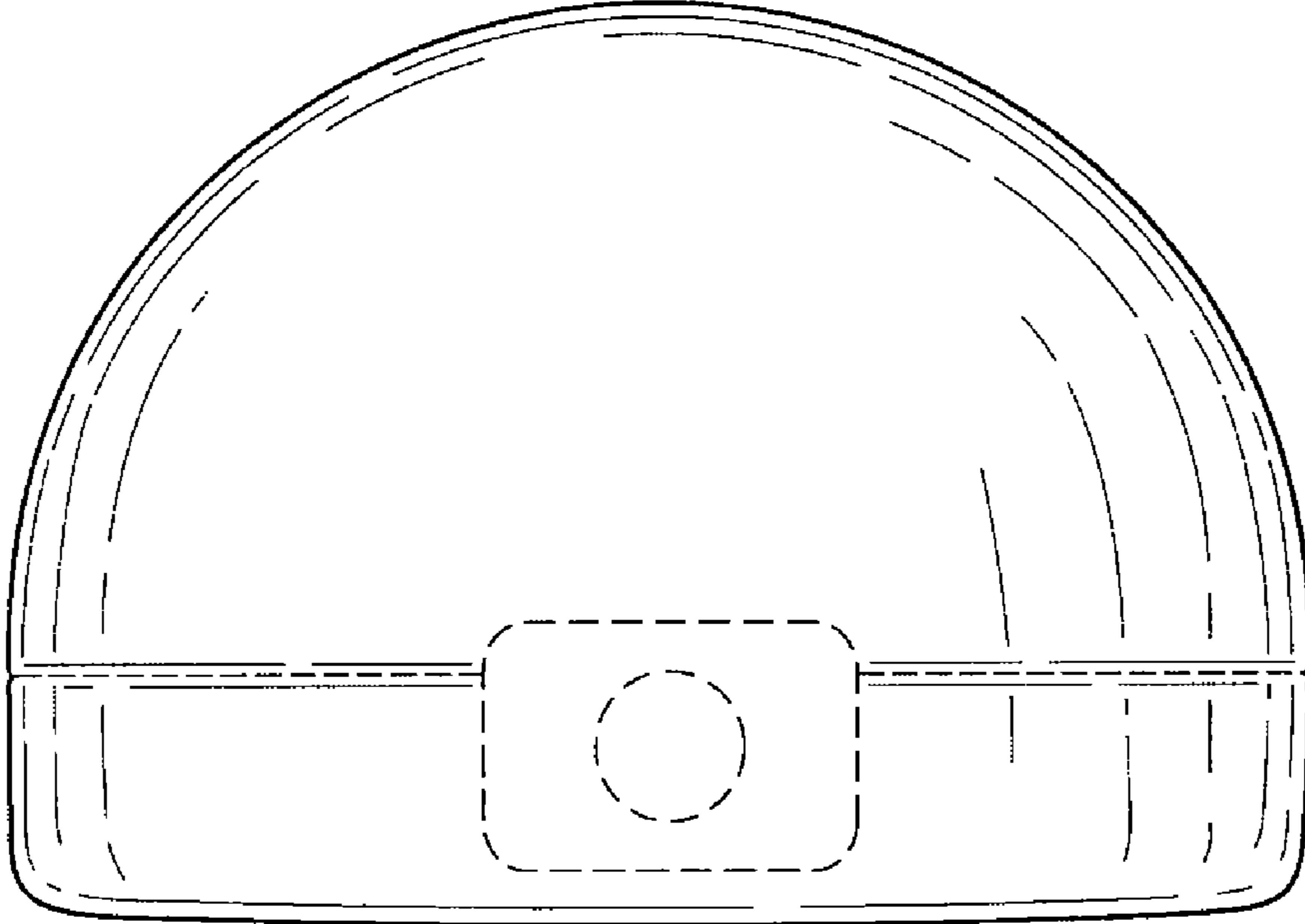


Fig. 4

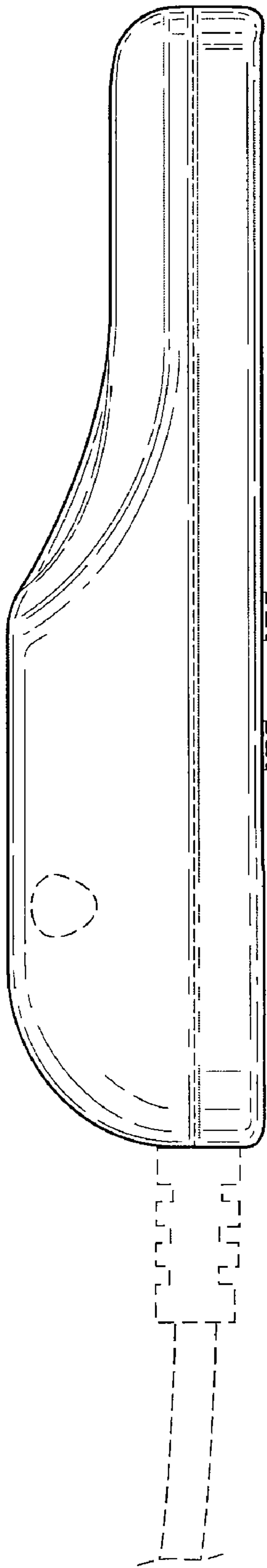


Fig. 5

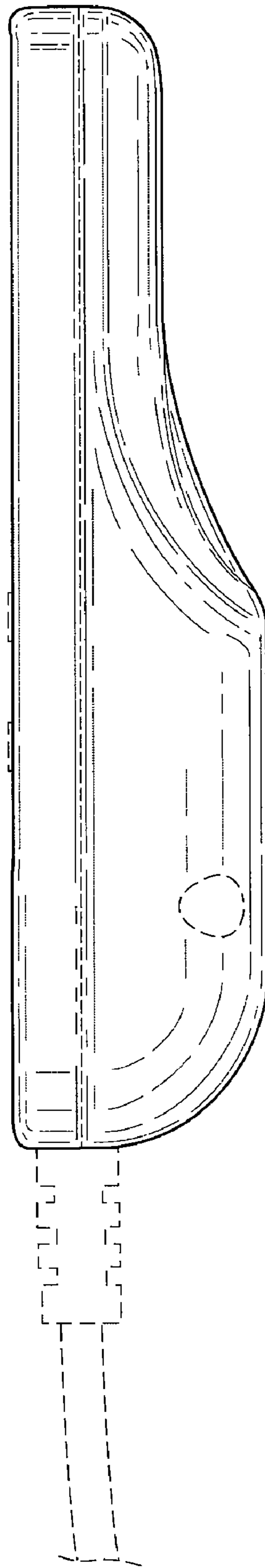


Fig. 6

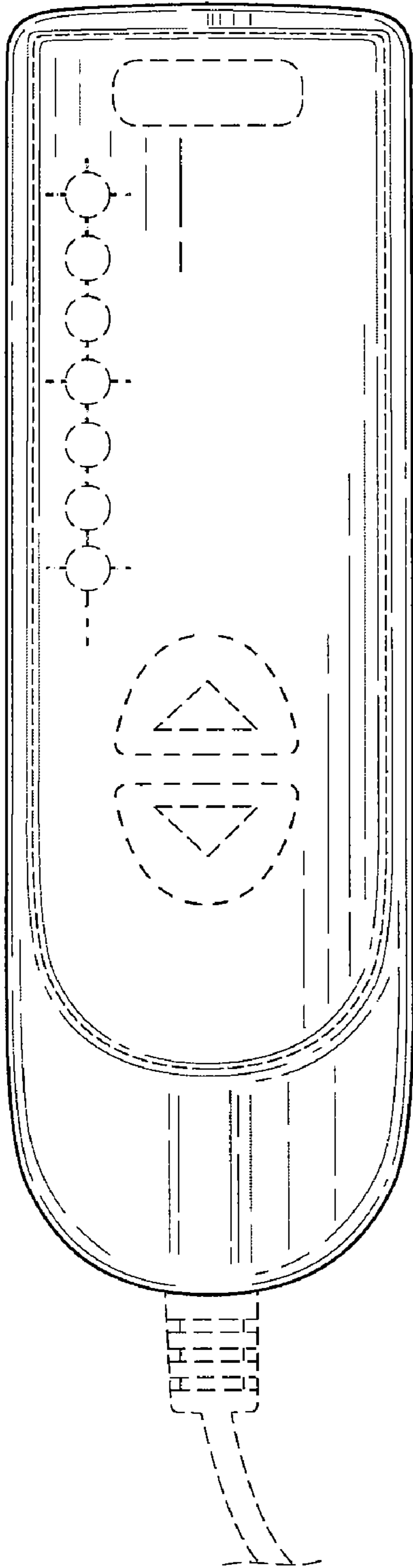


Fig. 7

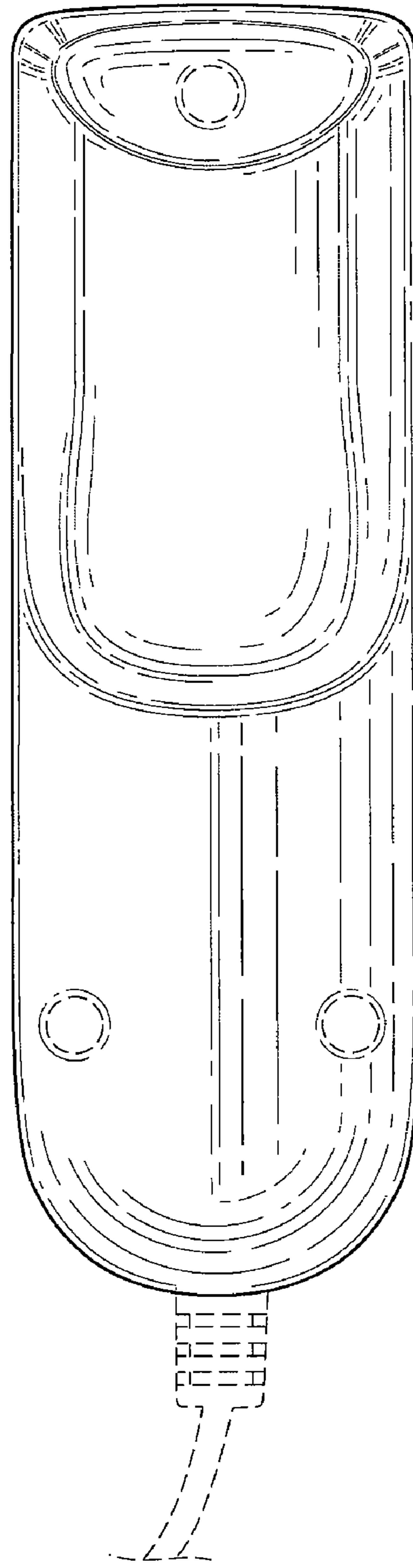


Fig. 8