

US00D602853S

(12) **United States Design Patent**  
**Nopper et al.**

(10) **Patent No.:** **US D602,853 S**

(45) **Date of Patent:** **\*\* Oct. 27, 2009**

(54) **TIRE**

(75) Inventors: **Theresa Marie Nopper**, Macedonia, OH (US); **Max Harold Dixon**, Kent, OH (US); **Brandon Jeffrey Gramoll**, Copley, OH (US); **Joseph Thomas Janesh**, Tallmadge, OH (US)

(73) Assignee: **The Goodyear Tire & Rubber Company**, Akron, OH (US)

(\*\*) Term: **14 Years**

(21) Appl. No.: **29/324,580**

(22) Filed: **Sep. 16, 2008**

(51) **LOC (9) Cl.** ..... **12-15**

(52) **U.S. Cl.** ..... **D12/600**

(58) **Field of Classification Search** ..... D12/568,  
D12/574, 579-580, 586-603; 152/209.1,  
152/209.8-209.19, 209.25-209.28  
See application file for complete search history.

(56) **References Cited**

U.S. PATENT DOCUMENTS

D351,126 S	*	10/1994	Manestar	.....	D12/594
D365,063 S	*	12/1995	Lurois et al.	.....	D12/601
D384,613 S		10/1997	Le et al.	.....	D12/146
D388,370 S		12/1997	Young et al.	.....	D12/146
D392,605 S		3/1998	Le et al.	.....	D12/146
D397,970 S	*	9/1998	Le et al.	.....	D12/580
D399,461 S	*	10/1998	Lurois et al.	.....	D12/601
D403,281 S		12/1998	Allen et al.	.....	D12/147
D405,734 S		2/1999	Robert et al.	.....	D12/147
D416,837 S	*	11/1999	Moore	.....	D12/600
D421,942 S	*	3/2000	Fierro et al.	.....	D12/594
D448,707 S		10/2001	Maziarka et al.	.....	D12/147
D451,860 S		12/2001	Schuster et al.	.....	D12/147
D452,199 S	*	12/2001	Robert et al.	.....	D12/594
D454,331 S	*	3/2002	Fierro et al.	.....	D12/594
D458,215 S	*	6/2002	Le	.....	D12/600
D459,696 S	*	7/2002	Robert et al.	.....	D12/594
D480,045 S		9/2003	Durand et al.	.....	D12/601
D485,231 S	*	1/2004	Nonaka	.....	D12/594

D497,875 S		11/2004	Le et al.	.....	D12/594
D500,288 S		12/2004	Maziarka et al.	.....	D12/601
D505,387 S	*	5/2005	Nonaka	.....	D12/600
D511,741 S		11/2005	Cazin-Bourguignon et al.	.....	D12/601
D517,470 S	*	3/2006	Welbes	.....	D12/594
D534,858 S		1/2007	Le et al.	.....	D12/553
D541,737 S		5/2007	Cazin-Bourguignon et al.	.....	D12/600

\* cited by examiner

Primary Examiner—Stacia Cadmus

(74) Attorney, Agent, or Firm—Richard B. O’Planick

(57) **CLAIM**

The ornamental design for a tire, as shown and described.

**DESCRIPTION**

FIG. 1 is a perspective view of a tire showing our new design, it being understood that the pattern repeats uniformly throughout the circumference of the tread;

FIG. 2 is a front elevational view thereof;

FIG. 3 is a right side elevational view thereof; the opposite side elevational view being identical thereto;

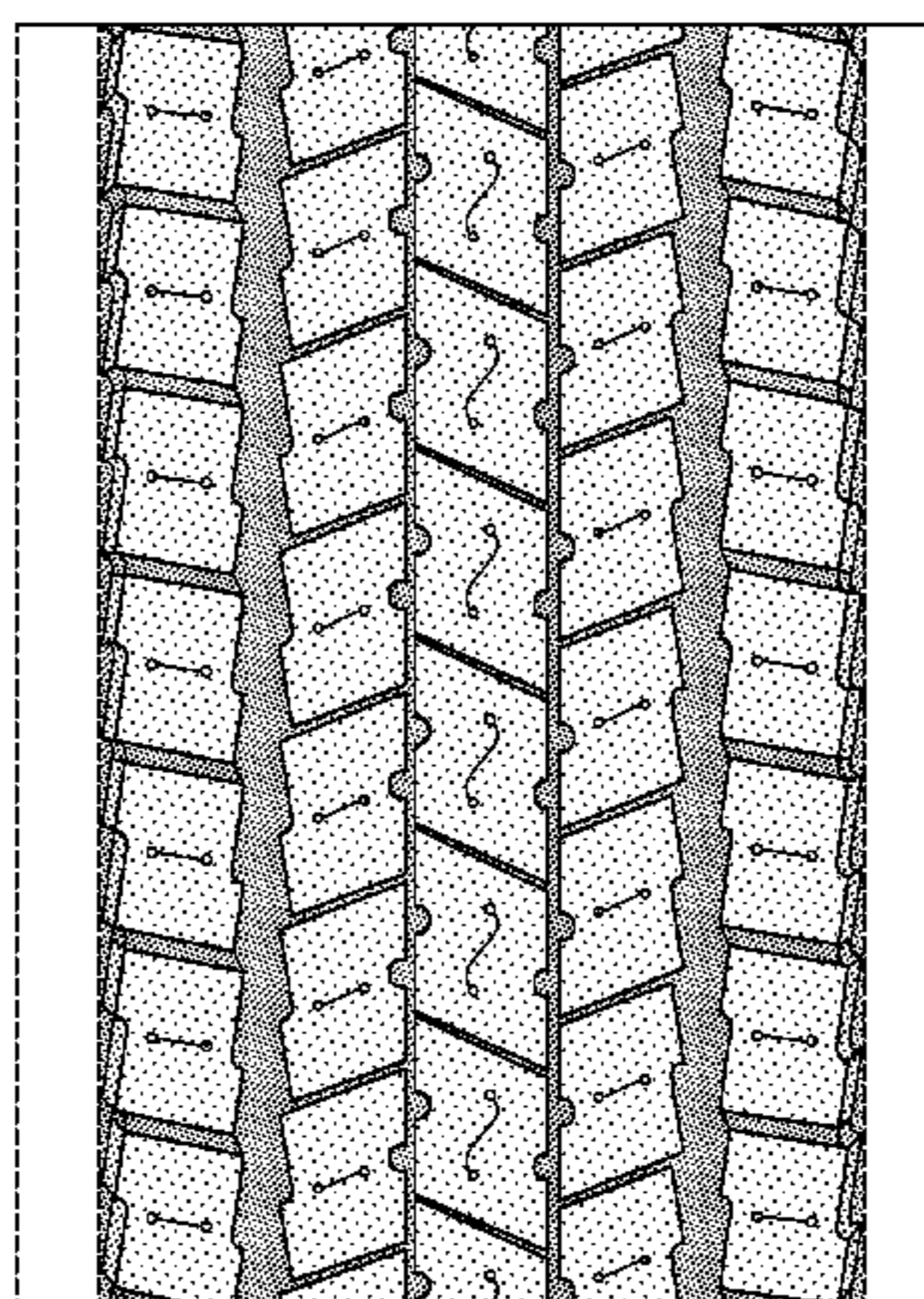
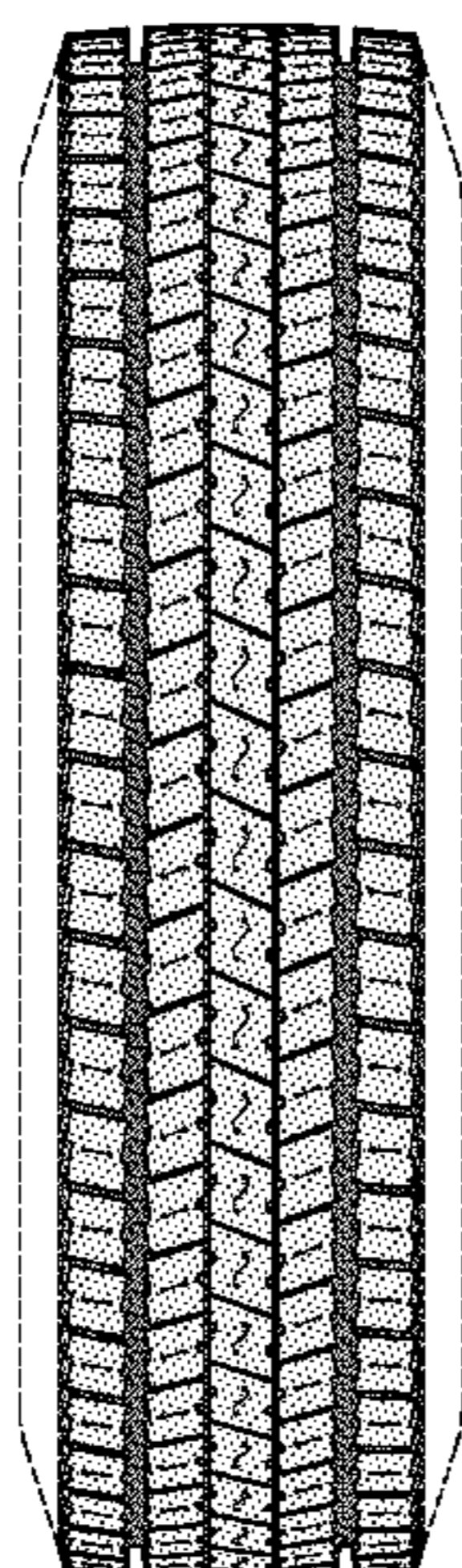
FIG. 4 is an enlarged fragmentary front elevational view thereof;

FIG. 5 is a perspective view of a second embodiment of a tire showing our new design, it being understood that the pattern repeats uniformly throughout the circumference of the tread and that the opposite side perspective view is identical thereto; and,

FIG. 6 is a front elevational view of a second embodiment, it being understood that an enlarged fragmentary view thereof would be substantially identical to that shown in FIG. 4, with the exception of the inclusion of the sidewall in solid lines.

In the drawings, the broken line showing of the sidewall, inner bead and the peripheral boundary between the tire tread and the sidewall in FIGS. 1 through 4 depict environmental subject matter and form no part of the claimed design.

**1 Claim, 6 Drawing Sheets**



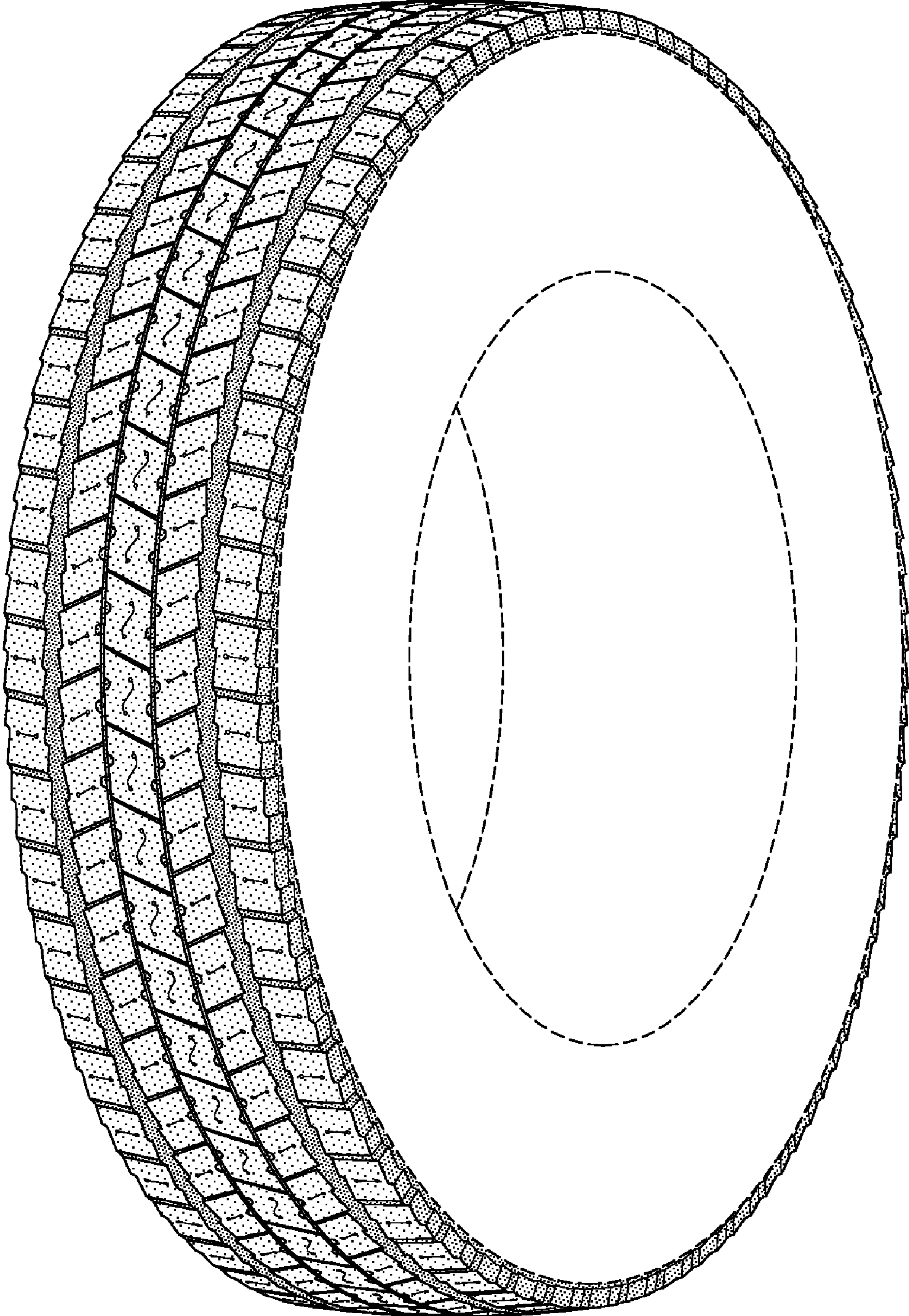


FIG-1



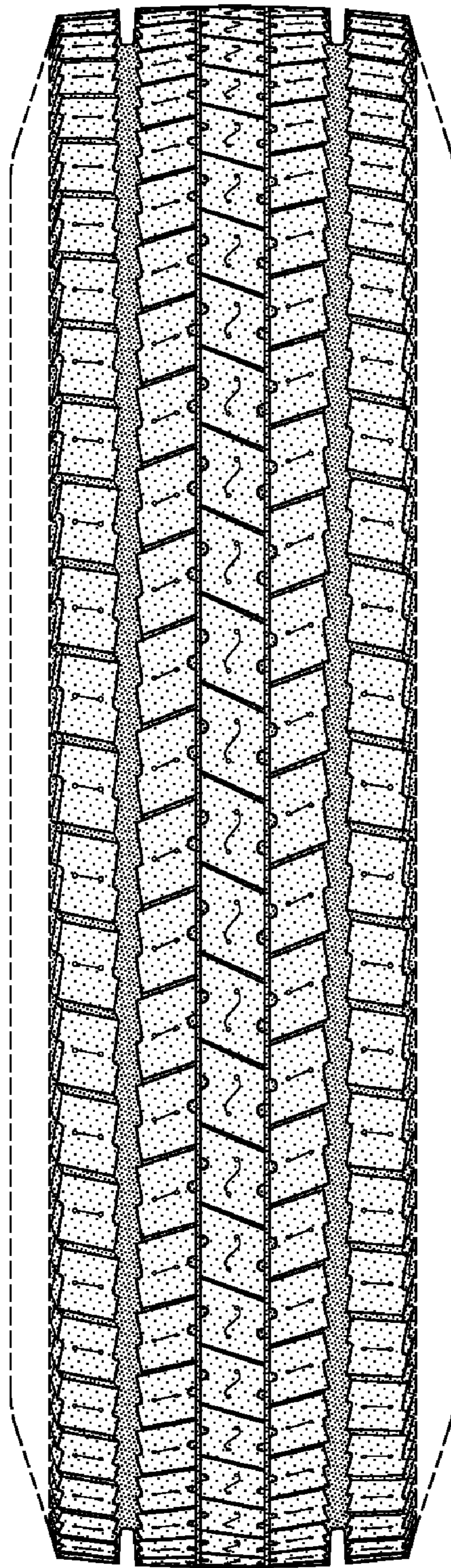


FIG-2

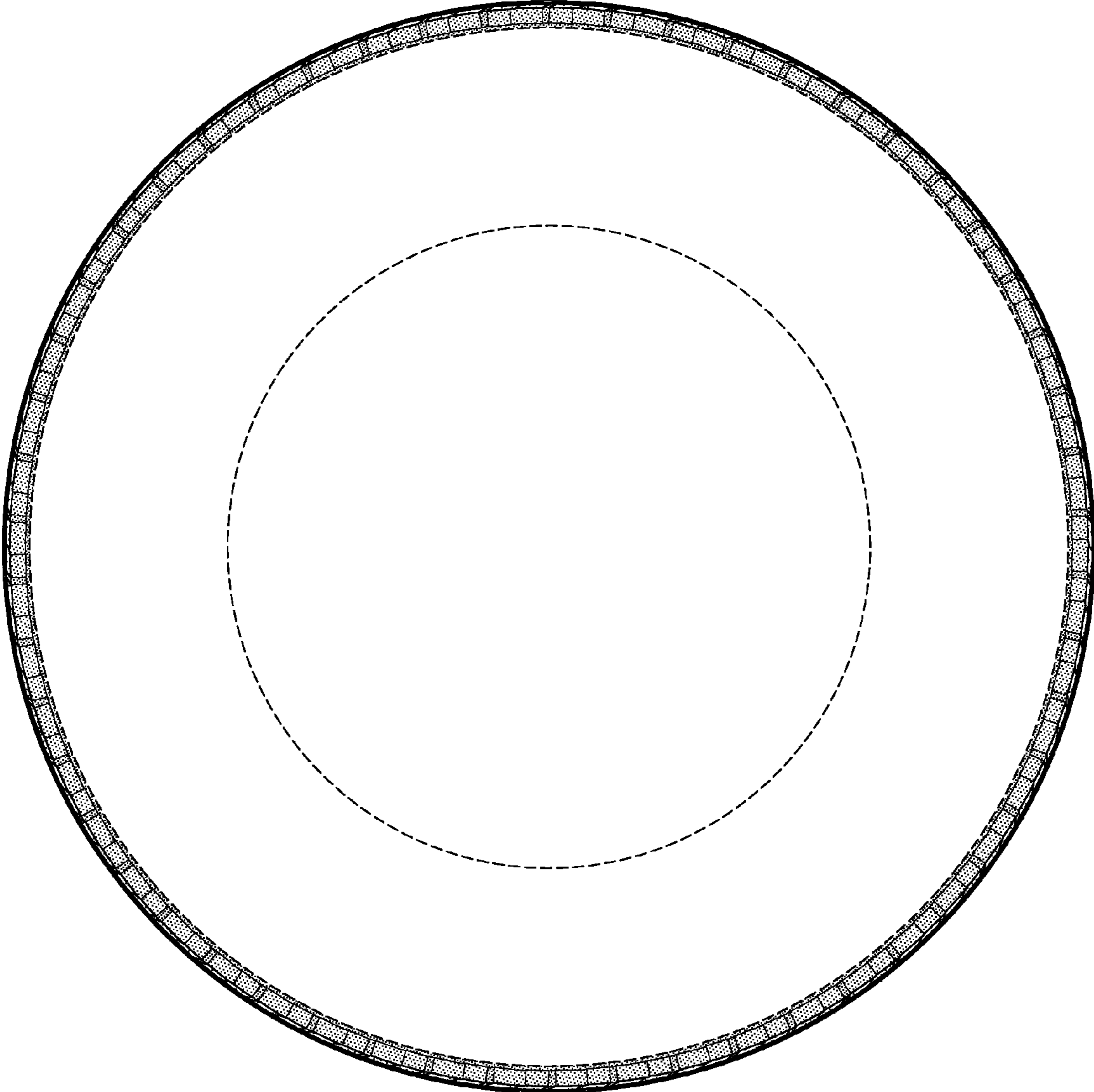


FIG-3

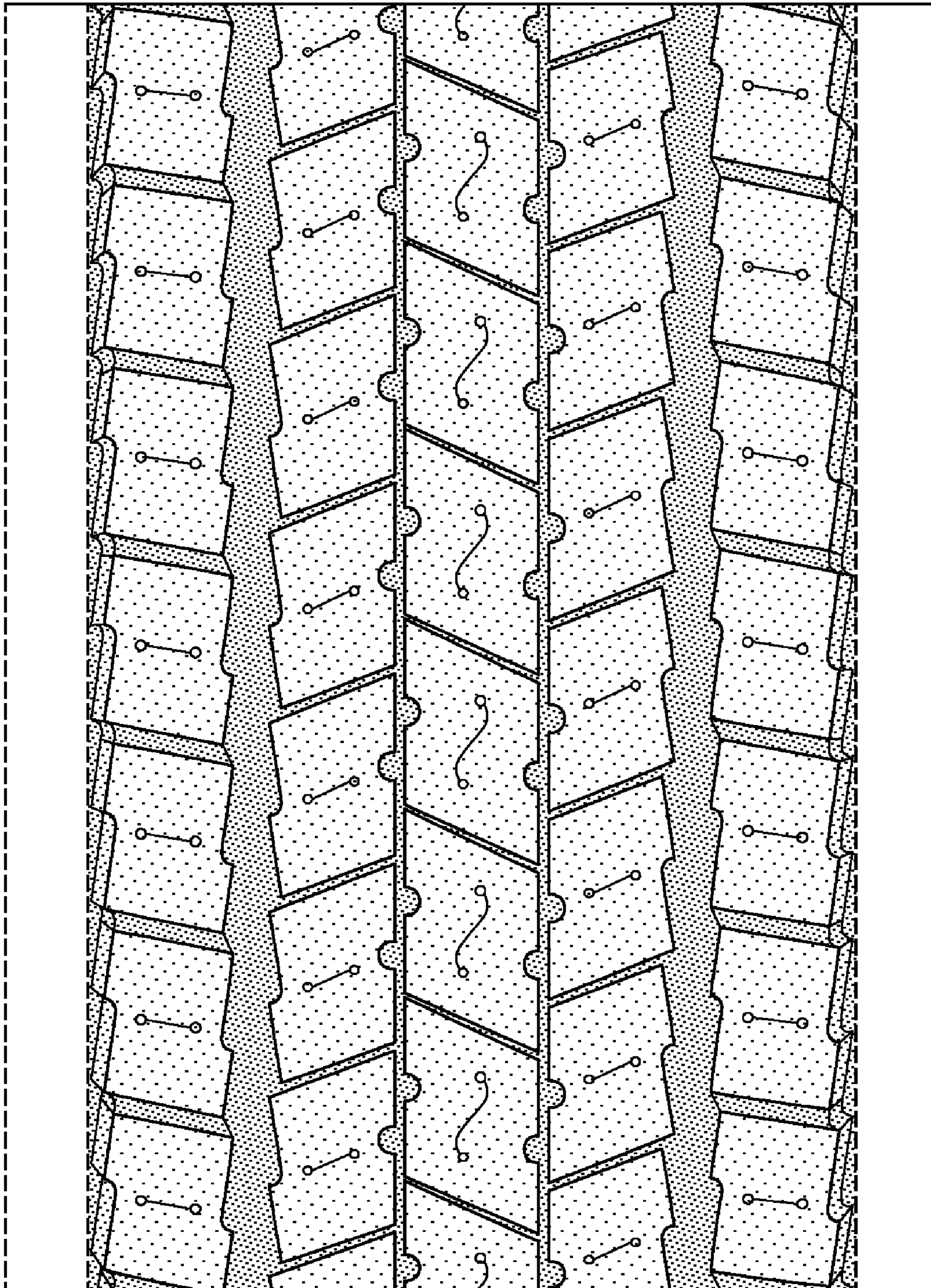


FIG-4





FIG-5

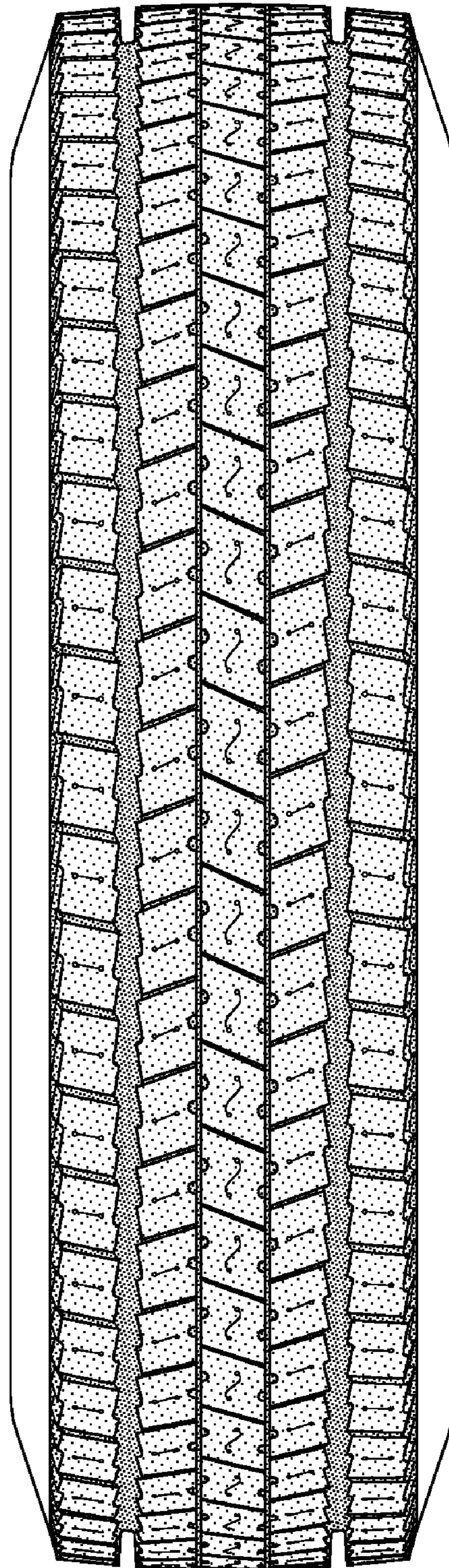


FIG-6