



US00D602848S

(12) **United States Design Patent**
Oohashi

(10) **Patent No.:** **US D602,848 S**

(45) **Date of Patent:** **** Oct. 27, 2009**

(54) **AUTOMOBILE TIRE**

(75) Inventor: **Toshiyuki Oohashi**, Osaka (JP)

(73) Assignee: **Toyo Tire & Rubber Co., Ltd.**, Osaka (JP)

(**) Term: **14 Years**

(21) Appl. No.: **29/281,933**

(22) Filed: **Jul. 6, 2007**

(51) **LOC (9) Cl.** **12-15**

(52) **U.S. Cl.** **D12/528**

(58) **Field of Classification Search** D12/500–502,
D12/505, 506, 510, 515, 517–519, 521–532,
D12/604, 605, 900; D21/563, 779; 152/209.1,
152/209.8, 209.9, 209.11, 209.16, 209.18,
152/209.25

See application file for complete search history.

(56) **References Cited**

U.S. PATENT DOCUMENTS

D380,998 S *	7/1997	Lassan et al.	D12/521
5,660,651 A *	8/1997	Diensthuber	152/209.8
D392,923 S *	3/1998	Cagneaux et al.	D12/521
D544,432 S *	6/2007	Fukunaga	D12/532
D590,765 S *	4/2009	Matsumoto	D12/519

OTHER PUBLICATIONS

Michelin XDN2 Tire, 2005 Tread Design Guide, p. 123, Row 2, Item 5.*

* cited by examiner

Primary Examiner—Caron Veynar

Assistant Examiner—Garth Rademaker

(74) *Attorney, Agent, or Firm*—Westerman, Hattori, Daniels & Adrian, LLP

(57) **CLAIM**

The ornamental design for an automobile tire, as shown and described.

DESCRIPTION

FIG. 1 is a front view of an automobile tire;

FIG. 2 is a rear view thereof;

FIG. 3 is a left side view thereof;

FIG. 4 is a right side view thereof;


FIG. 5 is a perspective view thereof;

FIG. 6 is a front view thereof, shown with a portion of the groove area shown in black; and,

FIG. 7 is a cross-section view thereof, taken along line 7—7 in FIG. 6 and shown at an enlarged scale.

The broken lines depict environmental subject matter only and form no part of the claimed design.

1 Claim, 7 Drawing Sheets






FIG. 1




FIG.2

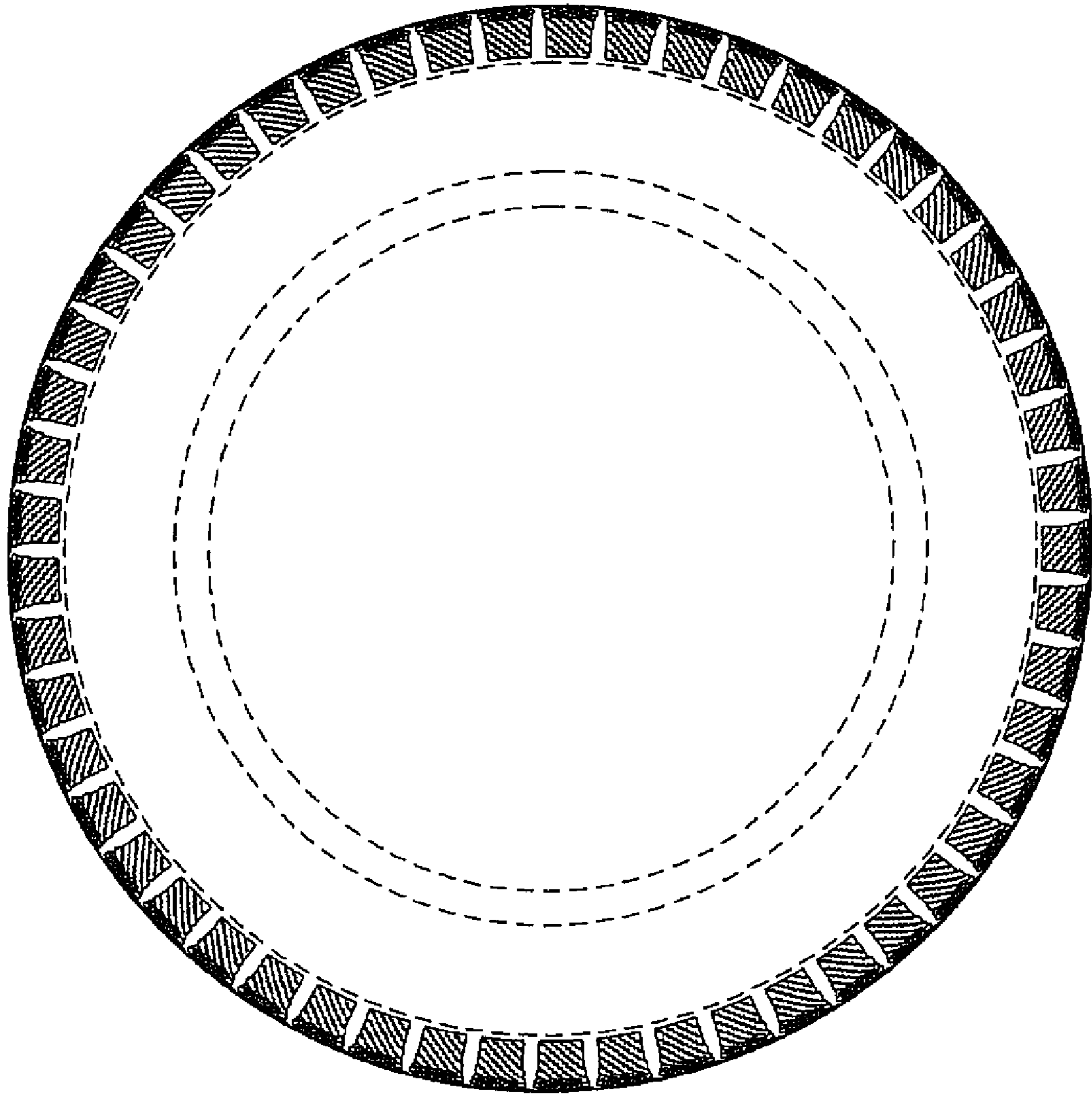


FIG.3

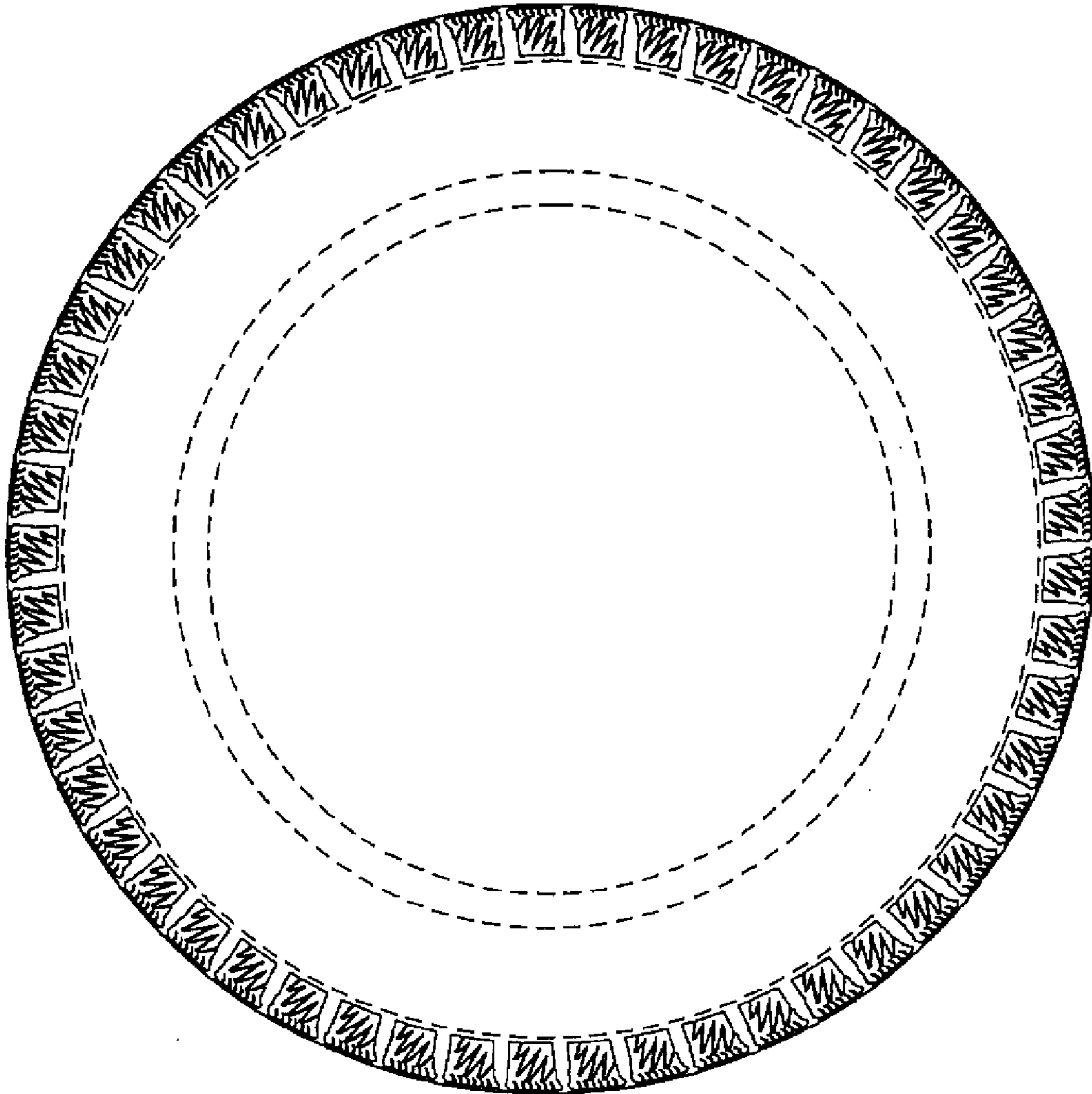


FIG.4

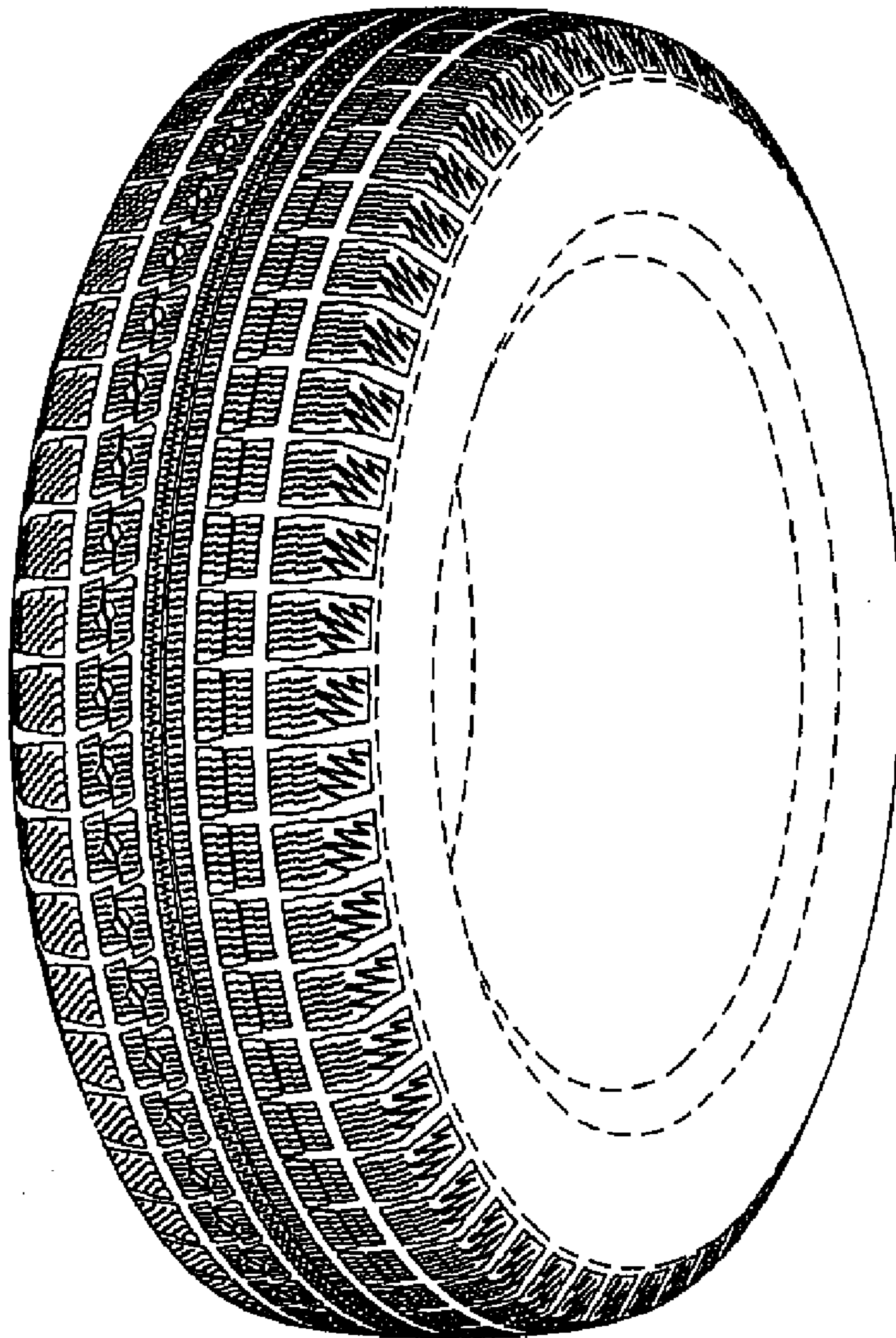


FIG. 5

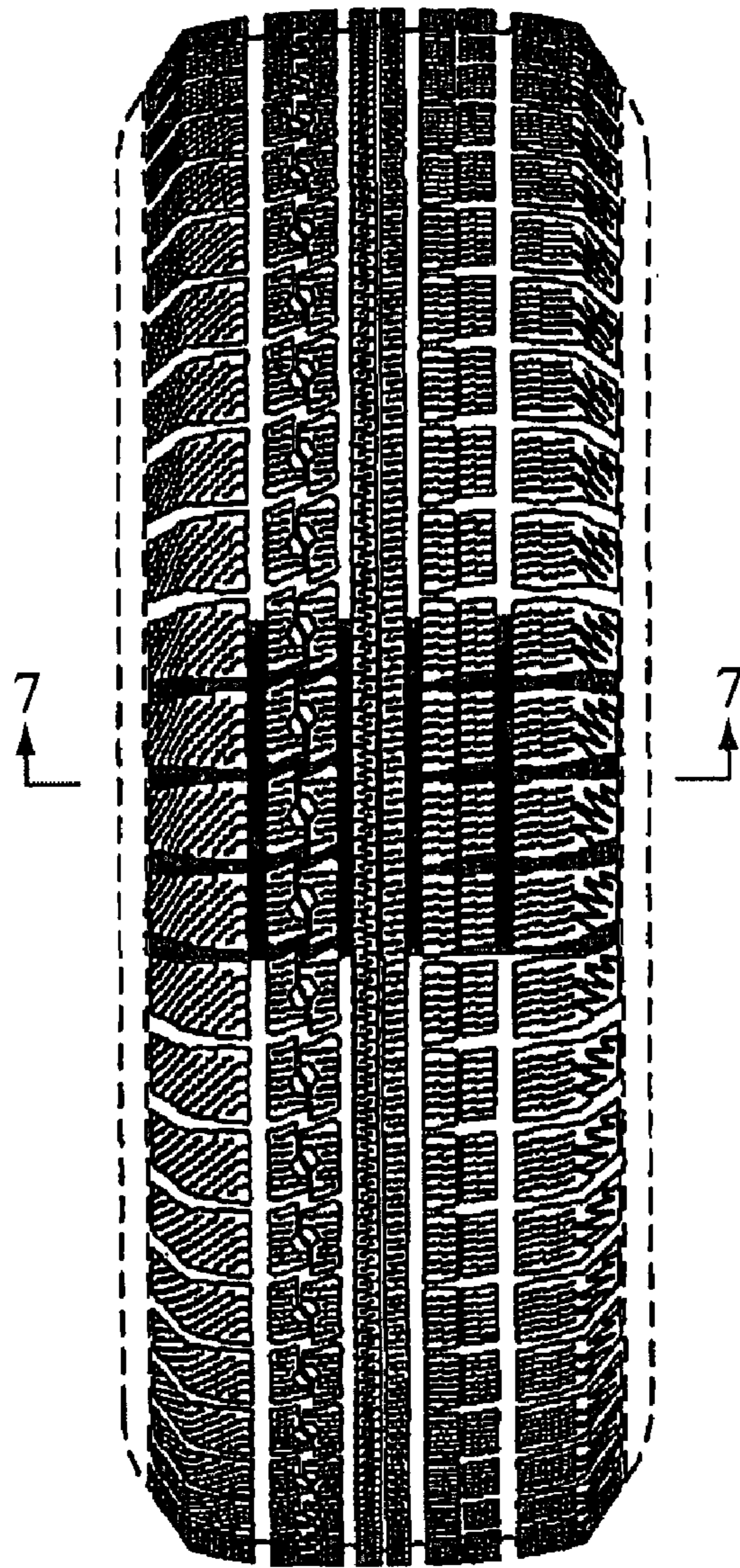


FIG. 6

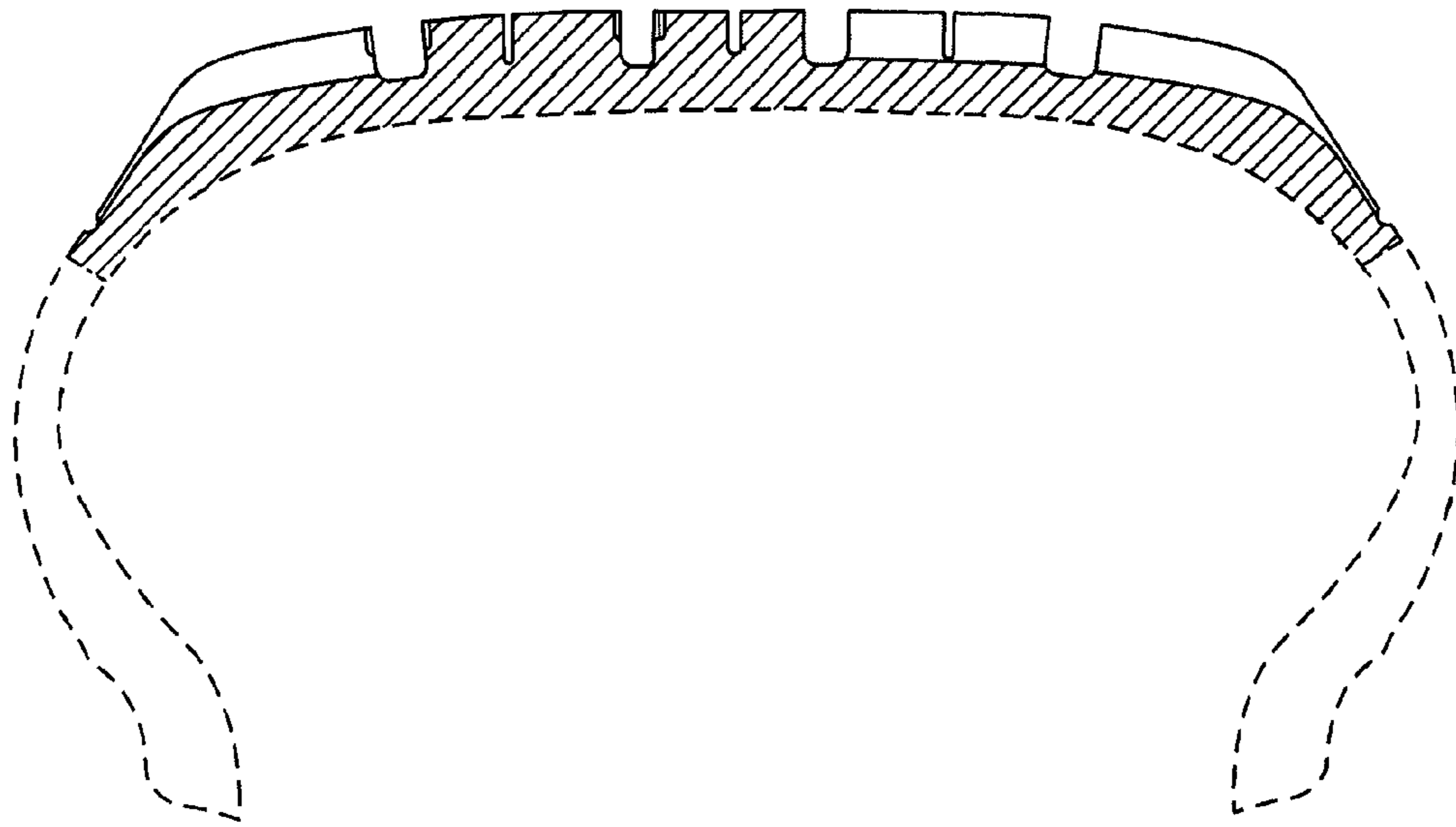


FIG.7