



US00D602838S

(12) **United States Design Patent**  
**Yang**

(10) **Patent No.:** **US D602,838 S**

(45) **Date of Patent:** **\*\* Oct. 27, 2009**

(54) **COVER FOR AIR BAG**

(76) Inventor: **Chou-Lian Yang**, No. 117, Shang-an Rd., Situn District, Taichung City 407 (TW)

(\*\*) Term: **14 Years**

(21) Appl. No.: **29/302,111**

(22) Filed: **Jan. 10, 2008**

(51) **LOC (9) Cl.** ..... **12-16**

(52) **U.S. Cl.** ..... **D12/400**

(58) **Field of Classification Search** ..... D12/400, D12/415, 421, 178, 179, 190, 196, 223, 93, D12/100; 224/923; D6/552; 211/100; D8/14, D8/300, 303, 89, 307, 313, 314-320; 296/146.1; 16/110.1, 436; 294/15, 19.1  
See application file for complete search history.

(56) **References Cited**

**U.S. PATENT DOCUMENTS**

3,506,216	A *	4/1970	Delamater	.....	406/188
D289,143	S *	4/1987	Guillaume	.....	D9/501
5,102,020	A *	4/1992	Walker et al.	.....	224/29.5
D362,022	S *	9/1995	Larson	.....	D19/89
D386,536	S *	11/1997	Borgen	.....	D20/43
D446,672	S *	8/2001	Sanders	.....	D6/552
D464,217	S *	10/2002	Clarke et al.	.....	D6/472
6,615,687	B2 *	9/2003	Bendetti et al.	.....	74/551.9
6,644,606	B1 *	11/2003	Seidel	.....	248/220.41

D540,394 S \* 4/2007 Simasko ..... D20/43  
D557,540 S \* 12/2007 Maycock ..... D6/552  
D587,762 S \* 3/2009 Zeyfang ..... D20/42

\* cited by examiner

*Primary Examiner*—Caron Veynar

*Assistant Examiner*—Katrina A Kile

(74) *Attorney, Agent, or Firm*—Alan Kamrath; Kamrath & Associates PA

(57) **CLAIM**

The ornamental design for a cover for air bag, as shown and described.

**DESCRIPTION**

FIG. 1 is a perspective view of a cover for air bag in accordance with my design;

FIG. 2 is a front view thereof;

FIG. 3 is a rear view thereof;

FIG. 4 is a left view thereof;

FIG. 5 is a right view thereof;


FIG. 6 is a top view thereof;

FIG. 7 is a bottom view thereof; and,

FIG. 8 is a perspective view thereof shown in an alternate position.

The broken lines in FIG. 8 show an air bag and a supporting rod contained therein and form no part of the claimed design.

**1 Claim, 5 Drawing Sheets**



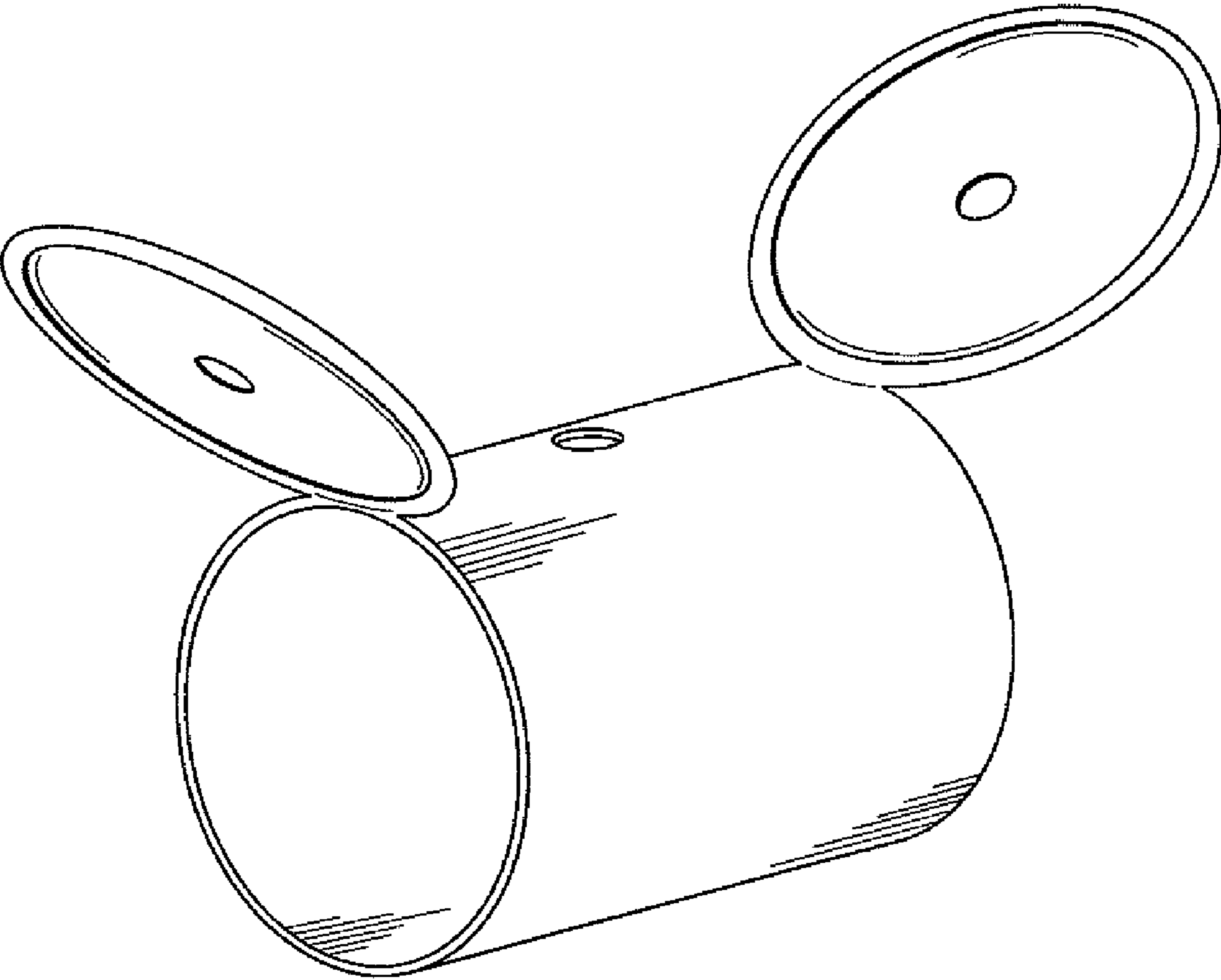


FIG. 1

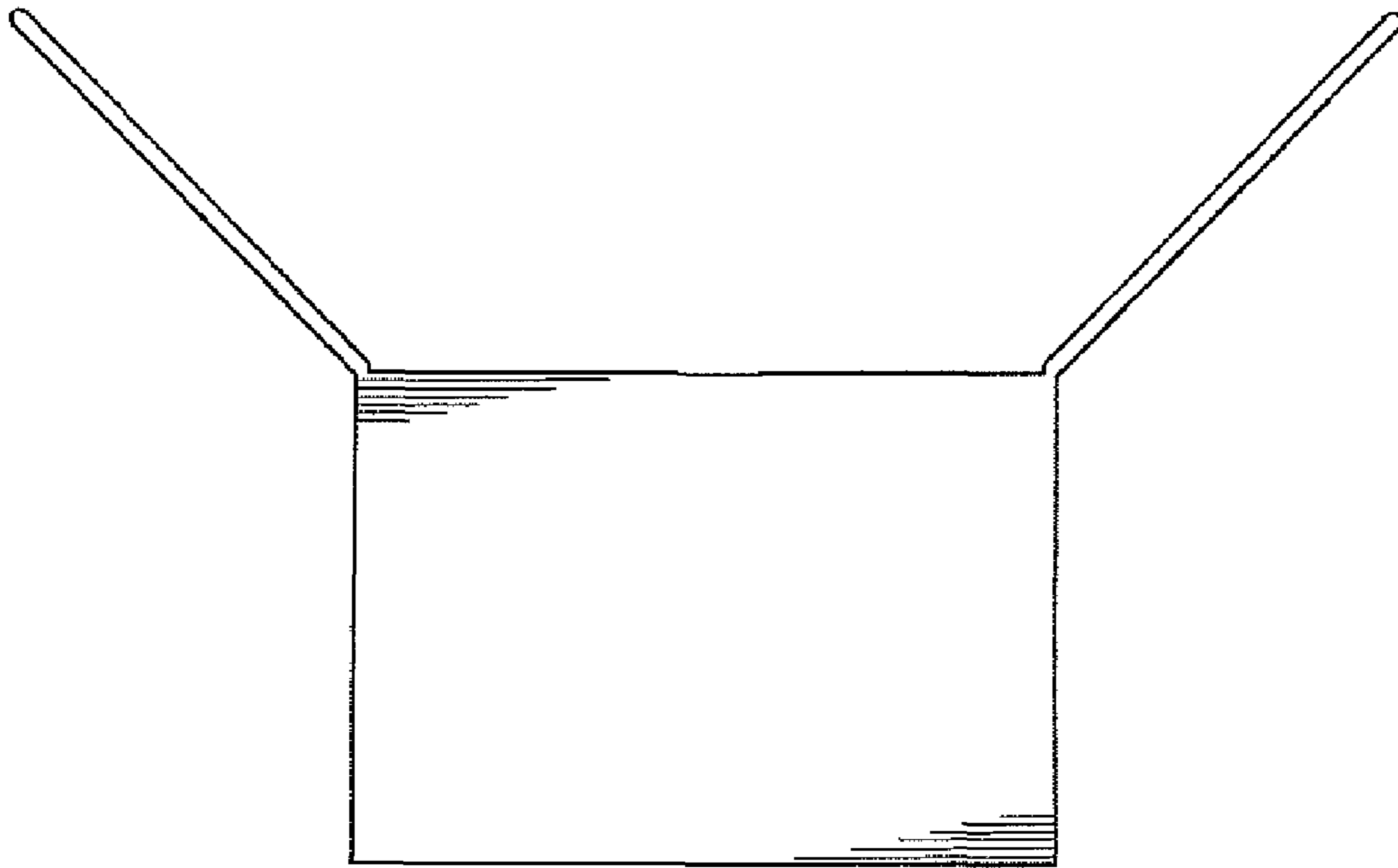


FIG. 2

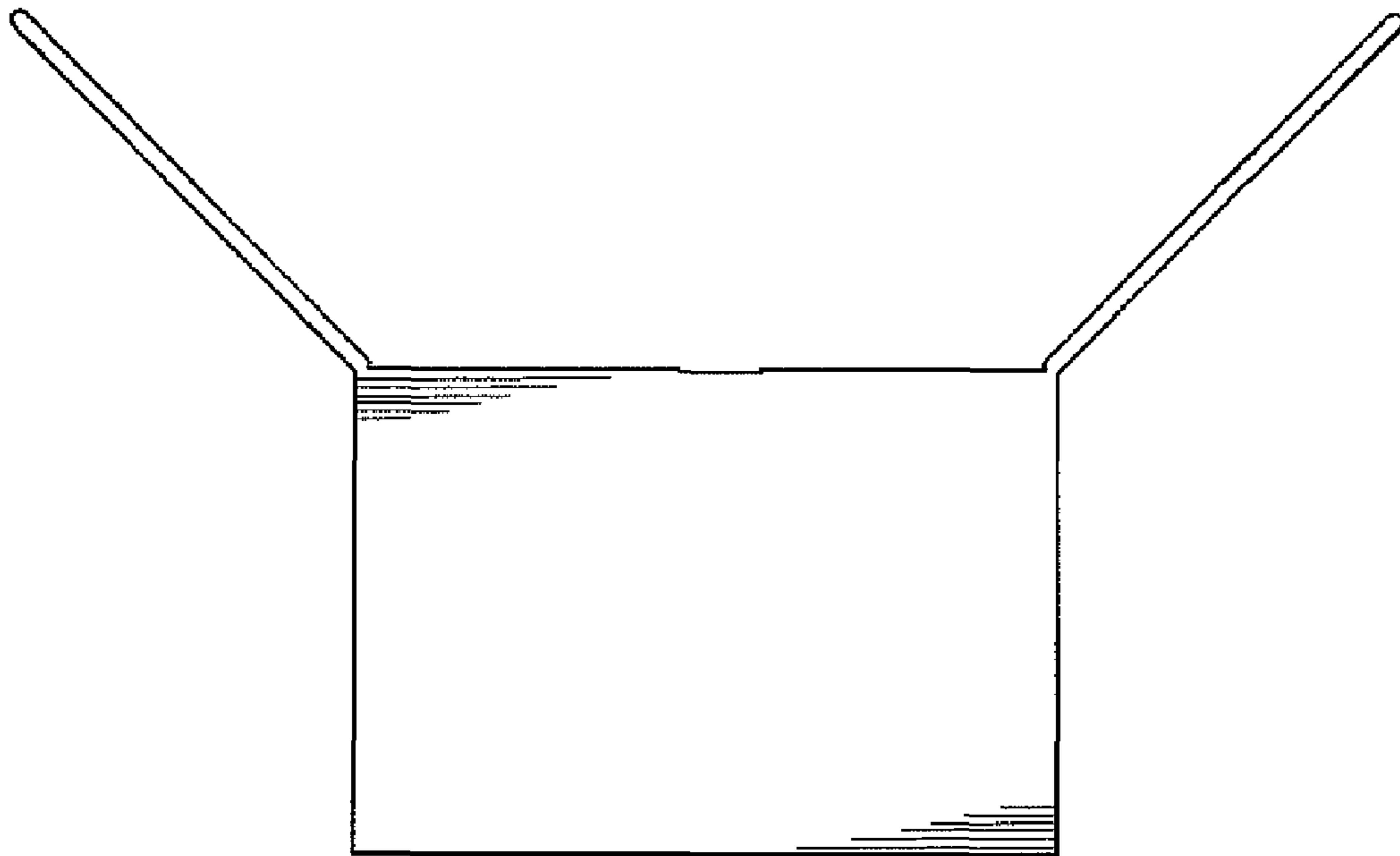


FIG. 3

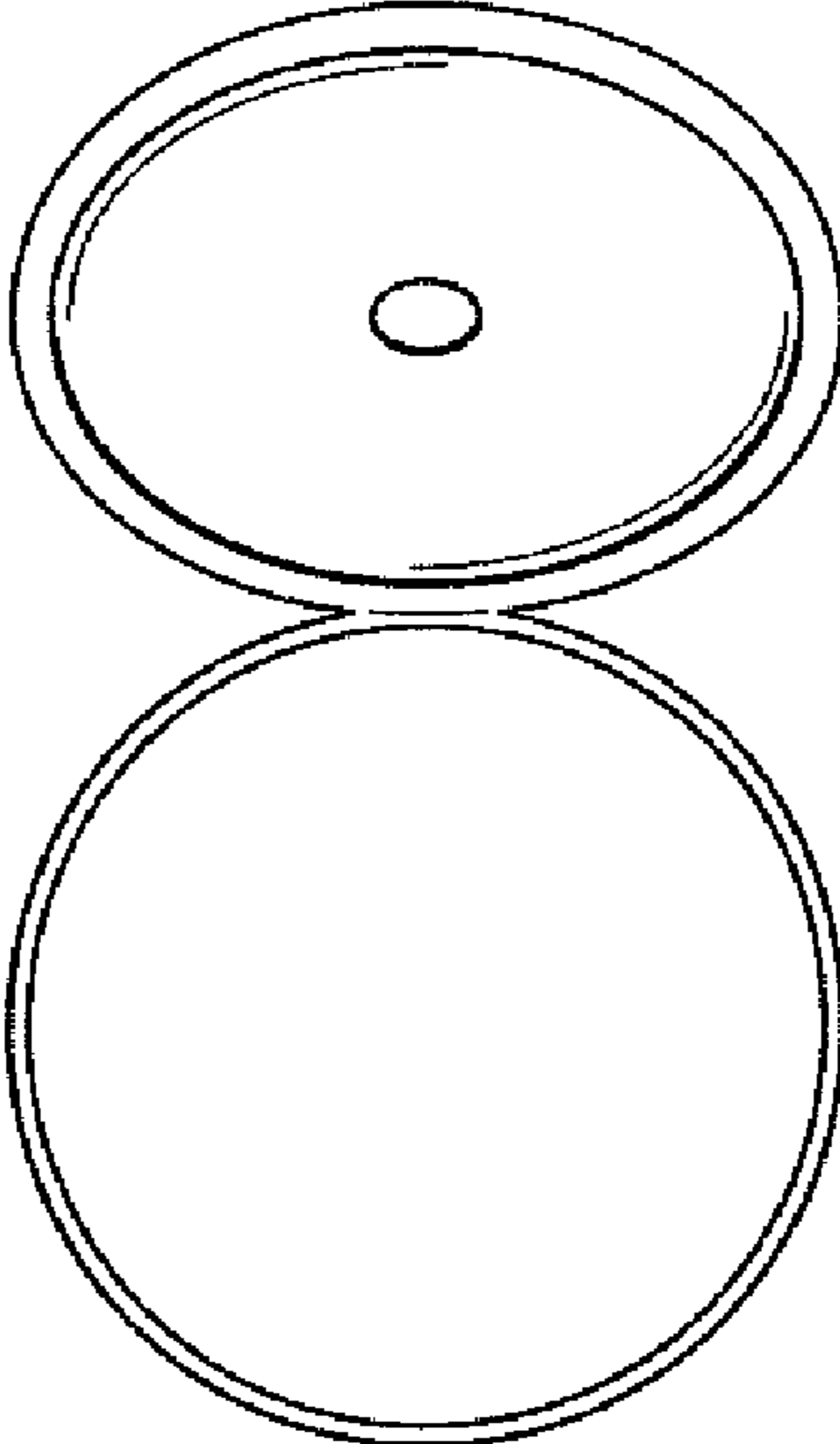


FIG. 4




FIG. 5

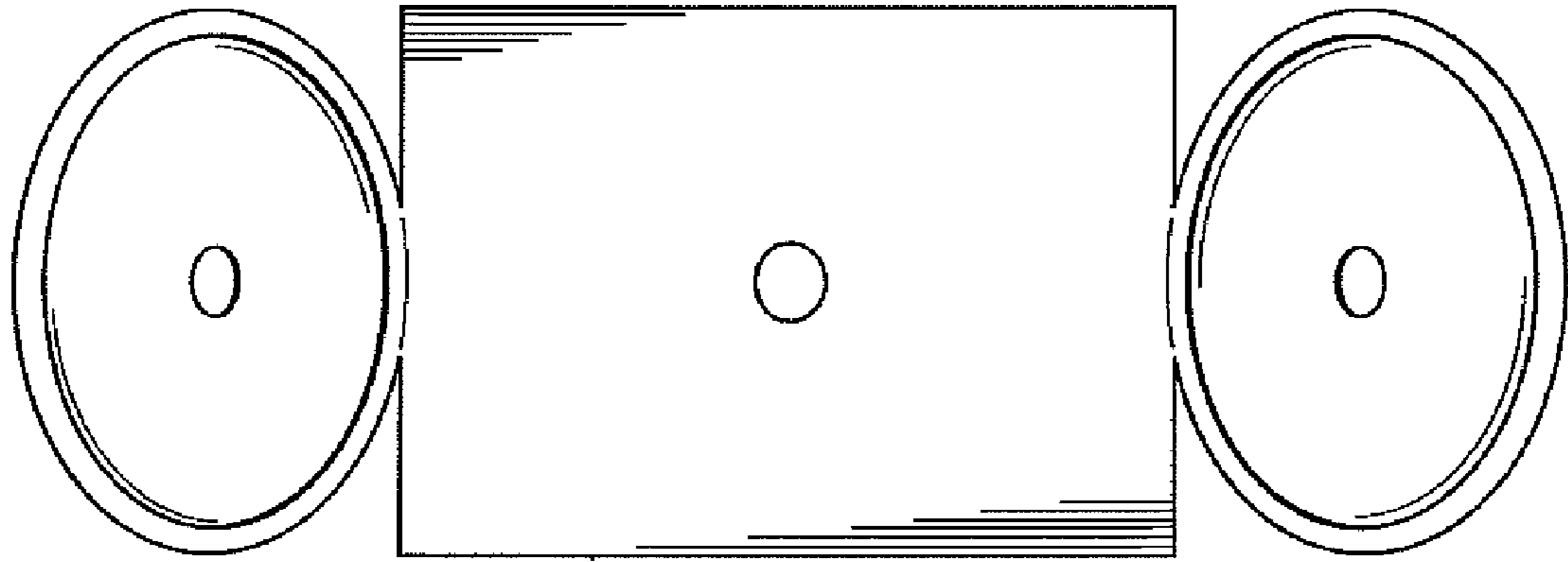


FIG. 6




FIG. 7

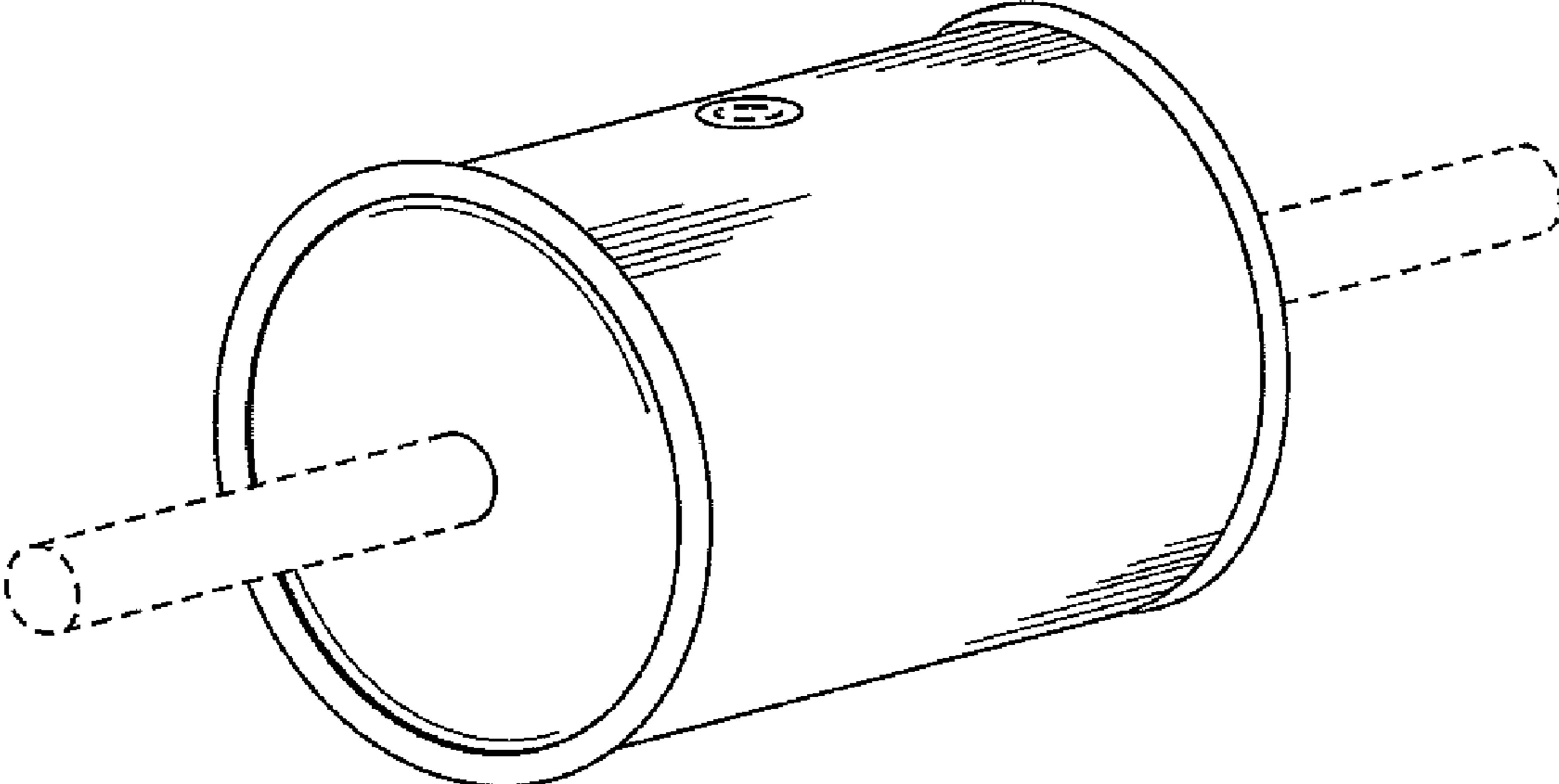


FIG. 8