

US00D602828S

(12) **United States Design Patent**  
**Sunbeam**

(10) **Patent No.:** **US D602,828 S**  
(45) **Date of Patent:** **\*\* Oct. 27, 2009**

(54) **FENDER/MUDGUARD**

(76) **Inventor:** **Gary Frederick Sunbeam, 40**  
Dartmouth Road, Chorlton-cum-Hardy,  
Manchester (GB) M21 8XJ

(\*\*) **Term:** **14 Years**

(21) **Appl. No.:** **29/294,854**

(22) **Filed:** **Jan. 29, 2008**

(30) **Foreign Application Priority Data**

Aug. 20, 2007 (EM) ..... 000776331-0002

(51) **LOC (9) Cl.** ..... **12-16**

(52) **U.S. Cl.** ..... **D12/186; D12/184**

(58) **Field of Classification Search** ..... D12/190–192,  
D12/181, 184–186, 114, 501, 208, 204, 213;  
280/152.1, 847–849, 851, 852; 293/105;  
296/185; 180/84, 219, 225, 229, 233, 311,  
180/312, 223, 210–217

See application file for complete search history.

(56) **References Cited**

**U.S. PATENT DOCUMENTS**

D47,817 S *	9/1915	Green	.....	D12/186
D58,246 S *	6/1921	McCauley	.....	D12/186
D104,292 S *	4/1937	Pawsat	.....	D12/186
D104,293 S *	4/1937	Pawsat	.....	D12/186
D118,828 S *	2/1940	Morgan	.....	D12/118
D162,964 S *	4/1951	Kranz	.....	D12/186
D163,462 S *	5/1951	Kranz	.....	D12/186
D237,961 S *	12/1975	Petty	.....	D12/186
D461,436 S *	8/2002	Stickles et al.	.....	D12/190
D482,304 S *	11/2003	Song	.....	D12/186

D489,300 S *	5/2004	Chang et al.	.....	D12/186
D499,994 S *	12/2004	Sugimoto et al.	.....	D12/186
D545,253 S *	6/2007	Jones	.....	D12/184

\* cited by examiner

*Primary Examiner*—Robert M Spear

*Assistant Examiner*—Cynthia Underwood

(74) *Attorney, Agent, or Firm*—Wiggin and Dana LLP

(57) **CLAIM**

The ornamental design for a fender/mudguard, as shown and described.

**DESCRIPTION**

The present application also corresponds to co-pending U.S. Design applications having the Ser. Nos. 29/294,855; 29/294,853; and 29/294,856, all entitled “Fender/Mudguard”, all having the same inventor, and all filed on even date.

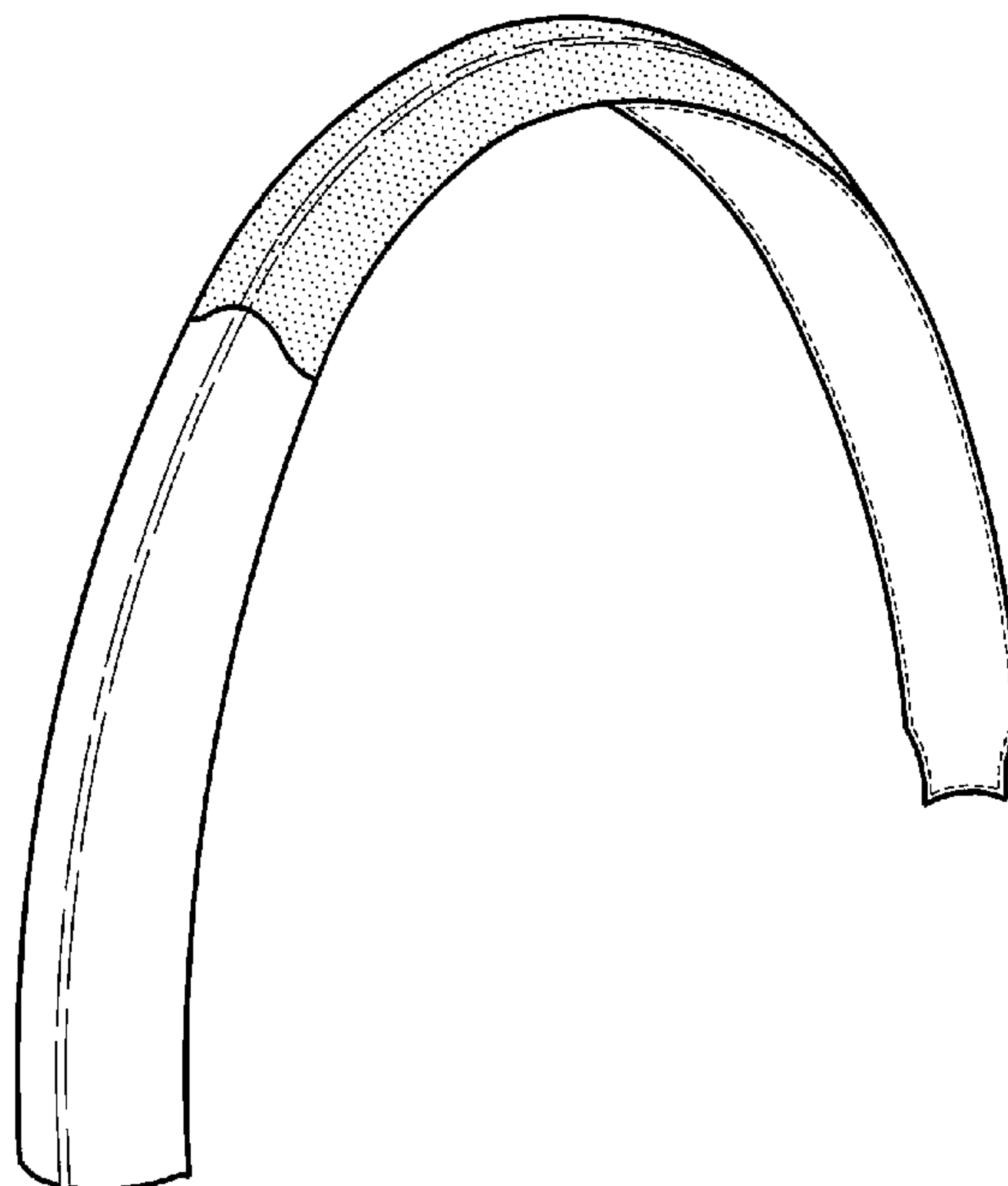
FIG. 1 is an enlarged, fragmentary view of a fender/mudguard showing a two-toned design in accordance with the invention, and being a projection of the three-dimensional fender/mudguard of FIG. 2 onto a plane containing line 1—1 from FIG. 2 and the centerline CL from FIG. 2;

FIG. 2 is a front view of a fender/mudguard having a two-toned design;

FIG. 3 is a front perspective view, wherein the interior portion of the fender/mudguard, the visible portion of which lies inside the dashed line, does not form part of the claimed design; and,

FIG. 4 is a side view, the opposite side being a mirror image thereof, of a fender/mudguard having a two-toned design.

**1 Claim, 4 Drawing Sheets**



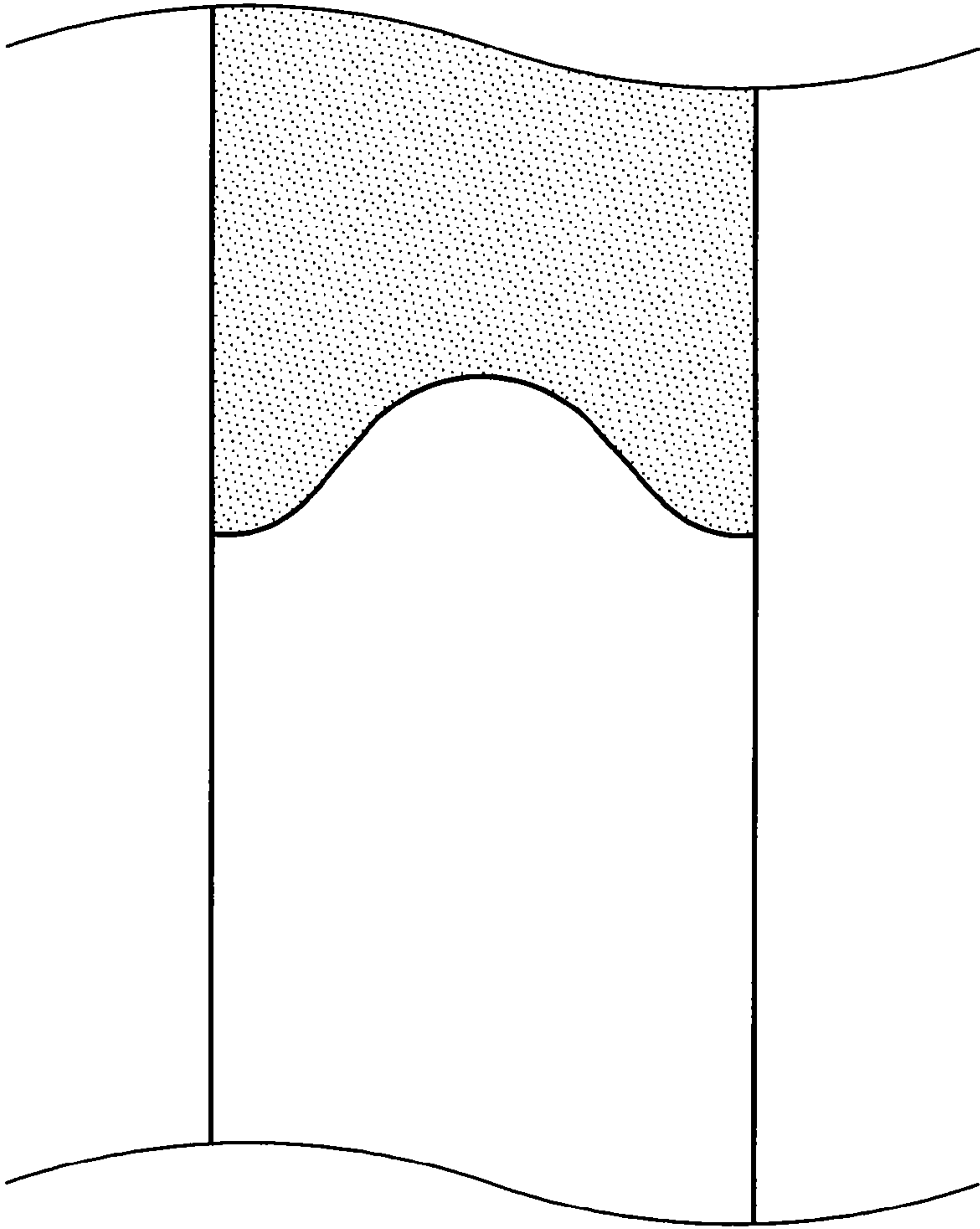


FIG. 1

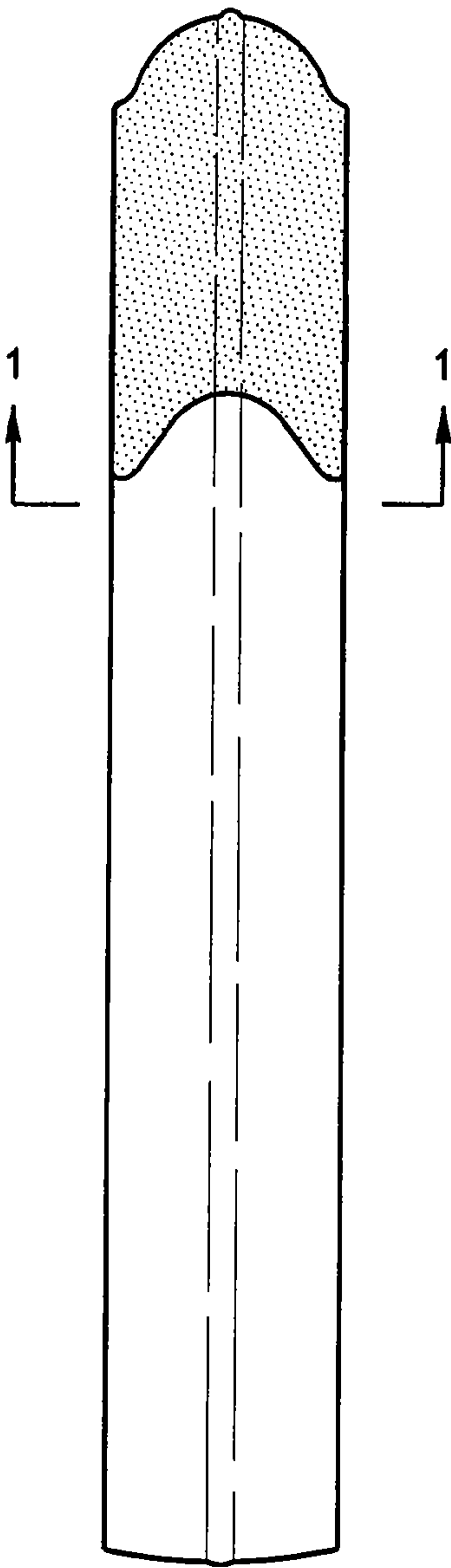


FIG. 2

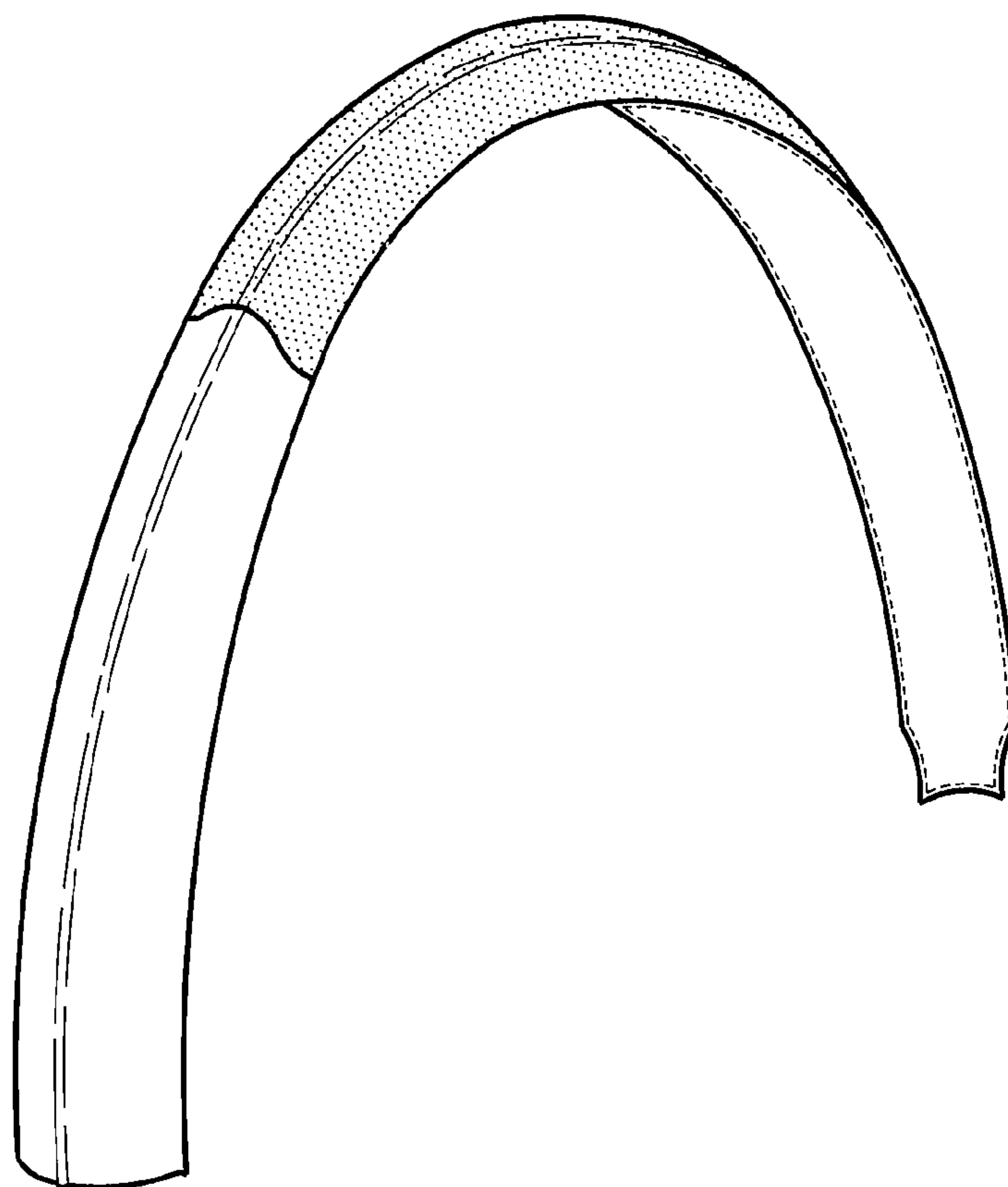


FIG. 3

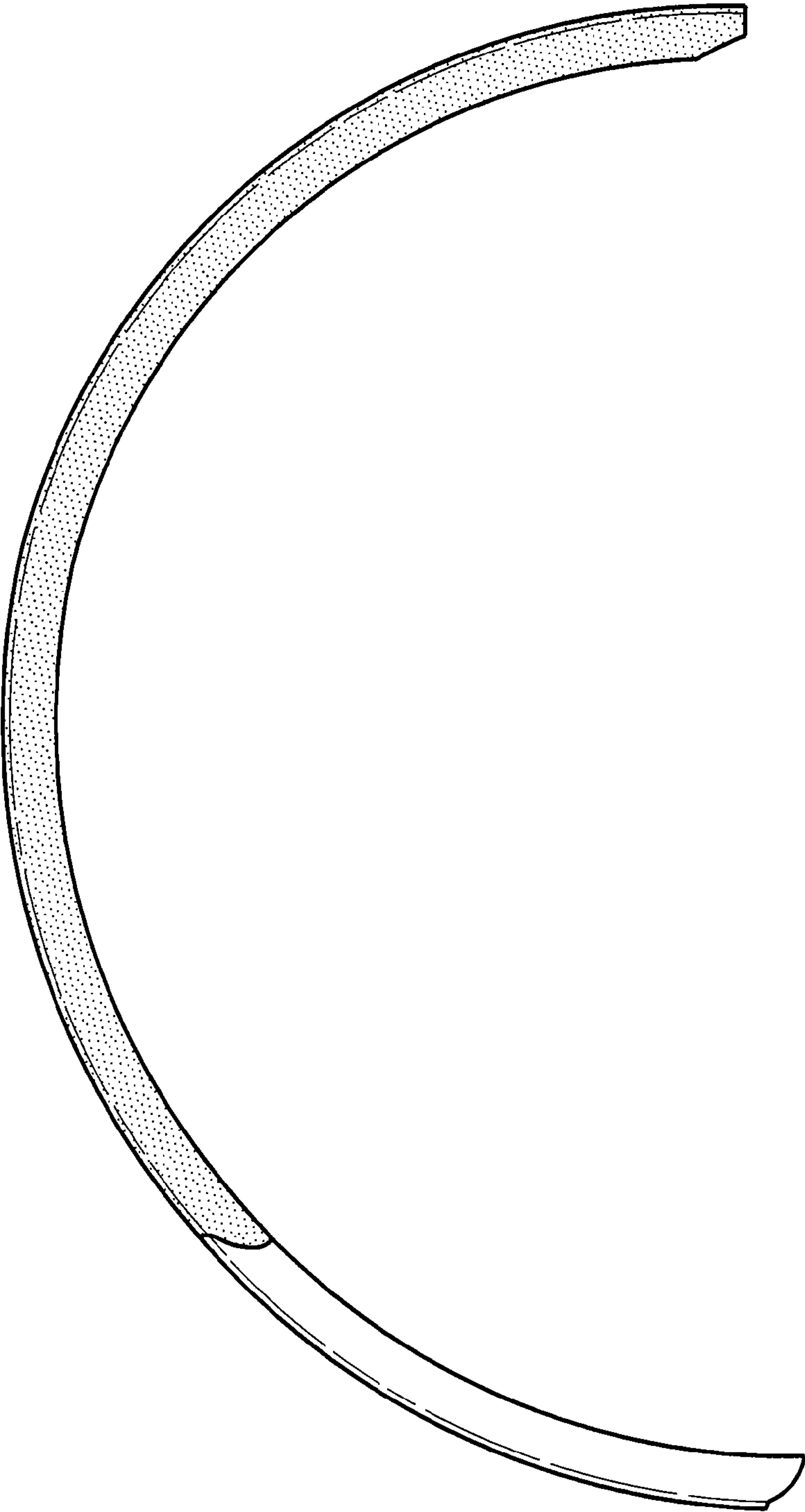


FIG. 4