



US00D602821S

(12) **United States Design Patent**  
**Tada et al.**

(10) **Patent No.:** **US D602,821 S**  
(45) **Date of Patent:** **\*\* Oct. 27, 2009**

(54) **FRONT PORTION OF AN AUTOMOBILE**

D585,341 S \* 1/2009 Sonoda et al. .... D12/164

(75) Inventors: **Hiroyuki Tada**, Nagoya (JP); **Katsuhiko Inatomi**, Anjo (JP); **Hideaki Iida**, Toyota (JP)

(73) Assignee: **Toyota Jidosha Kabushiki Kaisha**, Toyota-shi (JP)

(\*\*) Term: **14 Years**

(21) Appl. No.: **29/306,348**

(22) Filed: **Apr. 8, 2008**

(30) **Foreign Application Priority Data**

Oct. 9, 2007	(JP)	.....	2007-027542
Oct. 9, 2007	(JP)	.....	2007-027545
Oct. 9, 2007	(JP)	.....	2007-027547

(51) **LOC (9) Cl.** ..... **12-16**

(52) **U.S. Cl.** ..... **D12/164; D12/196**

(58) **Field of Classification Search** ..... D12/164,  
D12/196, 90-92, 86; 296/181.1, 181.5  
See application file for complete search history.

(56) **References Cited**

**U.S. PATENT DOCUMENTS**

D501,645 S	2/2005	Hosoda et al.	
D505,359 S	5/2005	Suzuki et al.	
D512,000 S	11/2005	Suzuki et al.	
D531,547 S	11/2006	Hiruta et al.	
D531,935 S	11/2006	Matsumoto et al.	
D547,699 S	7/2007	Okazaki et al.	
D559,163 S *	1/2008	Okamoto et al. ....	D12/164
D563,839 S *	3/2008	Tada et al. ....	D12/164
D572,636 S *	7/2008	Hayashi et al. ....	D12/164

**OTHER PUBLICATIONS**

BMW M3 Coupe, www.netcarshow.com, Sep. 14, 2007.  
Lexus ES350, www.lexus.com, by Toyota Motor Sales, USA, Inc., Sep. 12, 2007.  
Lexus RX 400h, www.lexus.com, by Toyota Motor Sales, USA, Inc., Sep. 14, 2007.  
Mazda CX9, www.mazdausa.com, by Mazda North American Operations, Sep. 12, 2007.  
Toyota Camry, www.toyota.com, by Toyota Motor Sales, USA, Inc., Sep. 12, 2007.

\* cited by examiner

*Primary Examiner*—Melody N Brown

(74) *Attorney, Agent, or Firm*—Finnegan, Henderson, Farabow, Garrett & Dunner, LLP

(57) **CLAIM**

The ornamental design for a front portion of an automobile, as shown and described.

**DESCRIPTION**

FIG. 1 is a front, perspective view of a front portion of an automobile thereof showing our new design;

FIG. 2 is a rear perspective view thereof;

FIG. 3 is a front view thereof;

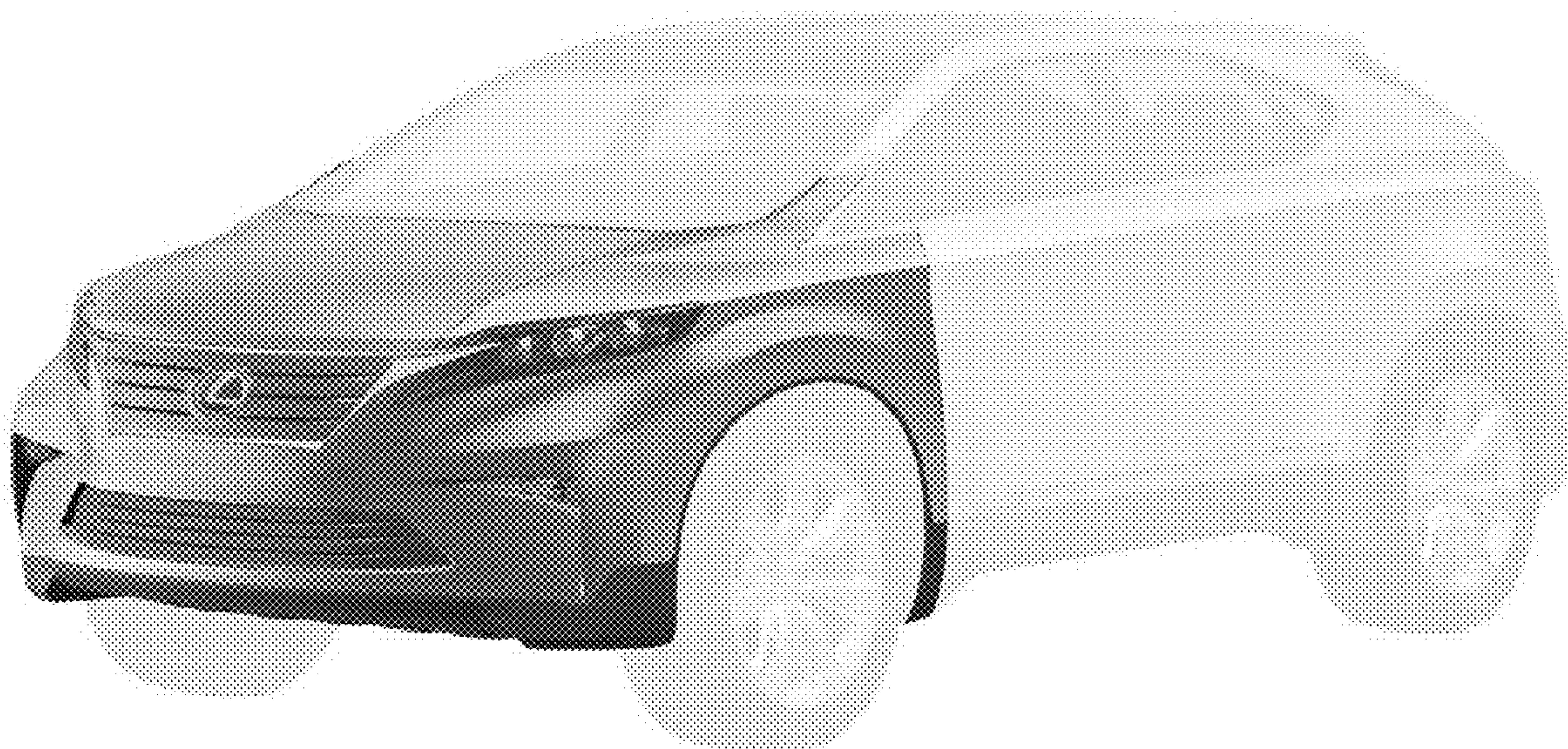
FIG. 4 is a rear view thereof;

FIG. 5 is a top plan thereof; and,

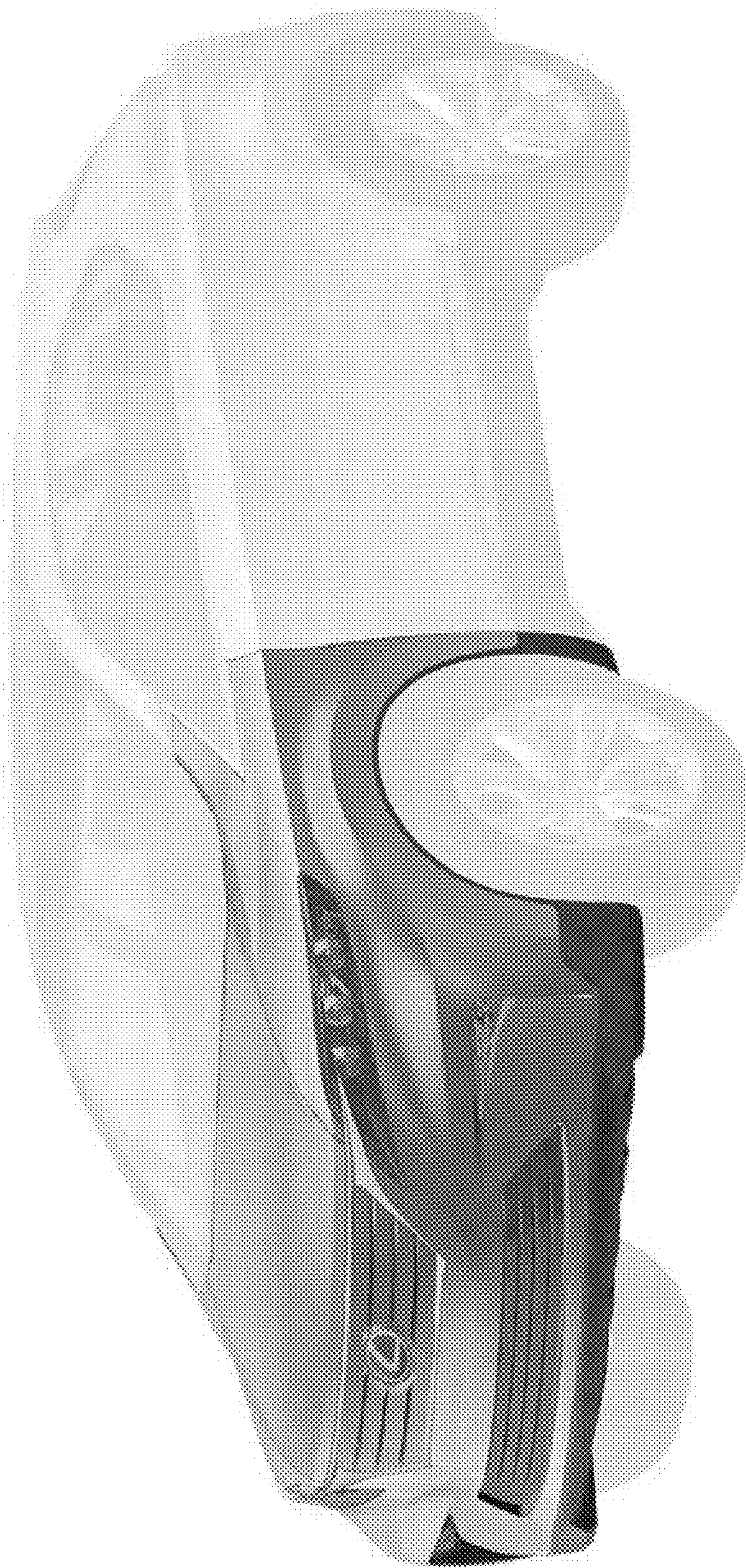
FIG. 6 is a right side view thereof, the left side view being a mirror image of FIG. 6.

The lighter contrast portion of the automobile in the photographs is shown to illustrate environment and forms no part of the claimed design.

**1 Claim, 5 Drawing Sheets**









**FIG. 1**






**FIG. 2**




**FIG. 4**




**FIG. 3**





**FIG. 5**





**FIG. 6**

UNITED STATES PATENT AND TRADEMARK OFFICE  
**CERTIFICATE OF CORRECTION**

PATENT NO. : Des. 602,821 S  
APPLICATION NO. : 29/306348  
DATED : October 27, 2009  
INVENTOR(S) : Hiroyuki Tada et al.

Page 1 of 1

It is certified that error appears in the above-identified patent and that said Letters Patent is hereby corrected as shown below:


Title Page should read

(30) Foreign Application Priority Data

Oct. 9, 2007	(JP)	2007-027542
<del>Oct. 9, 2007</del>	<del>(JP)</del>	<del>2007-027545</del>
<del>Oct. 9, 2007</del>	<del>(JP)</del>	<del>2007-027547</del>

Signed and Sealed this

Fifth Day of October, 2010



David J. Kappos  
*Director of the United States Patent and Trademark Office*