



US00D602814S

(12) **United States Design Patent**  
**Lin**

(10) **Patent No.:** **US D602,814 S**

(45) **Date of Patent:** **\*\* Oct. 27, 2009**

(54) **MOTORCYCLE**

(75) Inventor: **Sen-Yuan Lin**, Taichung (TW)

(73) Assignee: **Motive Power Industry Co., Ltd.**,  
Changhua County (TW)

(\*\*) Term: **14 Years**

(21) Appl. No.: **29/330,333**

(22) Filed: **Jan. 5, 2009**

(51) **LOC (9) Cl.** ..... **12-11**

(52) **U.S. Cl.** ..... **D12/110**

(58) **Field of Classification Search** ..... D12/110;  
180/219, 220, 225, 229

See application file for complete search history.

(56) **References Cited**

**U.S. PATENT DOCUMENTS**

D480,661 S	*	10/2003	Kawawa et al.	.....	D12/110
D524,697 S	*	7/2006	Hsing	.....	D12/110
D529,415 S	*	10/2006	Shimada et al.	.....	D12/110
D547,700 S	*	7/2007	Lin	.....	D12/110
D563,283 S	*	3/2008	Cheng et al.	.....	D12/110

\* cited by examiner

*Primary Examiner*—Robin V Webster  
*Assistant Examiner*—Linda G. Brooks

(74) *Attorney, Agent, or Firm*—WPAT, P.C.; Anthony King;  
Kay Yang

(57) **CLAIM**

The ornamental design for a motorcycle, as shown and described.

**DESCRIPTION**

FIG. 1 is a perspective view of a motorcycle showing my new design;

FIG. 2 is a front elevation view thereof;

FIG. 3 is a rear elevation view thereof;

FIG. 4 is a left side elevation view thereof;

FIG. 5 is a right side elevation view thereof;

FIG. 6 is a top plan view thereof; and,

FIG. 7 is a bottom plan view thereof.

**1 Claim, 7 Drawing Sheets**






FIG. 1




FIG. 2



FIG. 3



FIG. 4



FIG. 5



FIG. 6




FIG. 7