



US00D602809S

(12) **United States Design Patent**
Castaline et al.

(10) **Patent No.:** **US D602,809 S**
(45) **Date of Patent:** **** Oct. 27, 2009**

(54) **JEWELRY BAIL**
(76) Inventors: **Jeffrey J. Castaline**, 41 S. Railroad Ave., San Mateo, CA (US) 94401;
Hiroyuki Kobayashi, 41 S. Railroad Ave., San Mateo, CA (US) 94401
(**) Term: **14 Years**
(21) Appl. No.: **29/315,503**
(22) Filed: **Jun. 30, 2009**
(51) **LOC (9) Cl.** **11-03**
(52) **U.S. Cl.** **D11/103; D11/81**
(58) **Field of Classification Search** D11/1-2, D11/40-41, 43-50, 53, 56, 60, 63, 65, 67, D11/75-78.1, 86, 89, 95-105, 108-109, 115-116, D11/83, 81, 87; 63/1.11, 1.12, 1.13, 1.14, 63/1.16, 1.18, 13, 14.1, 35, 38, 39, 3, 21, 63/3.1
See application file for complete search history.

D392,912 S 3/1998 Roos
D394,413 S * 5/1998 Barnes D11/81
D397,314 S 8/1998 Shenhav
6,324,868 B1 12/2001 Chen
6,532,766 B1 3/2003 Chia
6,604,381 B2 8/2003 Haber
D484,823 S 1/2004 Pachachi
D486,751 S 2/2004 Sperry
6,804,977 B1 10/2004 Grabelle
D506,407 S 6/2005 Gruosi Scheufele
D516,942 S 3/2006 Lawlor
D516,943 S 3/2006 Slater
D518,750 S 4/2006 Lawlor
D528,036 S 9/2006 Pang
D533,477 S * 12/2006 Felley D11/56
D533,497 S 12/2006 Templeman
D542,699 S 5/2007 Schappert
D553,539 S 10/2007 Araheben
D556,631 S 12/2007 Smyth
D581,242 S * 11/2008 Norman D8/305
2008/0110204 A1 5/2008 Suen

* cited by examiner

Primary Examiner—R. Seifert

(56) **References Cited**

U.S. PATENT DOCUMENTS

D33,906 S * 1/1901 Lehnerd D11/96
D34,608 S * 6/1901 Koch D11/97
D120,621 S * 5/1940 Joyce D11/56
D130,943 S * 12/1941 Dawer D11/7
D140,143 S * 1/1945 Katz D11/69
D149,777 S 5/1948 Scarborough
D151,163 S * 9/1948 Katz D11/56
D173,752 S * 12/1954 Katz D11/56
D174,560 S * 4/1955 Katz D11/69
D177,412 S 4/1956 Katz
D177,508 S * 4/1956 Katz D11/69
D178,240 S * 7/1956 Katz D11/86
D178,382 S 7/1956 Katz
D212,118 S 8/1968 Tomchin
D218,192 S * 7/1970 Mechanic D11/56
4,271,684 A 6/1981 Tisdale
D277,466 S 2/1985 Chien
4,542,631 A 9/1985 Esser, III
D283,409 S * 4/1986 Hergert D11/81
D314,730 S 2/1991 Chia
D333,447 S * 2/1993 Butler, Jr. D11/80
D387,697 S * 12/1997 Shenhav D11/69


(57) **CLAIM**

The ornamental design for a jewelry bail, as shown and described.

DESCRIPTION

FIG. 1 is a perspective view of a jewelry bail, showing our new design.
FIG. 2 is a front elevational view;
FIG. 3 is a side elevational view, the opposite side view being a mirror image thereof;
FIG. 4 is a rear elevational view; and,
FIG. 5 is a top plan view.
It being understood that the broken lines in FIG. 4 are for illustrative purposes only and form no part of the claimed design.

1 Claim, 1 Drawing Sheet






FIG. 1




FIG. 5




FIG. 2

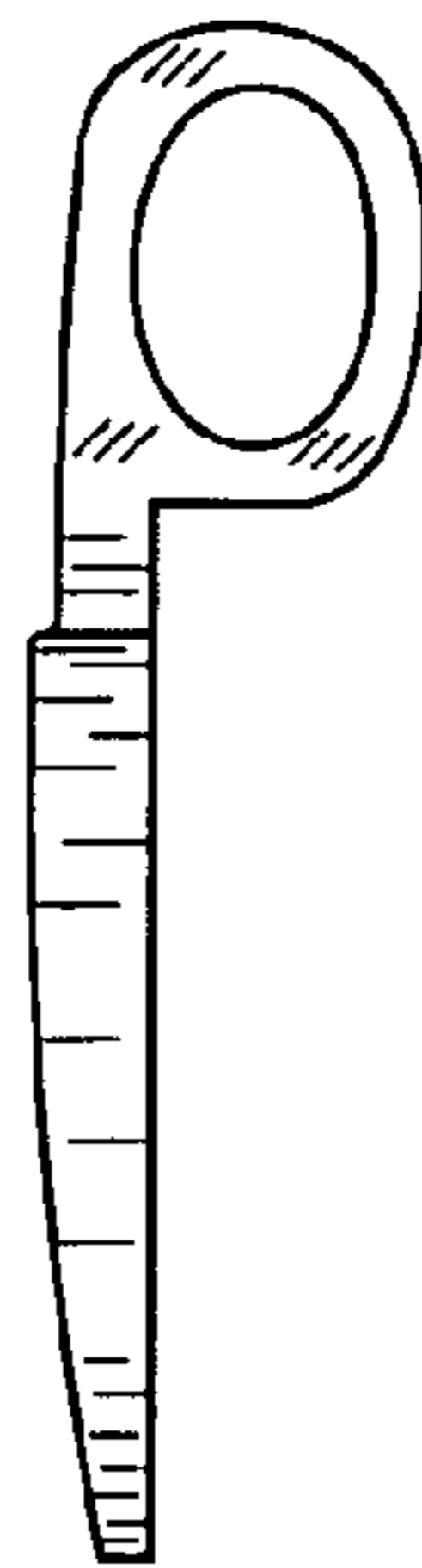


FIG. 3




FIG. 4