



US00D602803S

(12) **United States Design Patent**  
**Gruosi**

(10) **Patent No.:** **US D602,803 S**

(45) **Date of Patent:** **\*\* Oct. 27, 2009**

(54) **RING**

(75) **Inventor:** **Fawaz Gruosi**, Pragins (CH)

(73) **Assignee:** **de Grisogono S.A.**, Plan-Les-Ouates (CH)

(\*\*) **Term:** **14 Years**

(21) **Appl. No.:** **29/325,582**

(22) **Filed:** **Oct. 2, 2008**

(30) **Foreign Application Priority Data**

Apr. 2, 2008 (CH) ..... 135021

(51) **LOC (9) Cl.** ..... **11-01**

(52) **U.S. Cl.** ..... **D11/27**

(58) **Field of Classification Search** ..... D11/26-39,  
D11/89-94; 63/15, 15.1-15.4, 15.45, 15.5,  
63/15.6, 15.65, 15.7, 26-27

See application file for complete search history.

(56) **References Cited**

**U.S. PATENT DOCUMENTS**

D430,814 S \* 9/2000 Lauper ..... D11/26

D437,248 S \* 2/2001 Cabarbaye ..... D11/26

D437,249 S \* 2/2001 Cabarbaye ..... D11/26

D442,108 S \* 5/2001 Cabarbaye ..... D11/27

D442,109 S \* 5/2001 Cabarbaye ..... D11/27

D451,421 S \* 12/2001 Akkad ..... D11/26

D523,371 S \* 6/2006 Bulgari ..... D11/26

\* cited by examiner

*Primary Examiner*—Cathron C Brooks

*Assistant Examiner*—Melanie Levy

(74) *Attorney, Agent, or Firm*—Venable, Campillo, Logan & Meaney PC

(57) **CLAIM**

The ornamental design for a ring, as shown and described.

**DESCRIPTION**

FIG. 1 is a top perspective view of a ring showing my new design;

FIG. 2 is a right side perspective view thereof;

FIG. 3 is left side perspective view thereof;

FIG. 4 is a front perspective view thereof;

FIG. 5 is a rear perspective view thereof;

FIG. 6 is a top perspective view thereof; and,

FIG. 7 is a bottom perspective view thereof.

**1 Claim, 7 Drawing Sheets**





FIGURE 1



FIGURE 2




FIGURE 3



FIGURE 4



FIGURE 5

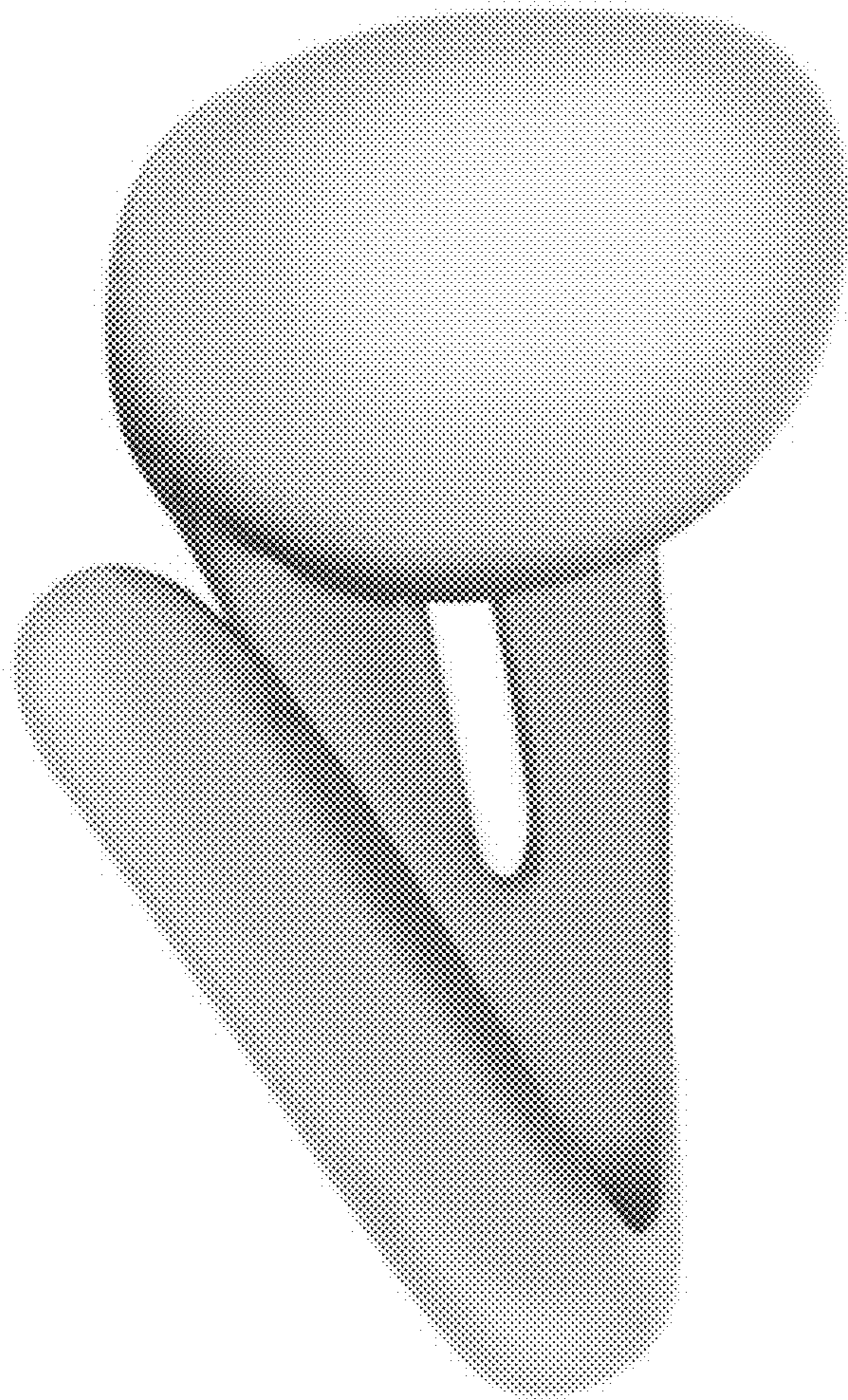


FIGURE 6




FIGURE 7