



US00D602798S

(12) **United States Design Patent**
Garzon

(10) **Patent No.:** **US D602,798 S**
(45) **Date of Patent:** **** Oct. 27, 2009**

(54) **FACE FOR A TIMEPIECE**
(75) Inventor: **Alex Garzon**, 303 Melvio Ave.,
Morrisville, PA (US) 19067
(73) Assignee: **Alex Garzon**, Morrisville, PA (US)
(**) Term: **14 Years**
(21) Appl. No.: **29/283,617**
(22) Filed: **Aug. 19, 2007**
(51) **LOC (9) Cl.** **10-07**
(52) **U.S. Cl.** **D10/126**
(58) **Field of Classification Search** D10/122-126,
D10/30-39, 1-29; 368/223, 228, 232, 233,
368/239-242

D317,413 S * 6/1991 Veronesi D10/32
D351,558 S * 10/1994 Moon D10/32
D364,828 S * 12/1995 Dumas D10/126
D365,526 S * 12/1995 Gardner D10/39
D396,653 S * 8/1998 Bulgari D10/39
D397,623 S * 9/1998 Bulgari D10/39
D407,029 S * 3/1999 Drucker D10/39
5,943,300 A * 8/1999 Johnson 368/77
D413,813 S * 9/1999 Butler D10/22
D470,061 S * 2/2003 Mittersinker et al. D10/39
6,580,663 B1 * 6/2003 Whitmore 368/15
D497,111 S * 10/2004 Modolo D10/32
D526,217 S * 8/2006 Kawashima D10/39
D547,224 S * 7/2007 Cramer D10/126
D584,169 S * 1/2009 Rabati D10/32

See application file for complete search history.

* cited by examiner

Primary Examiner—Lucy Lieberman

(56) **References Cited**
U.S. PATENT DOCUMENTS

1,475,800 A * 11/1923 Creasy 368/233
D186,180 S * 9/1959 Diamond D10/39
D203,760 S * 2/1966 Morris D10/124
D242,694 S * 12/1976 Thompson et al. D10/126
D257,963 S * 1/1981 Sticker D10/126
D271,471 S * 11/1983 Bulgari D10/32
D288,296 S * 2/1987 Maron D10/30
D297,124 S * 8/1988 Grinberg D10/39
D297,125 S * 8/1988 Grinberg D10/39
D302,126 S * 7/1989 Sugano D10/22
D303,770 S * 10/1989 Woomer D10/39
D309,873 S * 8/1990 Grinberg et al. D10/126
D309,874 S * 8/1990 Grinberg D10/126
D310,048 S * 8/1990 Dumas D10/126
D314,927 S * 2/1991 Grinberg et al. D10/126

(57) **CLAIM**


The ornamental design for a face for a timepiece, as shown and described.

DESCRIPTION

FIG. 1 is a front elevational view of a face for a timepiece showing my new design;
FIG. 2 is a front elevational view showing a modified form of my new design;
FIG. 3 is a front elevational view showing another modified form of my new design; and,
FIG. 4 is a front elevational view showing still another modified form of my new design.

The front of the face for a timepiece is flat and solid.

1 Claim, 2 Drawing Sheets



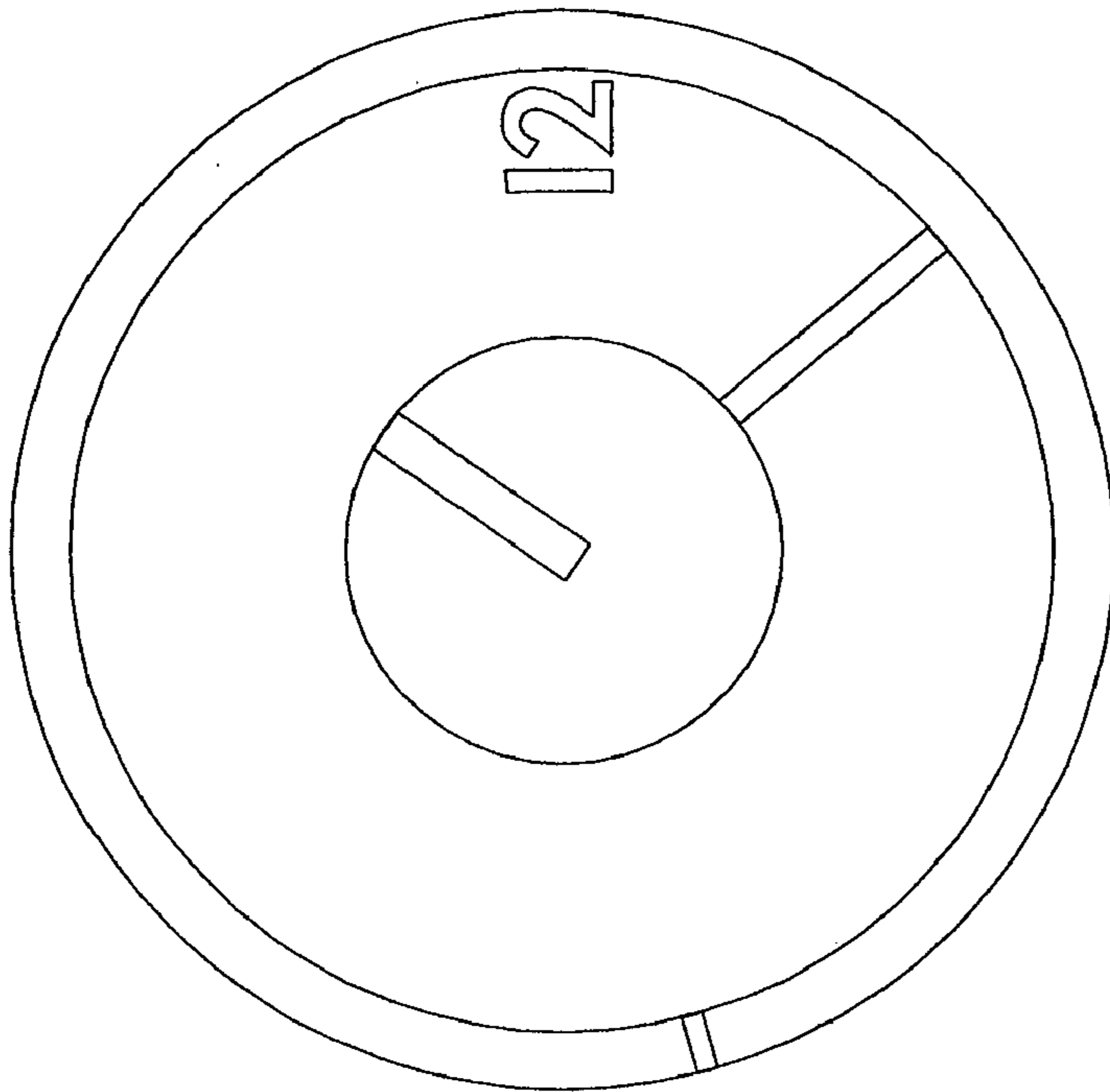


FIG. 1




FIG. 2

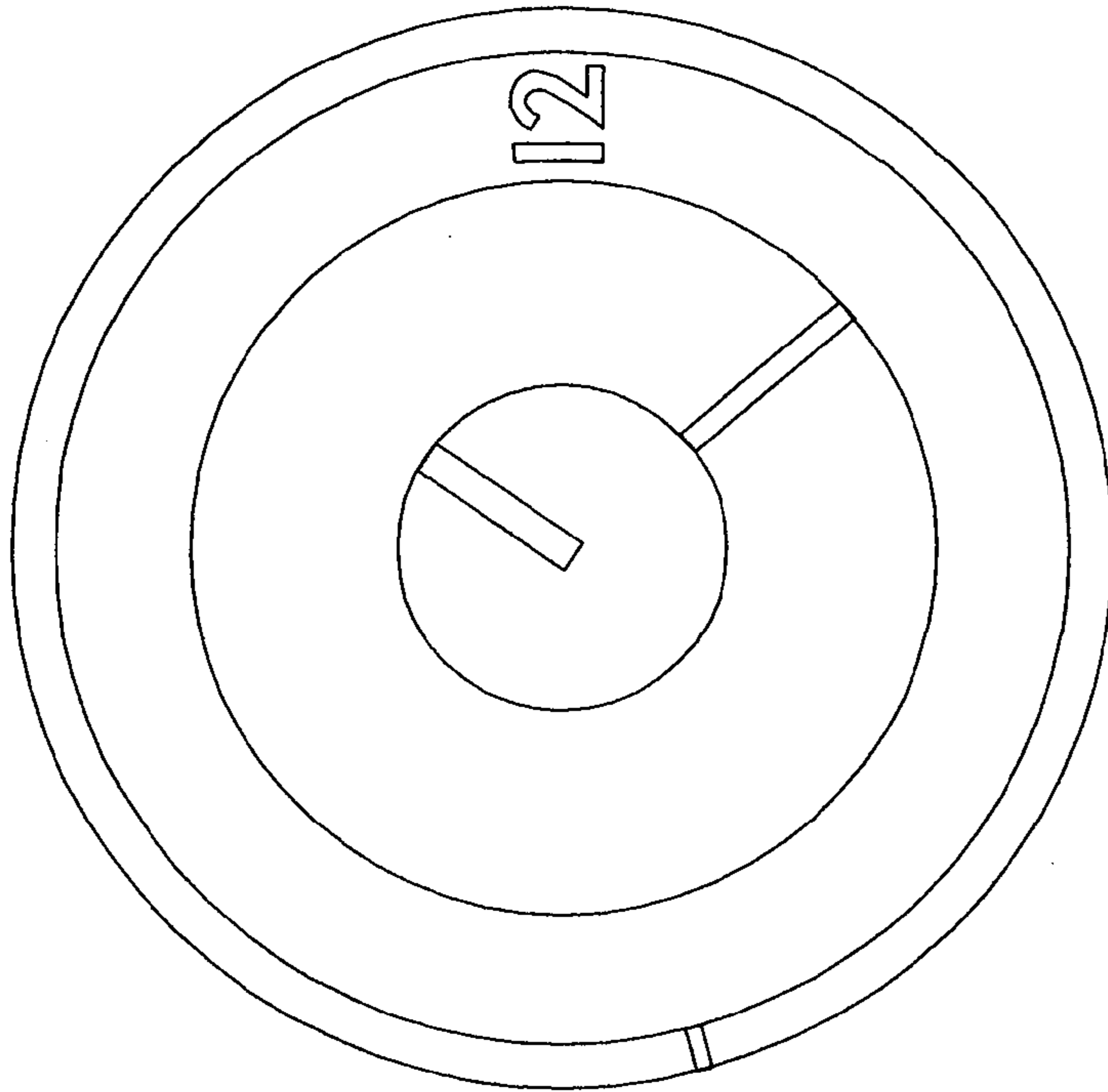


FIG. 3

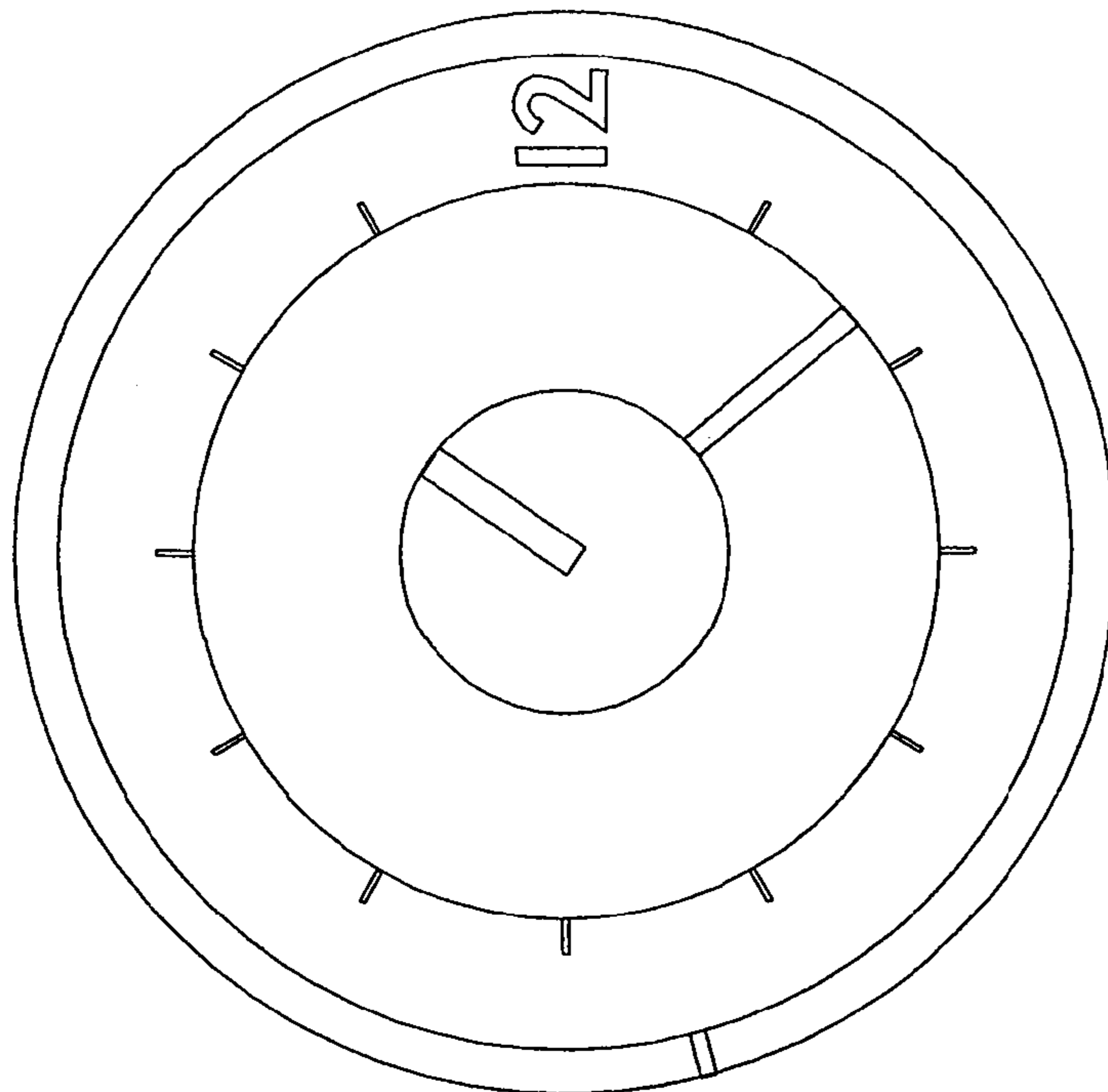


FIG. 4