



US00D602792S

(12) **United States Design Patent**  
**Bender**

(10) **Patent No.:** **US D602,792 S**

(45) **Date of Patent:** **\*\* Oct. 27, 2009**

(54) **NOTEPAD HOLDER FOR TAPE MEASURE**

2004/0068885 A1 4/2004 Rubin  
2007/0101600 A1 5/2007 Alders

(76) Inventor: **Richard T. Bender**, 2176 Calle Lila,  
Thousand Oaks, CA (US) 91360

\* cited by examiner

(\*\*) Term: **14 Years**

*Primary Examiner*—Antoine D Davis  
(74) *Attorney, Agent, or Firm*—Robert C. Montgomery

(21) Appl. No.: **29/312,489**

(57) **CLAIM**

(22) Filed: **Oct. 23, 2008**

The ornamental design for a notepad holder for tape measure,  
as shown and described.

(51) **LOC (9) Cl.** ..... **10-04**

(52) **U.S. Cl.** ..... **D10/74**

(58) **Field of Classification Search** ..... D10/63,  
D10/74; 33/755, 759, 760, 761, 770  
See application file for complete search history.

**DESCRIPTION**

FIG. 1 is a perspective view of a notepad holder for a tape measure,  
as shown and described;

FIG. 2 is a front view thereof;

FIG. 3 is a rear view thereof;

FIG. 4 is a side view thereof;

FIG. 5 is a top view thereof; and,

FIG. 6 is a bottom view thereof.

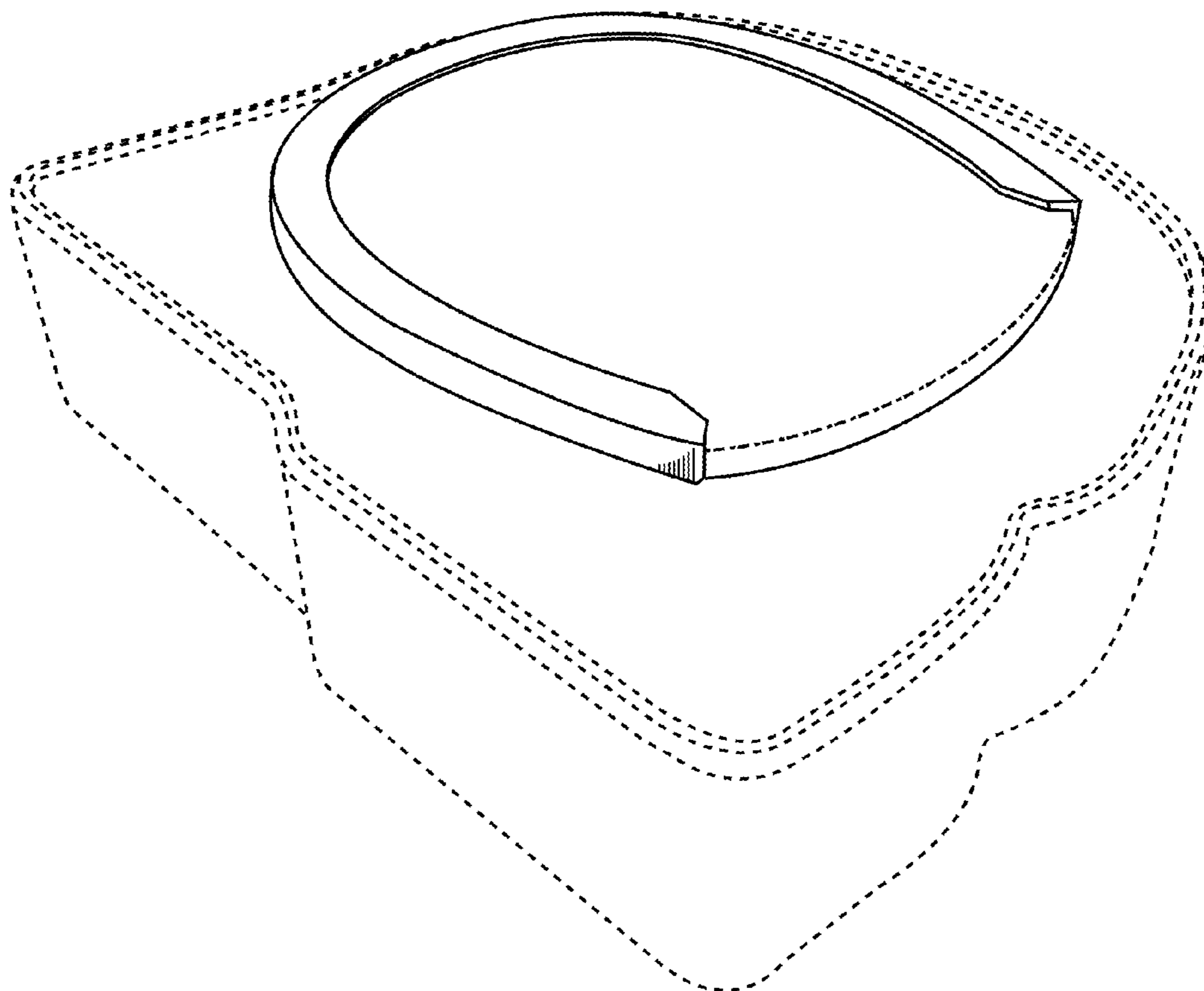
The broken line showing of a structural feature is included for  
the purpose of illustrating non-claimed subject matter and  
forms no part of the claimed design.

(56) **References Cited**

U.S. PATENT DOCUMENTS

4,766,673	A	8/1988	Bolson	
4,786,010	A *	11/1988	Dynan	33/760
D311,874	S *	11/1990	Ingram et al.	D10/72
D315,109	S *	3/1991	Ingram et al.	D10/72
5,079,851	A	1/1992	Sill	
5,430,952	A	7/1995	Betts	
D365,770	S	1/1996	Hines	
5,845,413	A *	12/1998	Zayat, Jr.	33/760
D499,136	S	11/2004	Balliet	

**1 Claim, 5 Drawing Sheets**



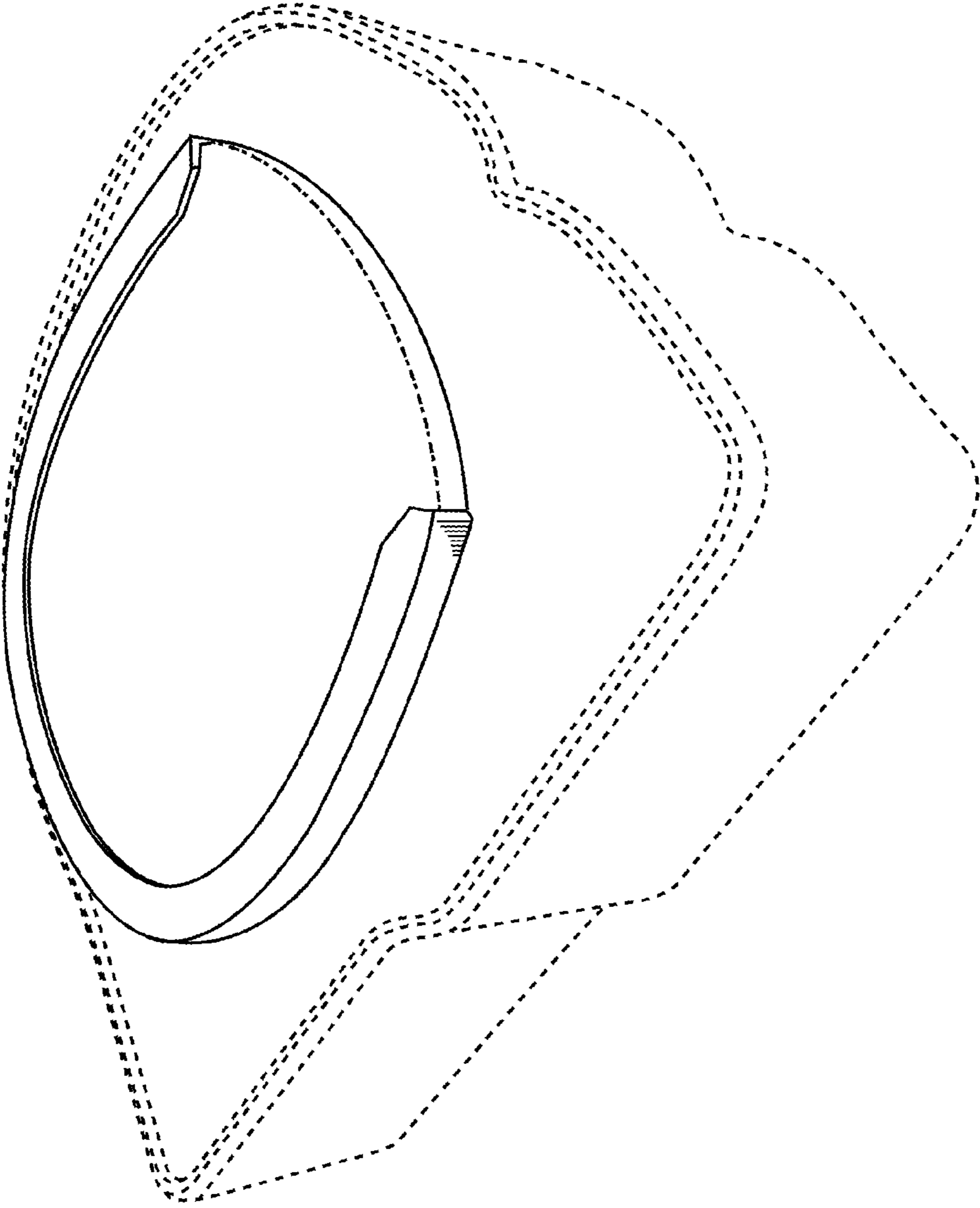


Fig. 1



Fig 2



Fig 3



Fig 4

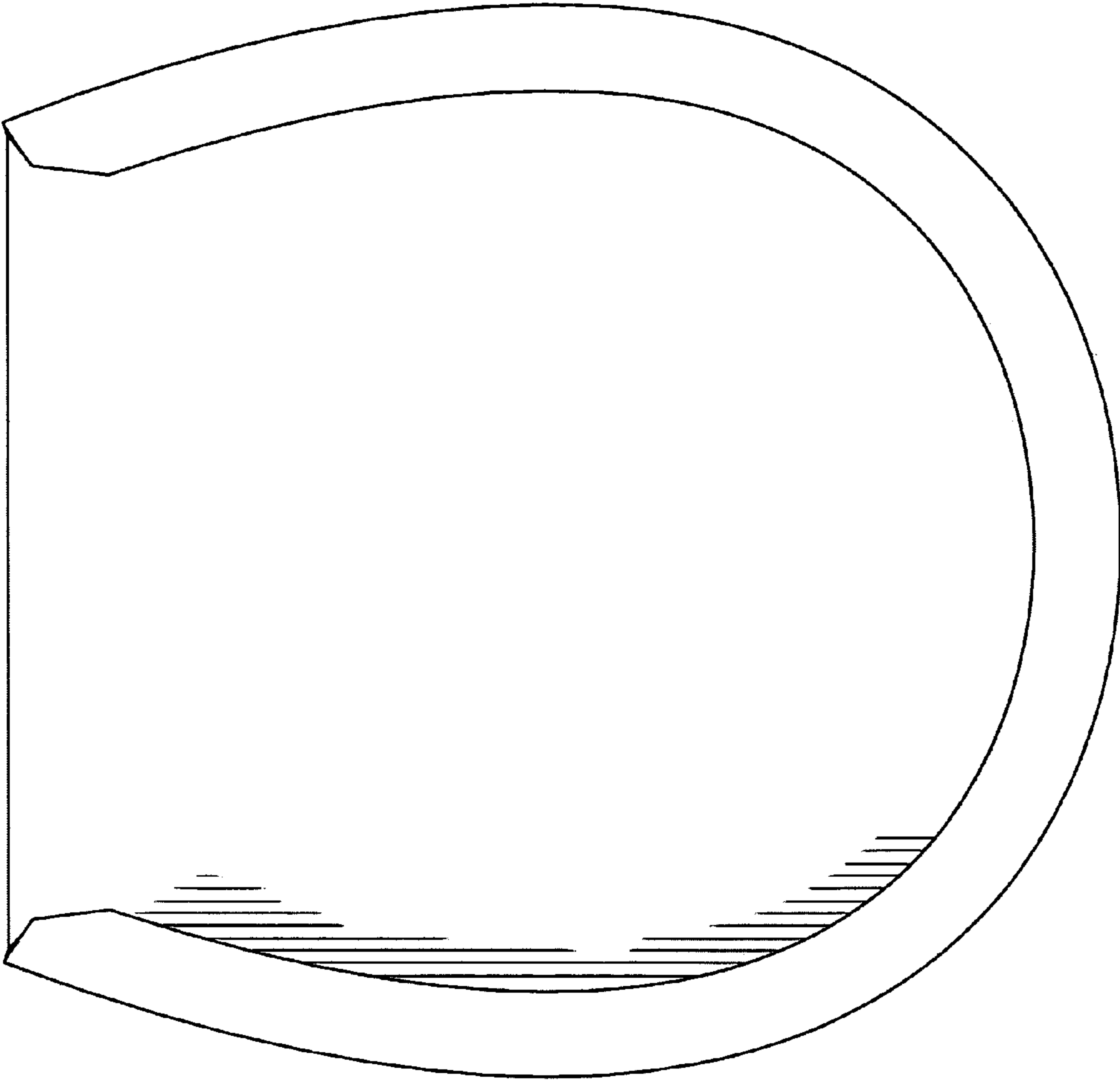


Fig. 5

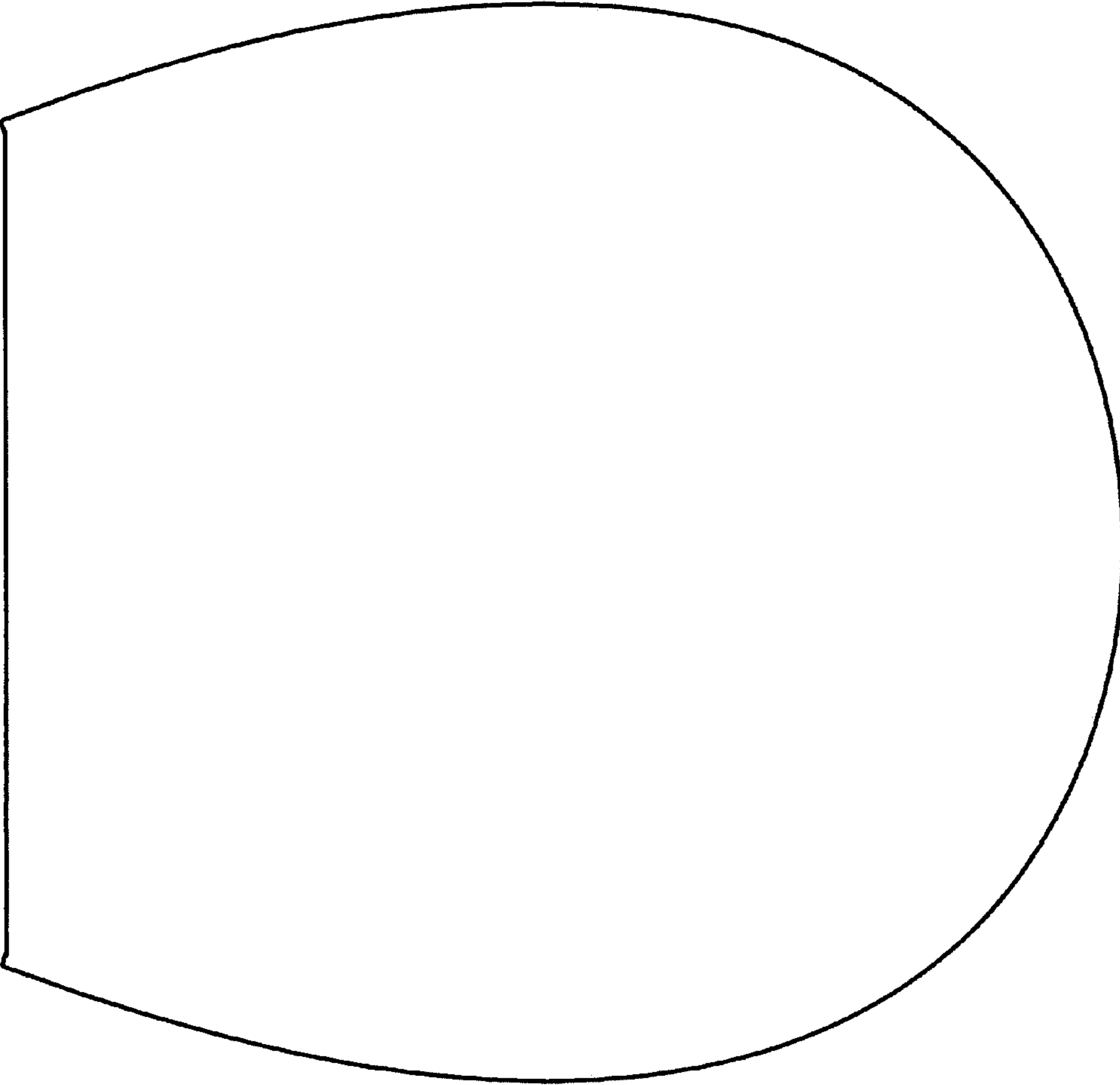


Fig 6