



US00D602790S

(12) **United States Design Patent**  
**Lipe**

(10) **Patent No.:** **US D602,790 S**  
(45) **Date of Patent:** **\*\* Oct. 27, 2009**

(54) **WRIST WATCH**

(75) Inventor: **Thanas Lipe**, Neuchâtel (CH)

(73) Assignee: **Technomarine SA** (CH)

(\*\*) Term: **14 Years**

(21) Appl. No.: **29/325,182**

(22) Filed: **Sep. 26, 2008**

(30) **Foreign Application Priority Data**

Mar. 27, 2008 (CH) ..... 135005

(51) **LOC (9) Cl.** ..... **10-02**

(52) **U.S. Cl.** ..... **D10/32**

(58) **Field of Classification Search** ..... D10/30-39,  
D10/123-126; 368/276, 281, 282, 285, 80,  
368/223, 232, 228; D11/3, 12  
See application file for complete search history.

(56) **References Cited**

**U.S. PATENT DOCUMENTS**

D130,098 S *	10/1941	Philippe	.....	D11/16
D217,829 S *	6/1970	Uengsakul	.....	D11/21
D325,883 S *	5/1992	St. Dizier	.....	D11/21
D326,229 S *	5/1992	St. Dizier	.....	D10/32
D400,446 S *	11/1998	Mouawad	.....	D10/32
D401,866 S *	12/1998	Pandel	.....	D10/32
D420,599 S *	2/2000	Perrin et al.	.....	D10/32
D423,373 S *	4/2000	Wunderman	.....	D10/32
D454,802 S *	3/2002	Hegi	.....	D10/39
D456,281 S *	4/2002	Glauser	.....	D10/32
D464,893 S *	10/2002	Ellia	.....	D10/39

D466,033 S *	11/2002	Dubarry	.....	D10/32
D468,217 S *	1/2003	Lepeu et al.	.....	D10/32
D473,801 S *	4/2003	Monachon	.....	D10/32
D487,230 S *	3/2004	Dubarry	.....	D10/39
D487,402 S *	3/2004	Dubarry	.....	D10/32
D487,404 S *	3/2004	Dubarry	.....	D10/39
D506,935 S *	7/2005	Dreyfuss	.....	D10/32
D514,959 S *	2/2006	Deleskiewicz	.....	D10/32
D517,928 S *	3/2006	Monachon	.....	D10/32
D519,853 S *	5/2006	Sirmakes	.....	D10/32
D524,181 S *	7/2006	Nataf	.....	D10/126
D533,088 S *	12/2006	Bedat	.....	D10/39
D544,373 S *	6/2007	Chodat	.....	D10/32
D545,695 S *	7/2007	Laucella	.....	D10/31
D564,906 S *	3/2008	Modolo	.....	D10/32
D588,945 S *	3/2009	Arabo	.....	D10/39

\* cited by examiner

*Primary Examiner*—Lucy Lieberman

(74) *Attorney, Agent, or Firm*—Ostrolenk Faber LLP

(57) **CLAIM**

The ornamental design for a wrist watch, as shown and described.

**DESCRIPTION**

FIG. 1 is a front view of a wrist watch showing my new design;

FIG. 2 is a perspective view thereof;

FIG. 3 is a side view of the wrist watch from the right of FIG. 1; and,

FIG. 4 is a rear elevation thereof.

**1 Claim, 2 Drawing Sheets**








FIGURE 2

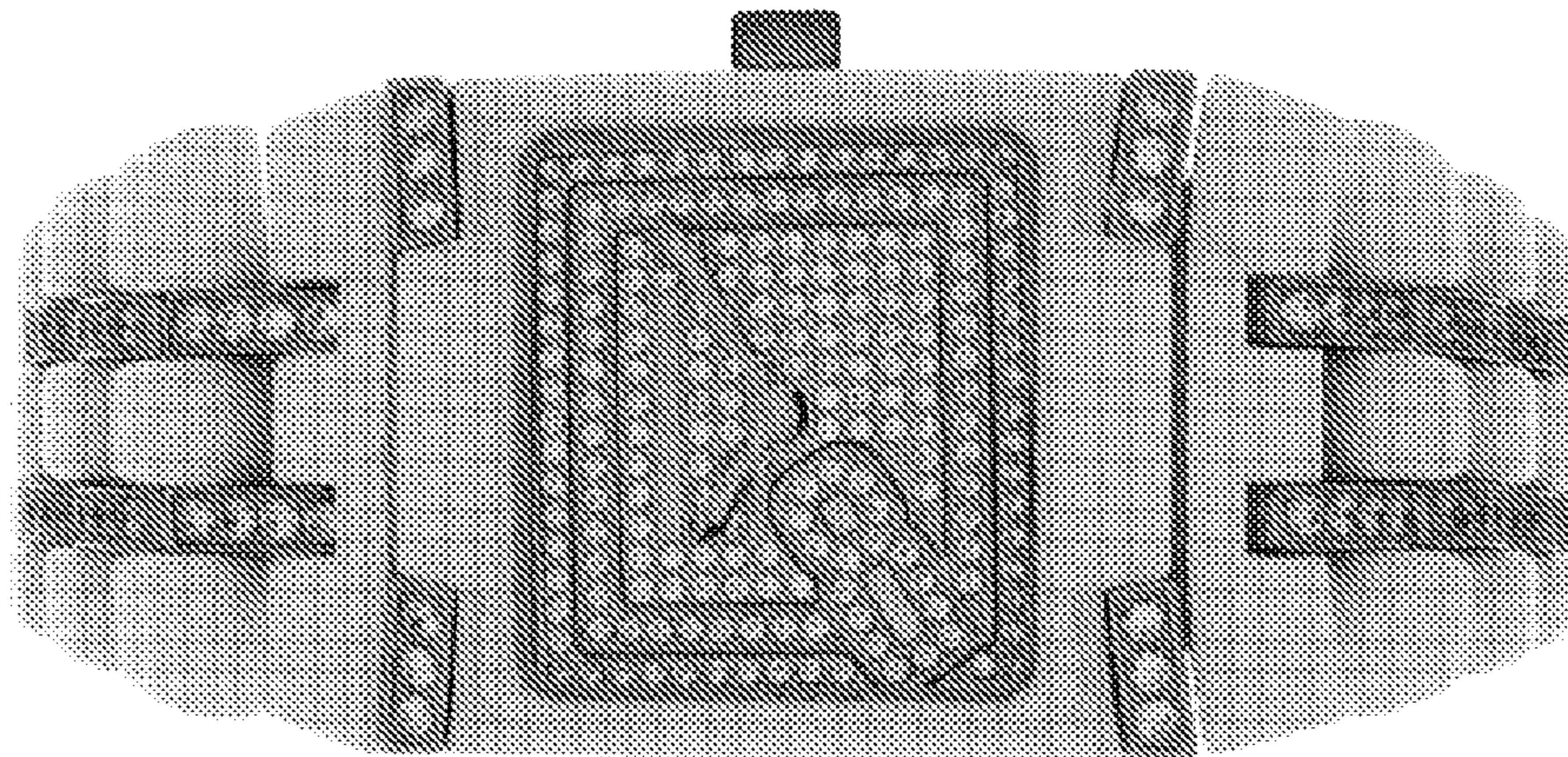


FIGURE 1



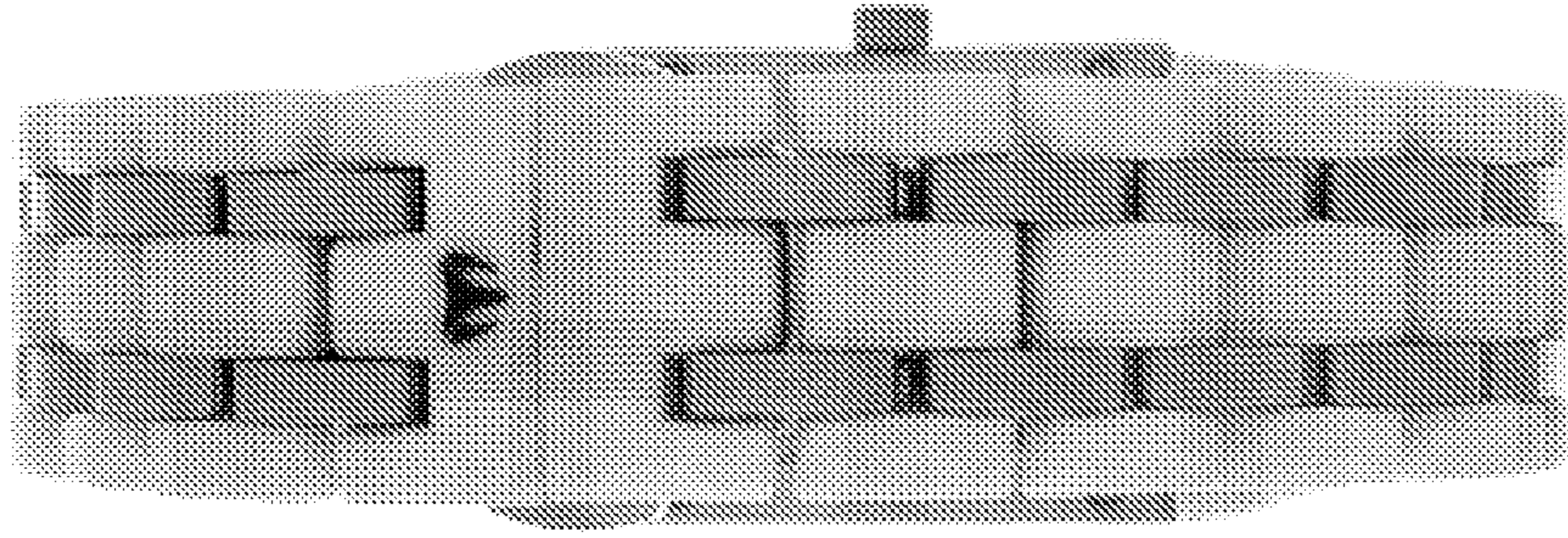


FIGURE 4




FIGURE 3