



US00D602783S

(12) **United States Design Patent**
Lepoitevin

(10) **Patent No.:** **US D602,783 S**

(45) **Date of Patent:** **** Oct. 27, 2009**

(54) **BOTTLE**

(75) Inventor: **Laurent Lepoitevin**, Le Havre Cedex
(FR)

(73) Assignee: **Sidel Participations**, Octeville sur Mer
(FR)

(**) Term: **14 Years**

(21) Appl. No.: **29/309,145**

(22) Filed: **Jun. 26, 2008**

(30) **Foreign Application Priority Data**

Feb. 15, 2008 (EM) 000880695-0007

(51) **LOC (9) Cl.** **09-01**

(52) **U.S. Cl.** **D9/538; D9/520; D9/522;**
D9/557

(58) **Field of Classification Search** D9/502,
D9/516, 690-692, 537-540, 549, 550, 552,
D9/556-557, 565, 643-648, 772-776; 215/382-384;
220/660, 669, 675; D24/197
See application file for complete search history.

(56) **References Cited**

U.S. PATENT DOCUMENTS

D68,489 S *	10/1925	Miller	D9/552
D69,957 S *	4/1926	Miller	D9/522
D207,923 S *	6/1967	Koenigsberg	D9/542
D220,563 S *	4/1971	Northgrave	D9/556
D357,189 S *	4/1995	Daucourt	D9/556
5,632,397 A *	5/1997	Fandoux et al.	215/382
5,988,417 A *	11/1999	Cheng et al.	215/383
6,779,673 B2 *	8/2004	Melrose et al.	215/382 X
D496,280 S *	9/2004	Mero et al.	D9/538
D499,650 S *	12/2004	Crawford et al.	D9/502
D506,931 S *	7/2005	Delmotte	D9/538
D509,746 S *	9/2005	Mero et al.	D9/538
D510,271 S *	10/2005	Mero et al.	D9/538

D561,044 S *	2/2008	Lepoitevin	D9/658
D564,359 S *	3/2008	Trollope et al.	D9/552
D571,667 S *	6/2008	Bourne	D9/539
D572,135 S *	7/2008	Lepoitevin	D9/502
D576,886 S *	9/2008	Venkataraman et al.	..	D9/552 X
D582,780 S *	12/2008	Bourne	D9/538
D584,947 S *	1/2009	Bourne	D9/502
D588,921 S *	3/2009	Williams	D9/537

FOREIGN PATENT DOCUMENTS

EM	000914825-0001	*	4/2008
EM	000933932-0001	*	8/2008
EM	001087738-0001	*	2/2009
EM	001087738-0002	*	2/2009
EM	001092415-0001	*	2/2009
GB	2071168	*	3/1998
GB	2103344	*	9/2001
GB	3005054	*	10/2002

* cited by examiner

Primary Examiner—Carol Rademaker

(74) *Attorney, Agent, or Firm*—McKenna Long & Aldridge LLP

(57) **CLAIM**

The ornamental design for a bottle, as shown and described.

DESCRIPTION

FIG. 1 is a top, front, and right side perspective view of the bottle of the present invention;

FIG. 2 is a bottom, front, and right side perspective view thereof;

FIG. 3 is a right side elevational view thereof;

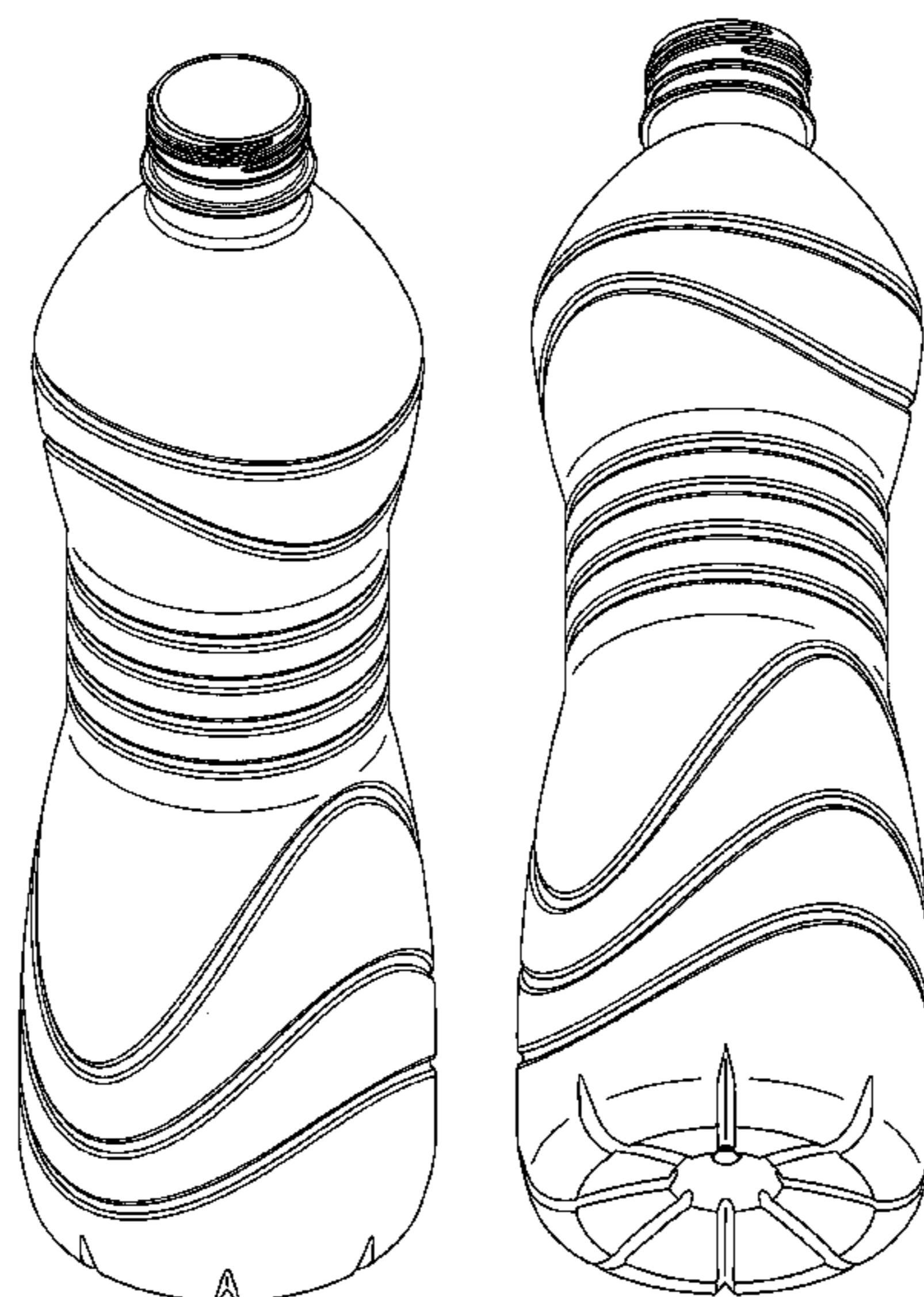
FIG. 4 is a front elevational view thereof;

FIG. 5 is a left side elevational view thereof;

FIG. 6 is a top plan view thereof; and,

FIG. 7 is a bottom plan view thereof.

1 Claim, 6 Drawing Sheets



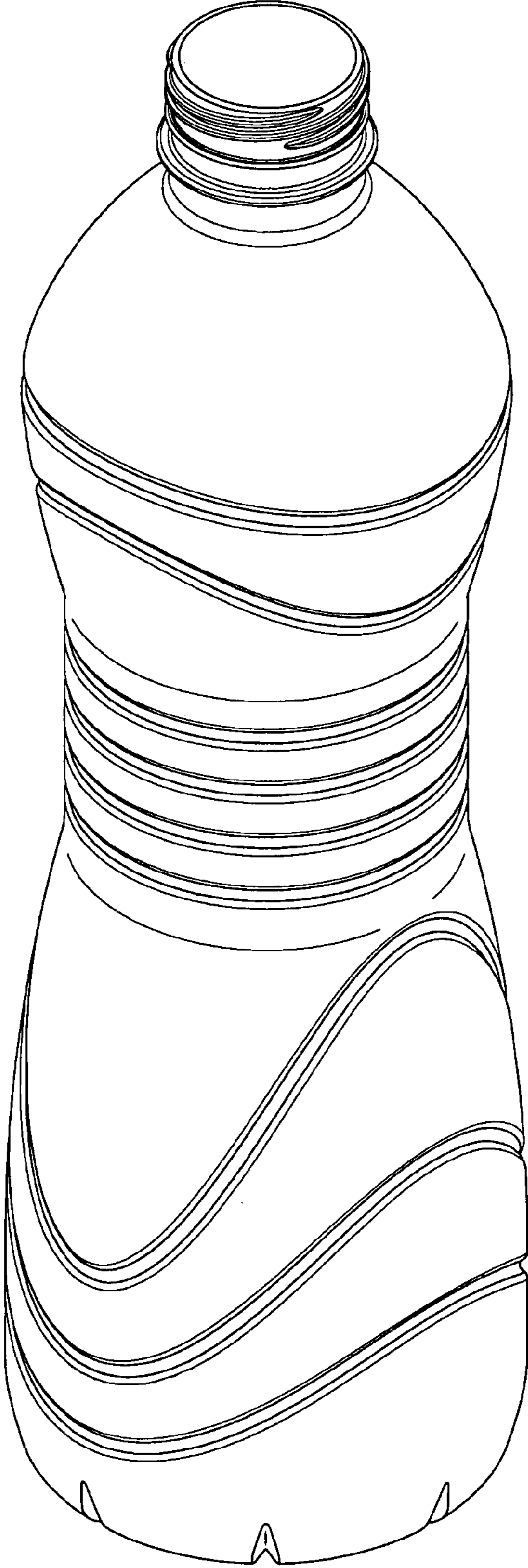


FIG. 1

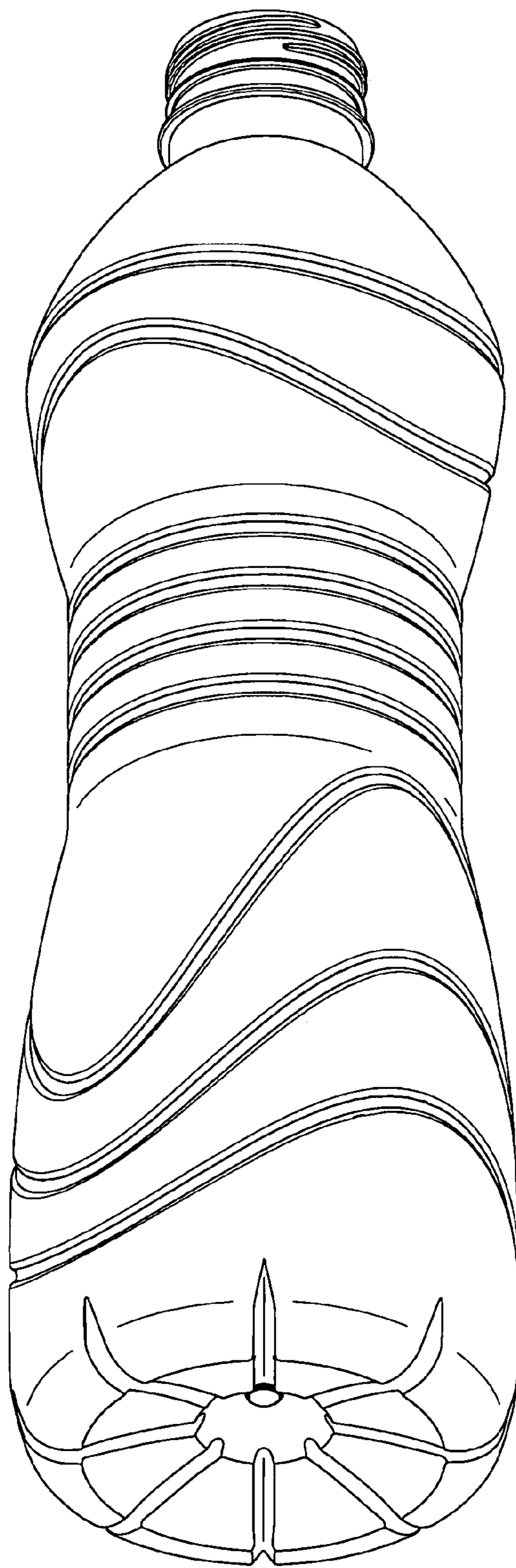


FIG. 2

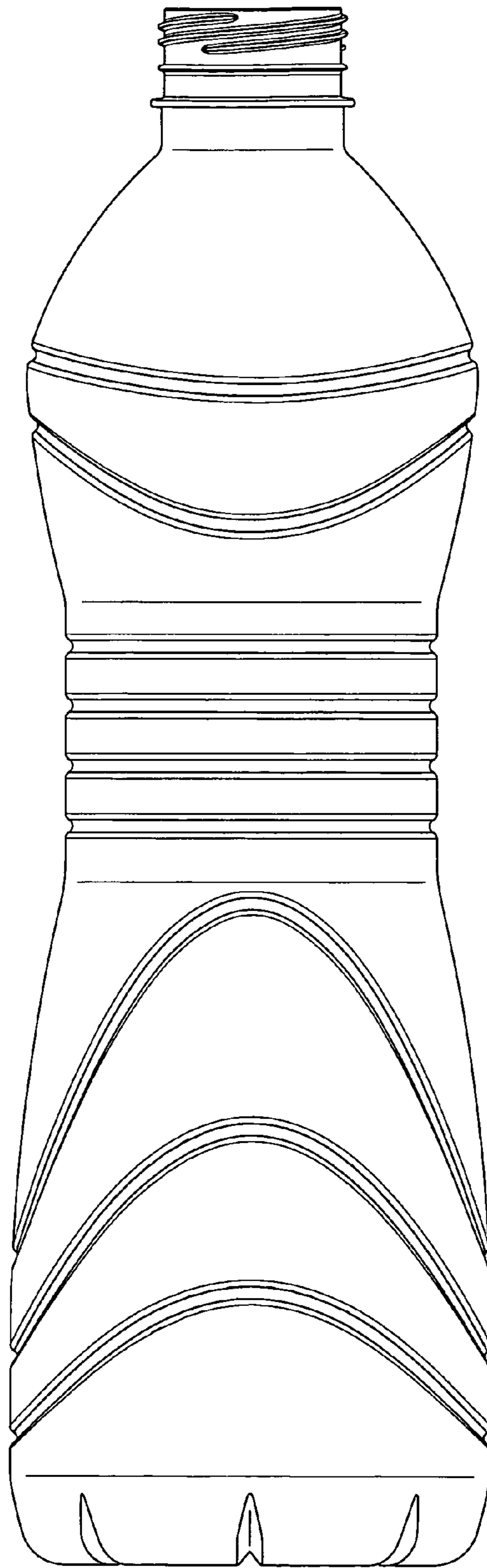


FIG. 3

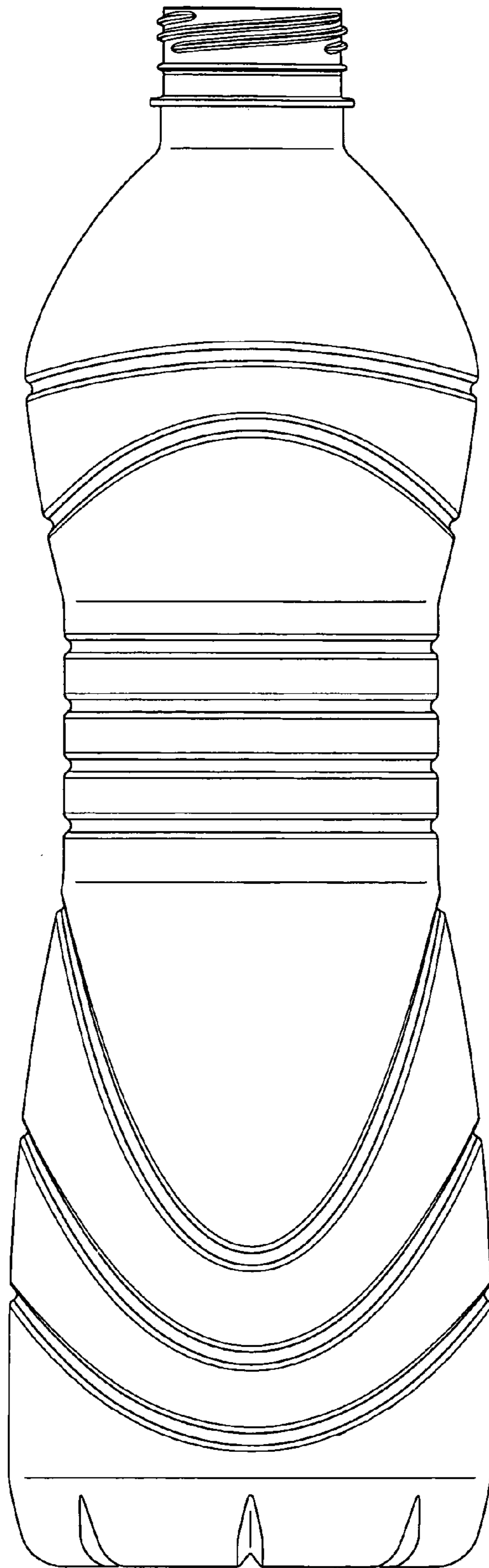


FIG. 4

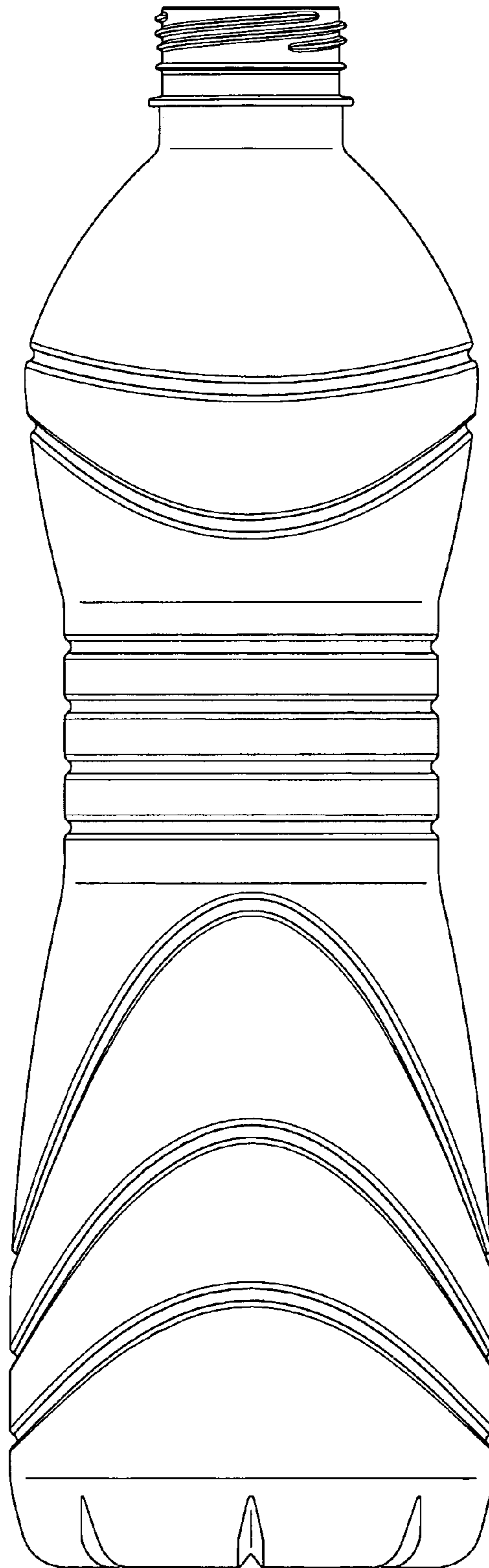


FIG. 5

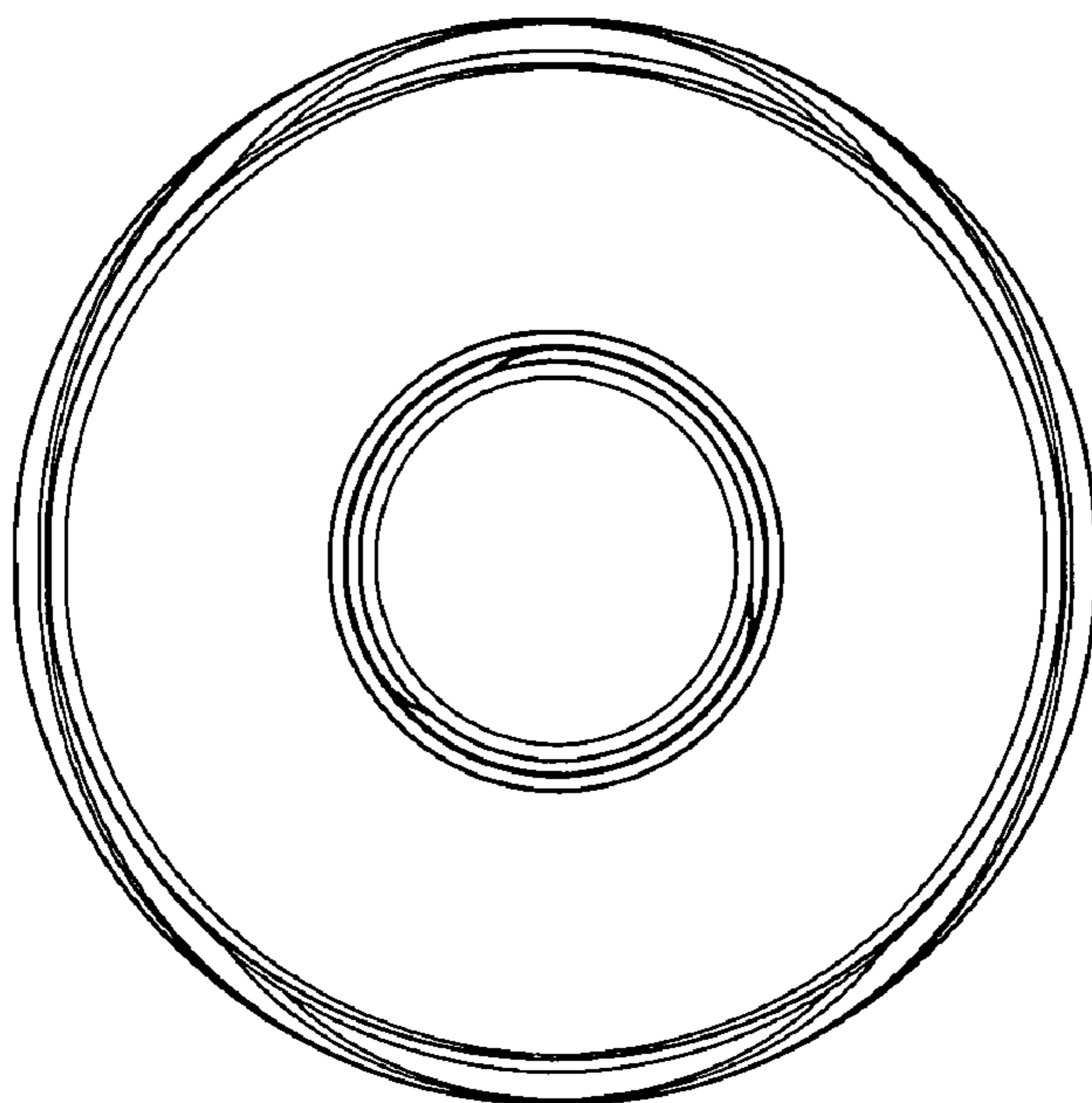


FIG. 6




FIG. 7