



US00D602777S

(12) **United States Design Patent**
Jalet

(10) **Patent No.:** **US D602,777 S**
(45) **Date of Patent:** **** Oct. 27, 2009**

(54) **PUMP FOR A WINE BOTTLE**
(75) Inventor: **Vincent Jalet**, Brussels (BE)
(73) Assignee: **Dart Industries Inc.**, Orlando, FL (US)
(**) Term: **14 Years**
(21) Appl. No.: **29/308,886**
(22) Filed: **Jul. 14, 2008**

D422,912 S 4/2000 Hollinger
D464,842 S 10/2002 Stadermann et al.
D471,760 S 3/2003 Stadermann et al.
D493,367 S * 7/2004 Simons D9/439
D493,719 S * 8/2004 Simons D9/439
7,255,022 B1 8/2007 Rivera
D572,988 S 7/2008 Jalet

* cited by examiner

Primary Examiner—Susan Bennett Hattan
(74) *Attorney, Agent, or Firm*—John A. Doninger

(51) **LOC (9) Cl.** **09-07**
(52) **U.S. Cl.** **D9/439; D9/434**
(58) **Field of Classification Search** D9/454,
D9/448, 447, 443, 440, 439, 435, 434, 453,
D9/452; D7/700, 398, 397, 312, 300, 300.1;
81/3.2; 222/570, 231, 23, 113, 707, 447;
215/260, 228

See application file for complete search history.

(56) **References Cited**

U.S. PATENT DOCUMENTS

4,763,803 A 8/1988 Schneider
4,911,314 A 3/1990 Schneider
5,031,785 A 7/1991 Lemme
D327,647 S 7/1992 Lemme
5,405,038 A 4/1995 Chuang
5,449,079 A 9/1995 Yang
5,535,900 A 7/1996 Huang
D417,618 S 12/1999 Shanklin et al.

(57) **CLAIM**

The ornamental design for a pump for a wine bottle, as shown and described.

DESCRIPTION

FIG. 1 is a top, side and front perspective view of a pump for a wine bottle showing my new design;

FIG. 2 is a front elevation view thereof, the rear elevation being a mirror image thereof;

FIG. 3 is a right side elevation view thereof;

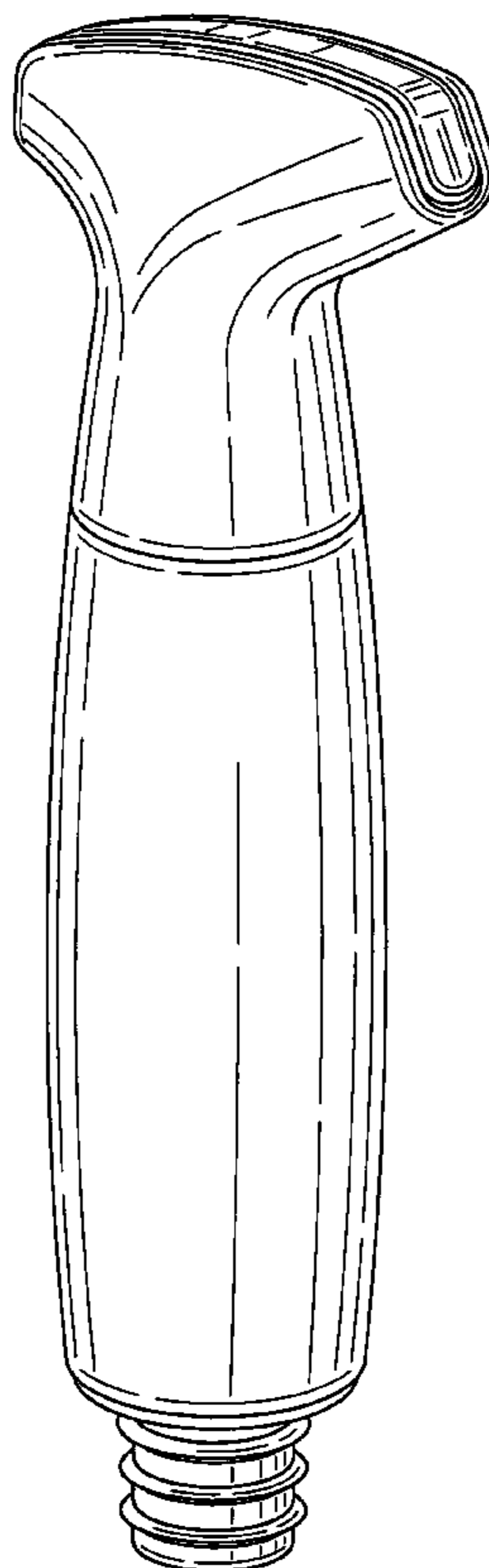
FIG. 4 is a left side elevation view thereof;

FIG. 5 is a top plan view thereof; and,

FIG. 6 is a bottom plan view thereof.

The broken lines in the drawings depict environmental subject matter only and form no part of the claimed design.

1 Claim, 3 Drawing Sheets



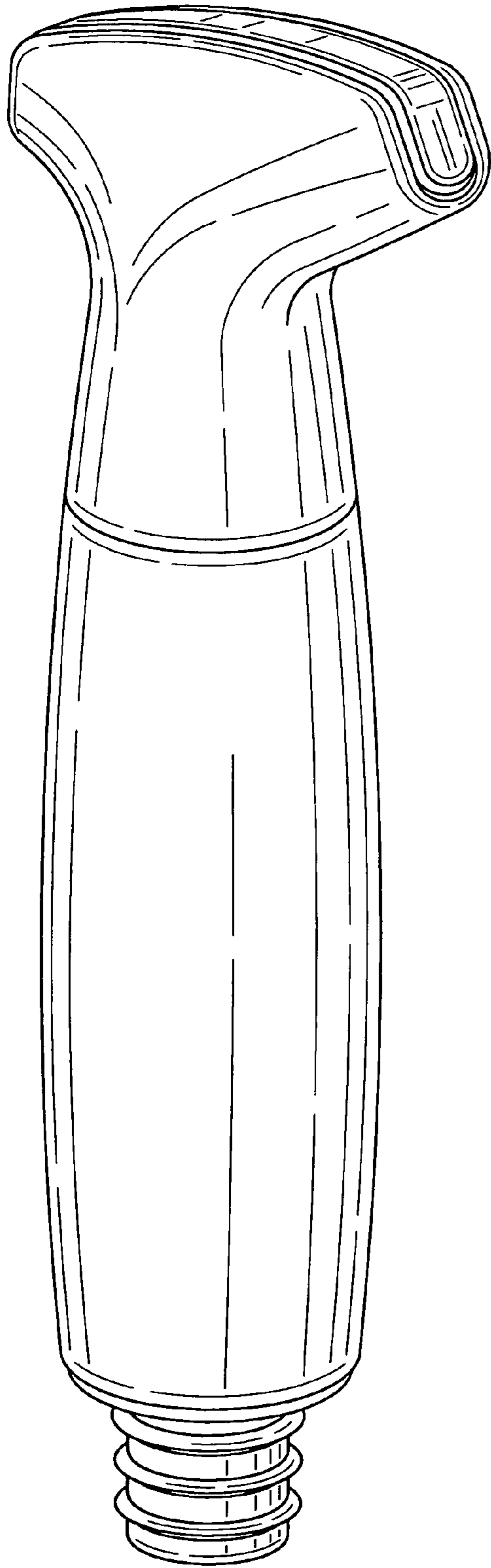


FIG. 1



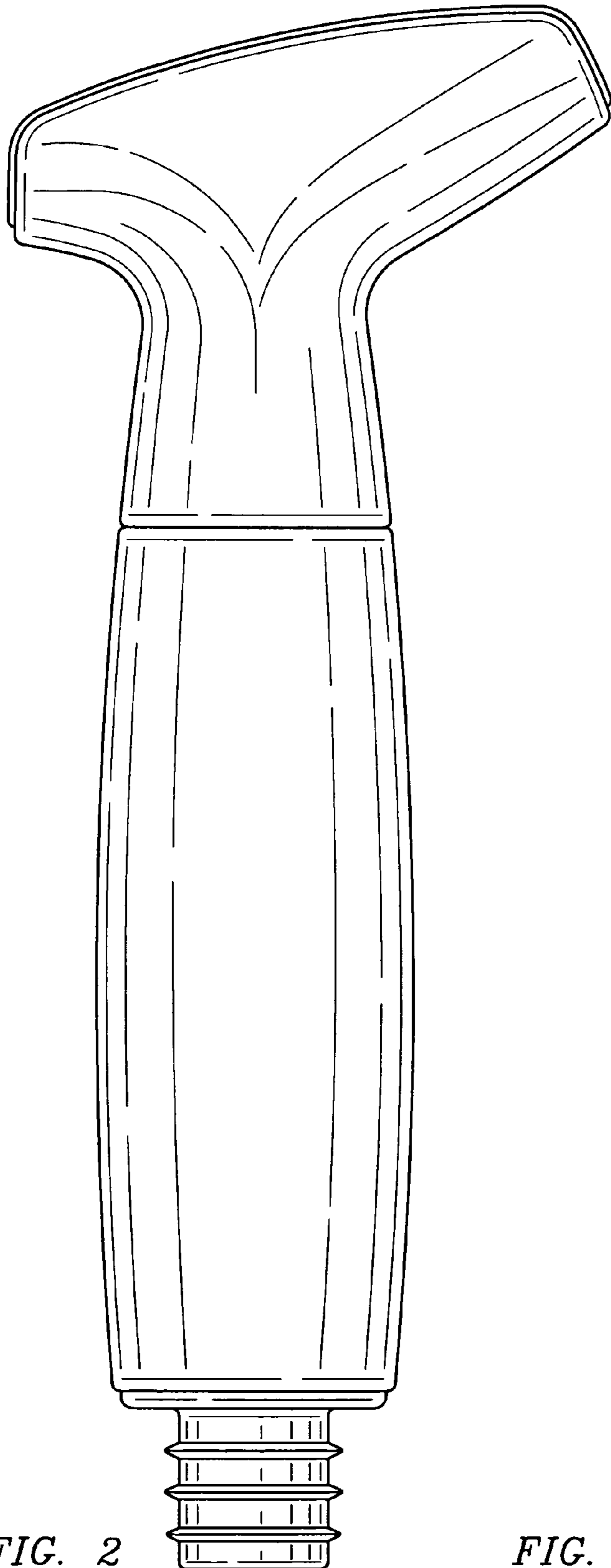


FIG. 3



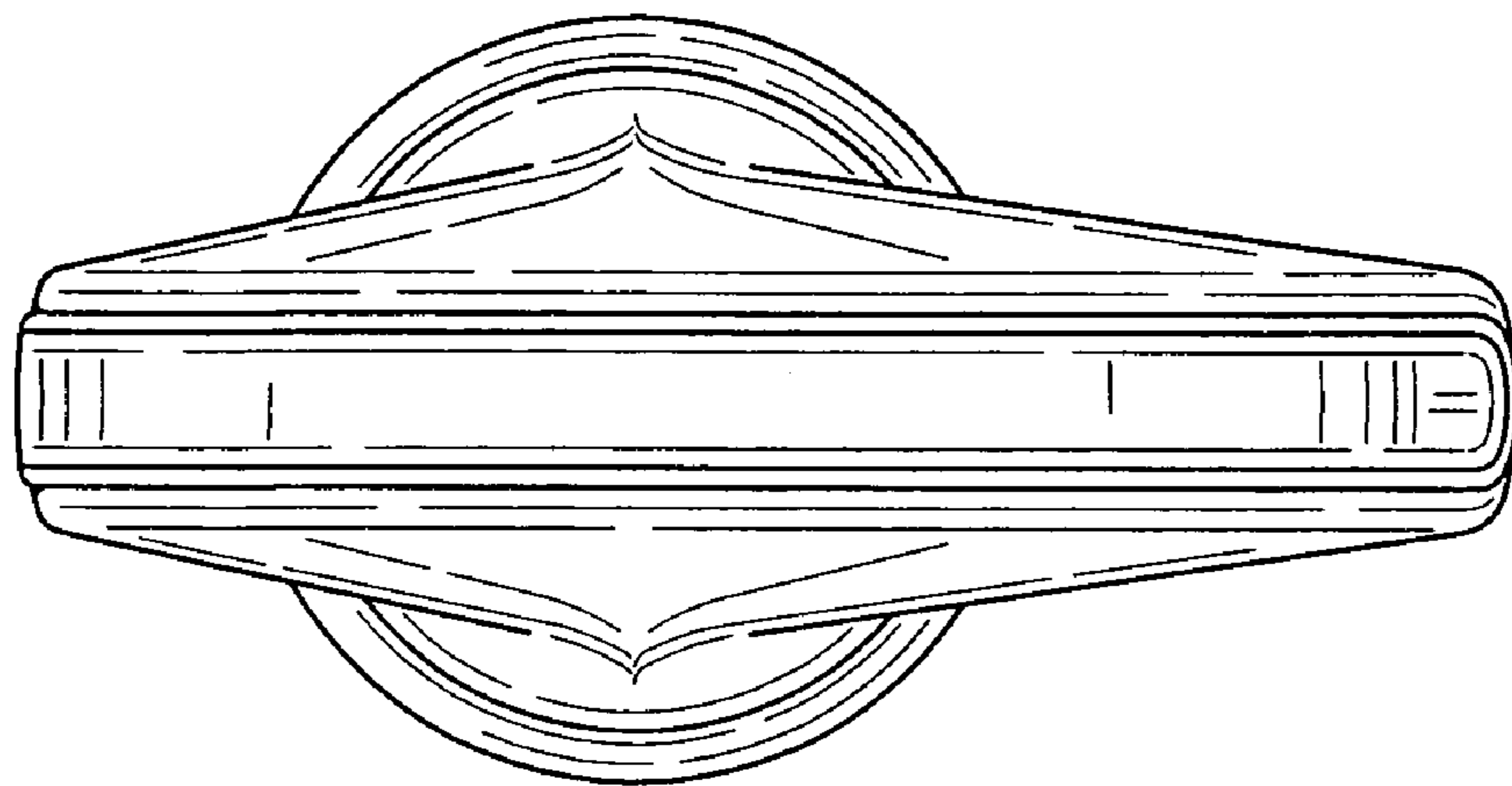


FIG. 5

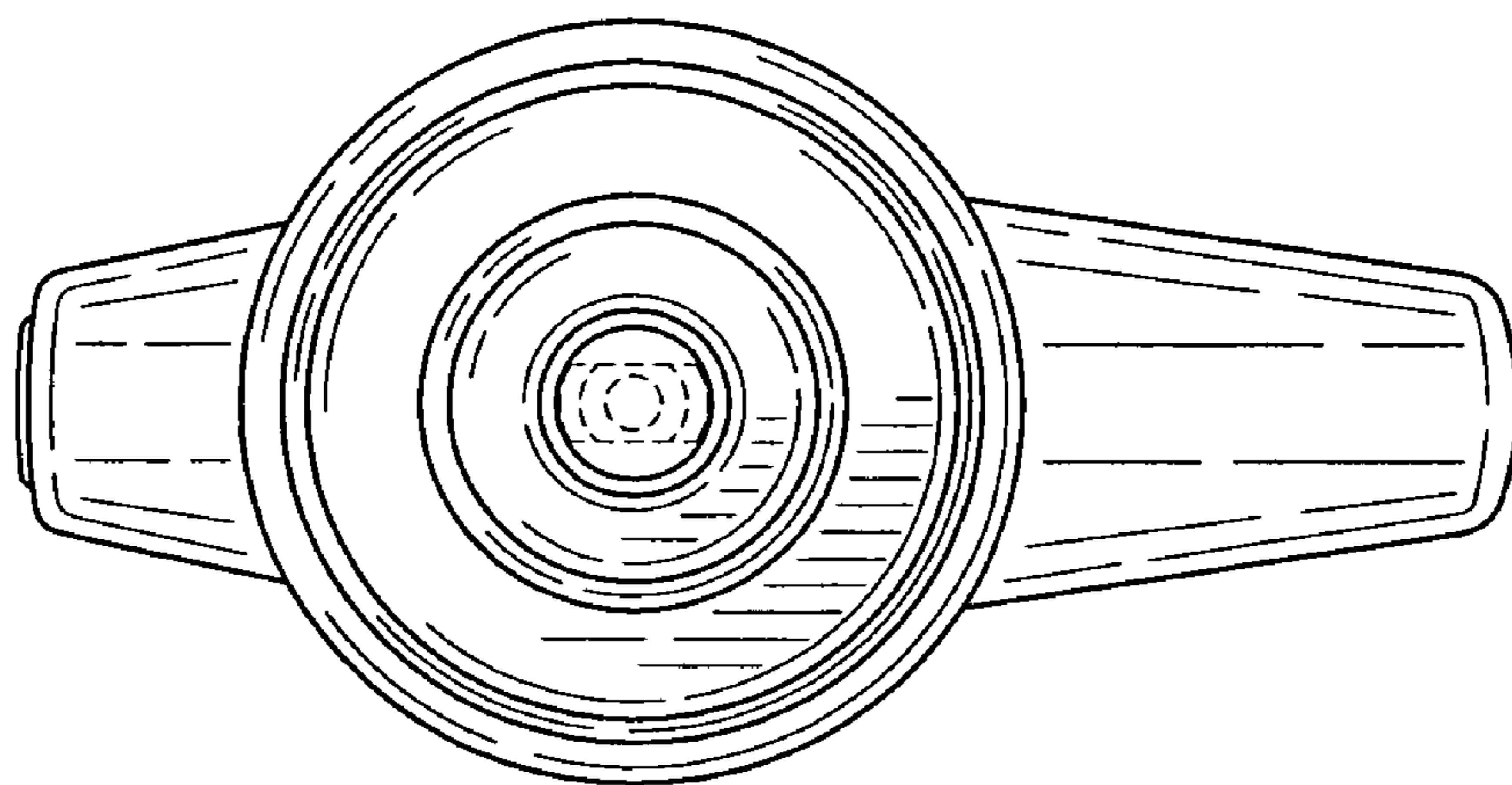


FIG. 6