



US00D602772S

(12) **United States Design Patent**
Suzuki et al.

(10) **Patent No.:** **US D602,772 S**
(45) **Date of Patent:** **** Oct. 27, 2009**

(54) **PACKAGE**

D67,875 S * 7/1925 Cluett D9/432

(75) Inventors: **Takeo Suzuki**, Tokyo (JP); **Michiko Sakamoto**, Tokyo (JP)

(Continued)

(73) Assignee: **Pentax Corporation** (JP)

Primary Examiner—Susan Bennett Hattan
(74) *Attorney, Agent, or Firm*—Sughrue Mion, PLLC

(**) Term: **14 Years**

(57) **CLAIM**

(21) Appl. No.: **29/329,521**

The ornamental design for a package, as shown and described.

(22) Filed: **Dec. 16, 2008**

Related U.S. Application Data

DESCRIPTION

(62) Division of application No. 29/270,509, filed on Dec. 27, 2006.

FIG. 1 is a perspective view of the front, left and bottom of a package according to a first embodiment showing our new design;

(30) **Foreign Application Priority Data**

FIG. 2 is a top plan view thereof;

Sep. 1, 2006	(JP)	2006-023357
Sep. 1, 2006	(JP)	2006-023368
Sep. 1, 2006	(JP)	2006-023369
Sep. 1, 2006	(JP)	2006-024470

FIG. 3 is a front view thereof;

FIG. 4 is a rear view thereof;

FIG. 5 is a left side view thereof;

(51) **LOC (9) Cl.** **09-07**

(52) **U.S. Cl.** **D9/434**

(58) **Field of Classification Search** D9/734,
D9/722, 652, 457, 454, 447, 443, 435, 434,
D9/432, 430, 418, 415, 414, 711, 702, 456;
D8/367, 300; D6/515; D20/40, 27, 22, 11,
D20/10, 28; D14/495, 491, 489, 488, 487;
D11/95, 84, 83, 81, 241, 240, 238, 225, 224,
D11/223, 116; 294/158, 145; 221/63, 48,
221/305, 303; 229/117.23; 16/444; D3/328,
D3/318, 309

FIG. 6 is a perspective view of the front, left and bottom of a package according to a second embodiment showing our new design;

FIG. 7 is a top plan view thereof;

FIG. 8 is a front view thereof;

FIG. 9 is a rear view thereof;

FIG. 10 is a left side view thereof;

FIG. 11 is a perspective view of the front, left and bottom of a package according to a third embodiment showing our new design;

FIG. 12 is a top plan view thereof;

FIG. 13 is a front view thereof;

FIG. 14 is a rear view thereof; and,

FIG. 15 is a left side view thereof.

See application file for complete search history.

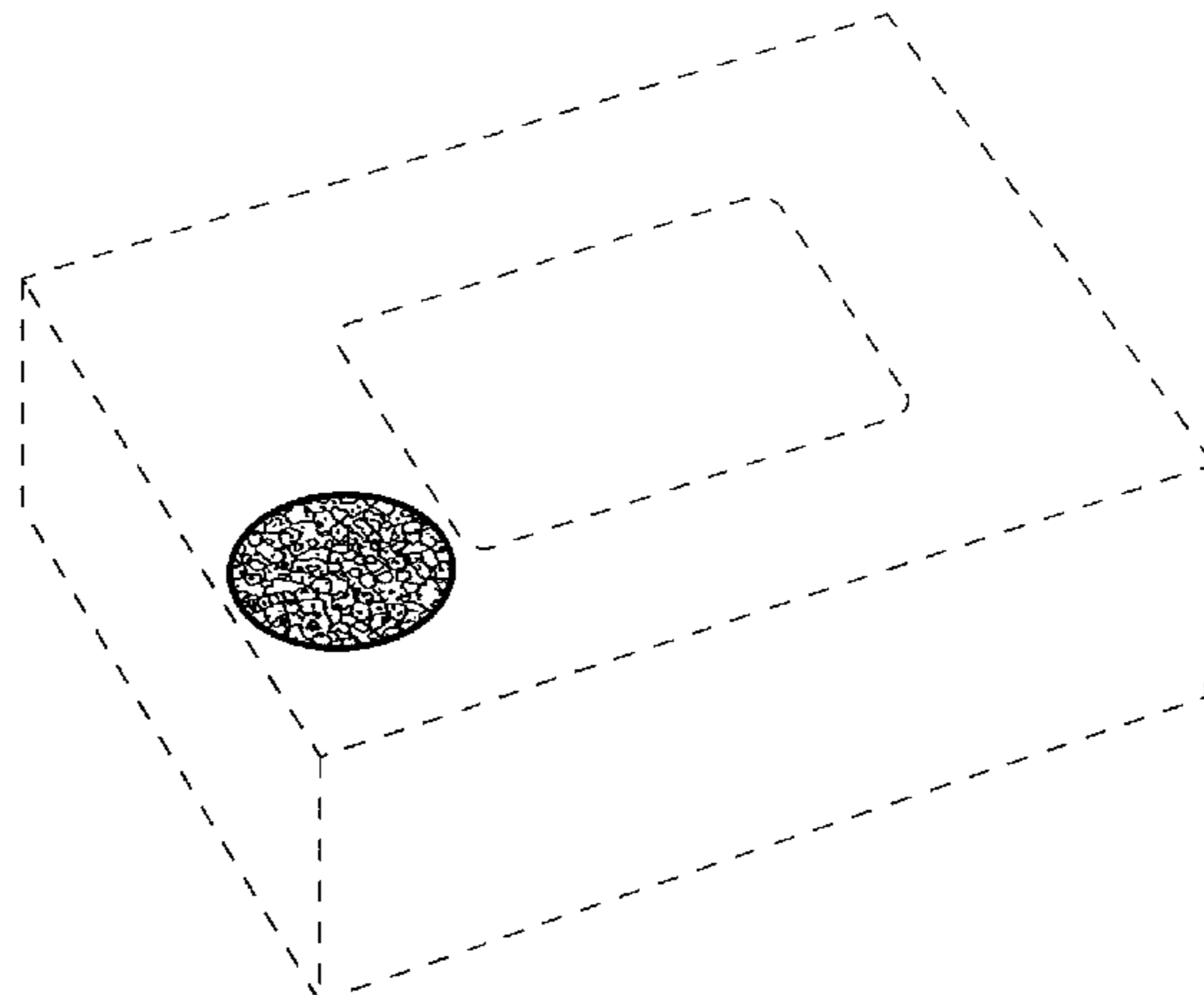
The elements shown in the drawing figures using broken lines depict environmental structure only, and form no part of the claimed design.

(56) **References Cited**

U.S. PATENT DOCUMENTS

D22,726 S	*	8/1893	D'Arcy	D20/27
D25,348 S	*	4/1896	Witsch	D20/26
D51,211 S		8/1917	Page		
D51,212 S		8/1917	Page		
D55,844 S		7/1920	Clancy		

1 Claim, 9 Drawing Sheets



US D602,772 S

Page 2

U.S. PATENT DOCUMENTS

D68,269 S *	9/1925	Mustari	D9/432	D439,344 S *	3/2001	Hehenberger	D24/217
D79,888 S	11/1929	MacMillan		D443,899 S *	6/2001	Stephens	D20/22
D81,676 S *	7/1930	Webber	D9/432	D449,653 S	10/2001	Curry	
D104,202 S *	4/1937	Spencer	D20/40	D491,801 S	6/2004	Chapman	
D129,731 S	9/1941	Lutrell		D494,061 S	8/2004	Brown	
D129,819 S *	10/1941	Ehrenhaft	D9/457	D495,248 S	8/2004	Krebs et al.	
D133,720 S *	9/1942	Illeges	D9/432	D496,274 S *	9/2004	Egawa	D9/432
D135,294 S *	3/1943	Ost	D9/432	D499,019 S	11/2004	Sagmeister et al.	
D232,811 S	9/1974	Edgelington		D524,155 S	7/2006	Coppola et al.	
D259,469 S *	6/1981	Grodin	D9/432	D526,190 S	8/2006	Bolt et al.	
D261,866 S *	11/1981	Matsumoto	D9/432	D532,686 S	11/2006	Wijerama	
D270,618 S *	9/1983	Shillman	D9/415	D543,992 S *	6/2007	Vigesaa	D14/487
D344,102 S	2/1994	Polack et al.		D545,193 S *	6/2007	Berger	D9/456
D357,861 S *	5/1995	Sawa et al.	D9/432	D548,597 S *	8/2007	Berger	D9/456
D359,257 S	6/1995	Miller		D551,969 S	10/2007	Aurilio et al.	
D381,266 S *	7/1997	Genma	D9/432	D553,984 S *	10/2007	Berger	D9/456
D417,235 S *	11/1999	Malik et al.	D19/9	D553,985 S *	10/2007	Berger	D9/456
D427,243 S *	6/2000	Luby et al.	D20/28	D553,986 S *	10/2007	Berger	D9/456
D438,980 S *	3/2001	Hehenberger	D24/217	D568,732 S	5/2008	Kovac	

* cited by examiner

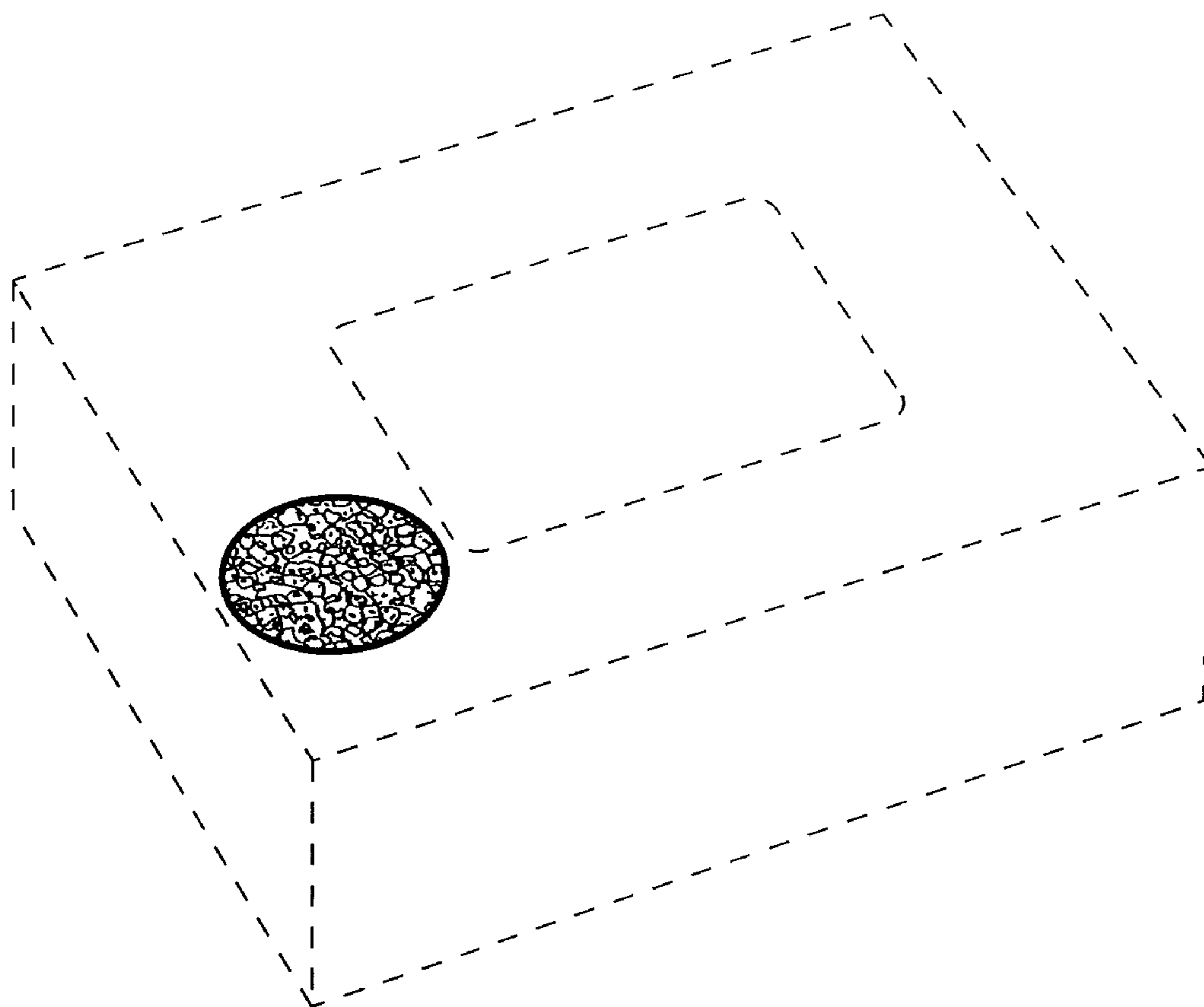


FIG. 1



FIG. 2

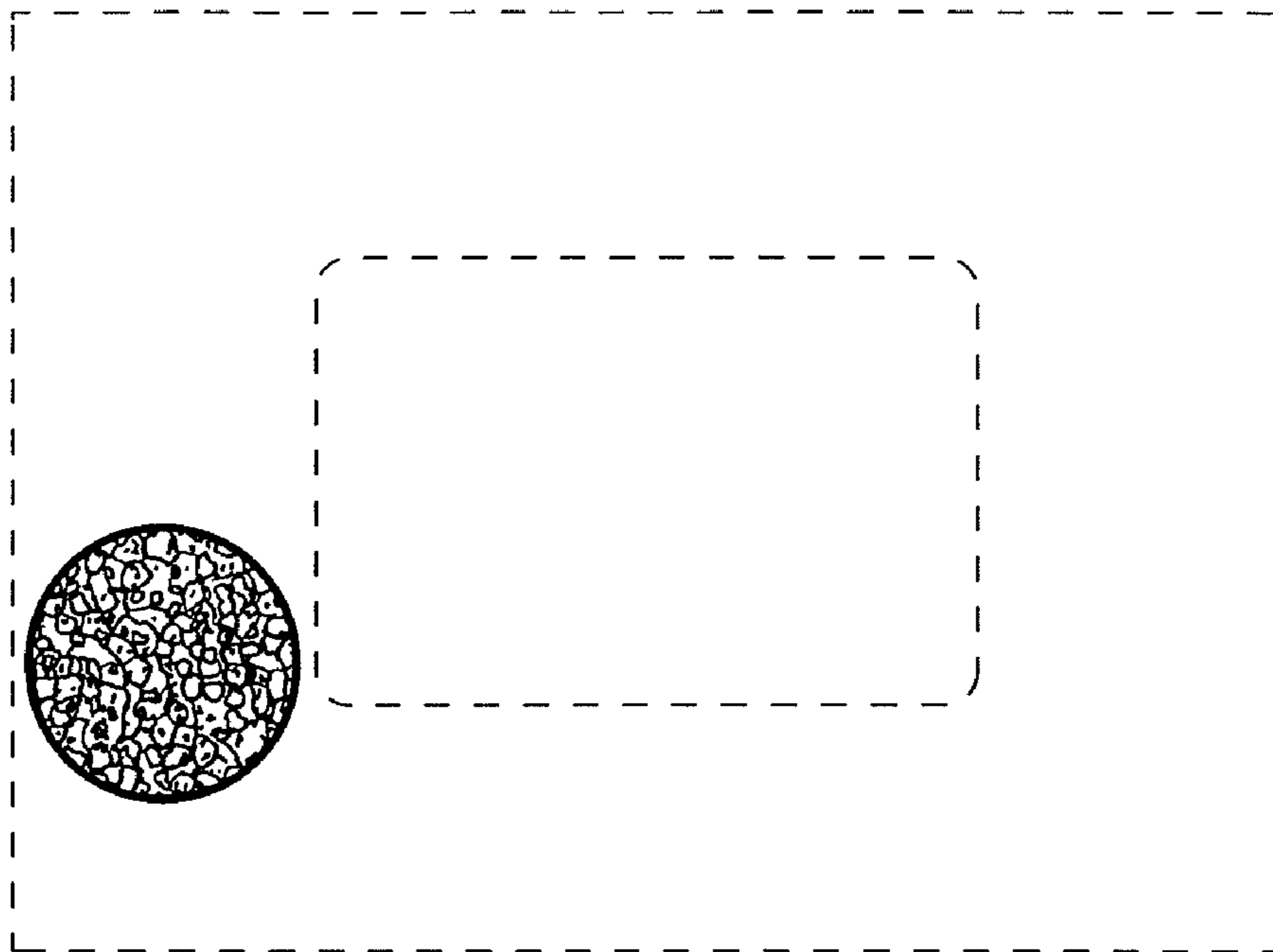


FIG. 3



FIG. 4




FIG. 5

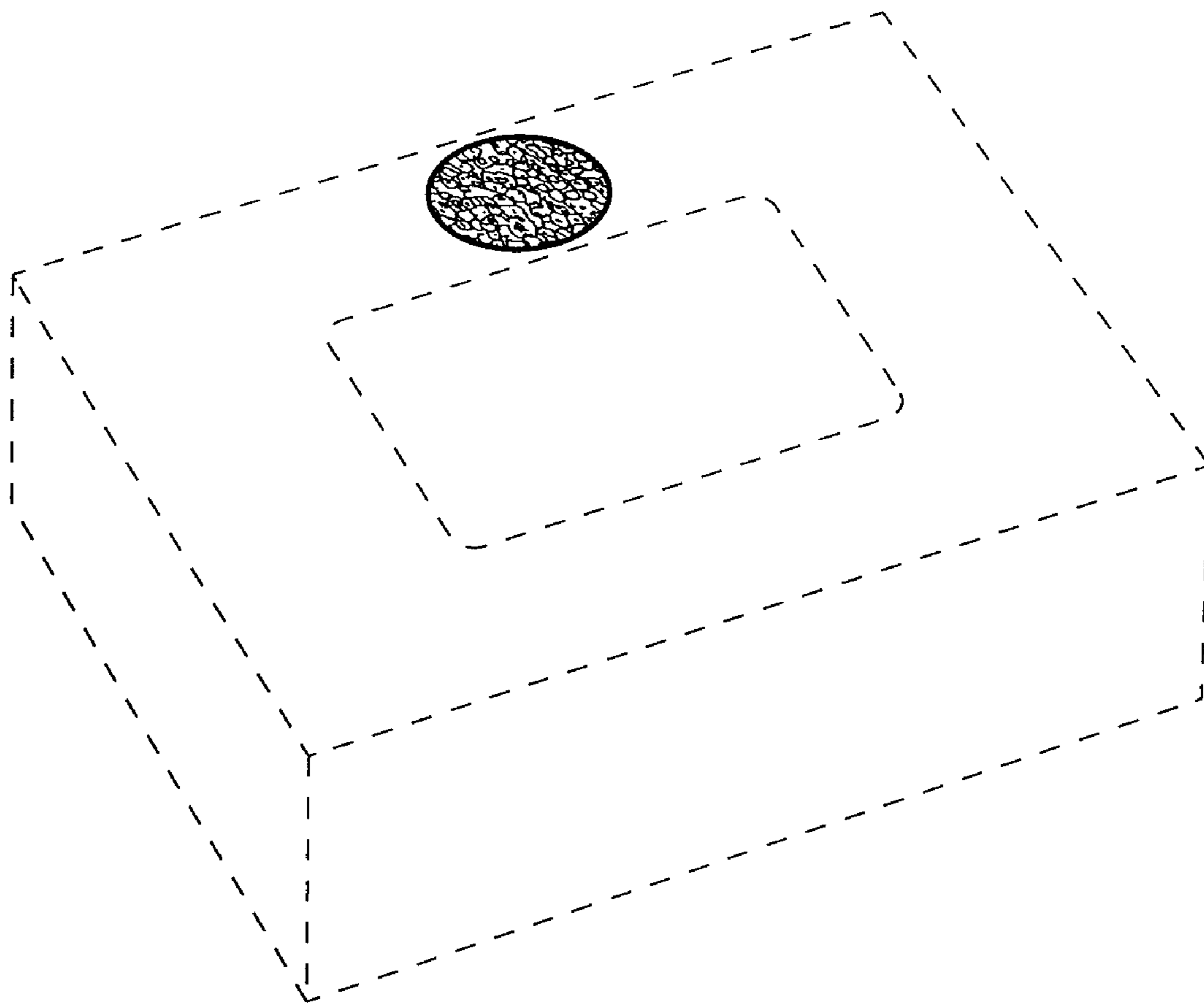


FIG. 6



FIG. 7

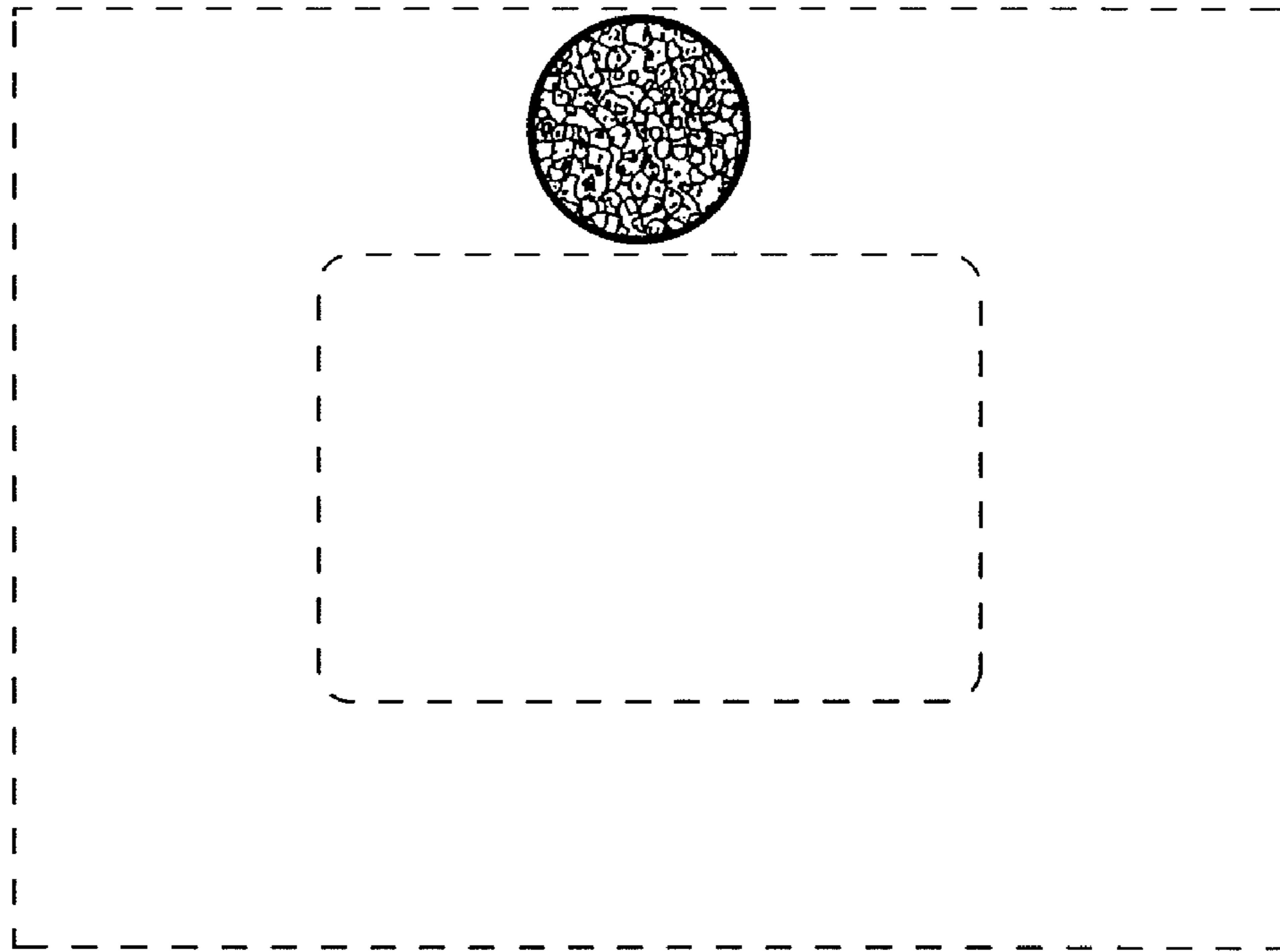


FIG. 8



FIG. 9




FIG. 10

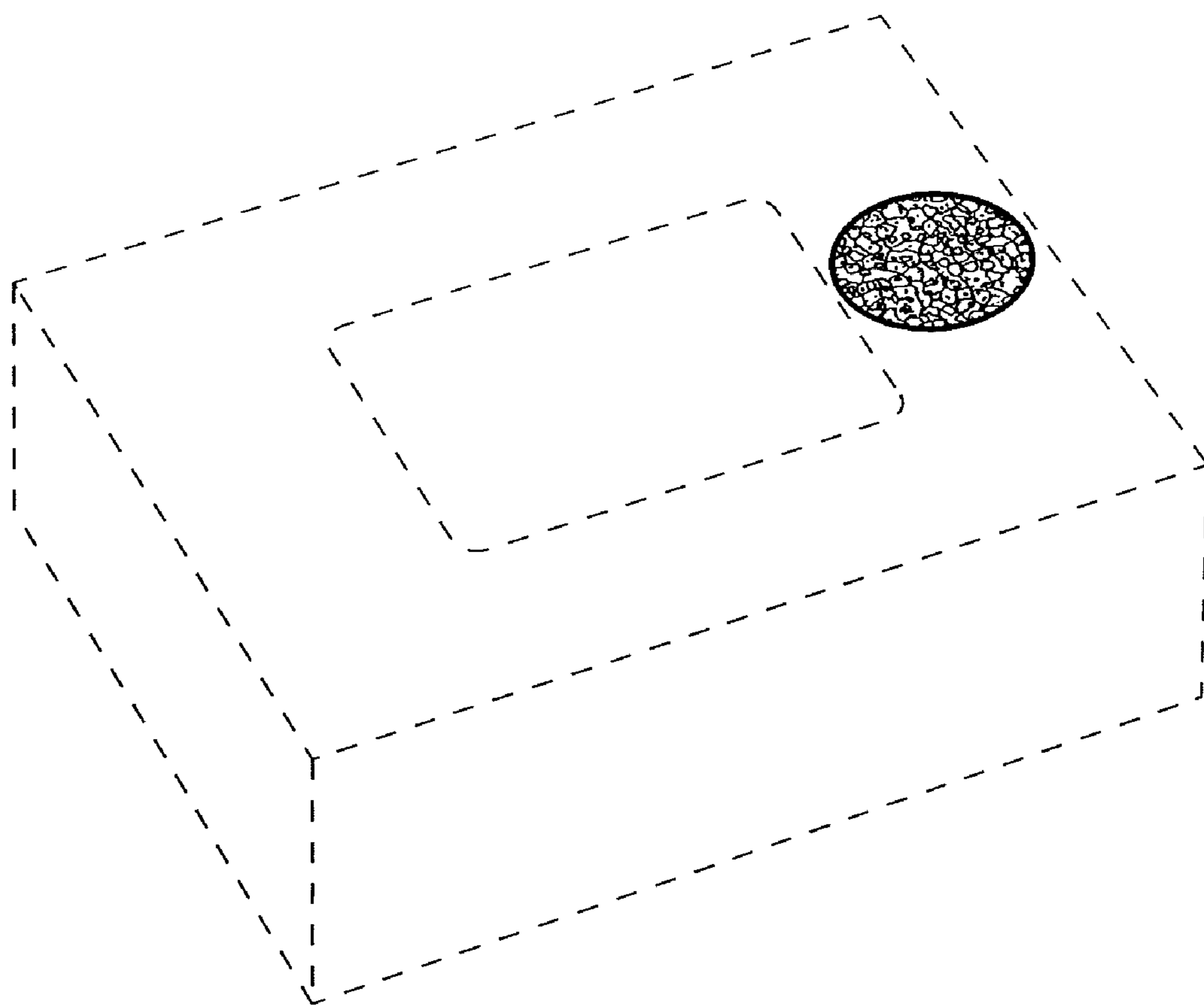


FIG. 11



FIG. 12

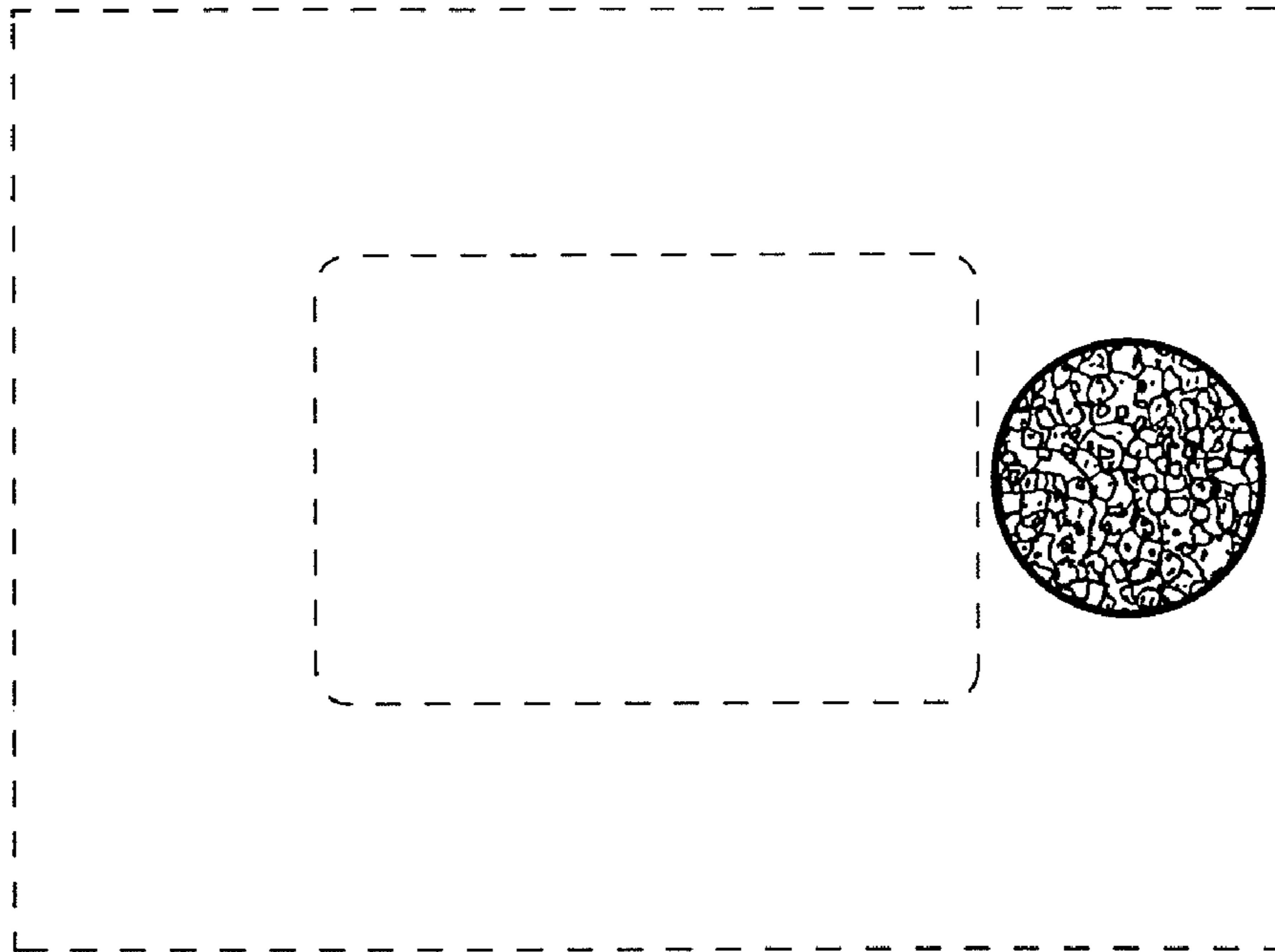


FIG. 13



FIG. 14




FIG. 15

UNITED STATES PATENT AND TRADEMARK OFFICE
CERTIFICATE OF CORRECTION

PATENT NO. : Des. 602,772 S
APPLICATION NO. : 29/329521
DATED : October 27, 2009
INVENTOR(S) : Takeo Suzuki et al.

Page 1 of 1

It is certified that error appears in the above-identified patent and that said Letters Patent is hereby corrected as shown below:

On the title page item [30]: should read:

Foreign Application Priority Data

Sep 01, 2006 [JP] 2006-023357


Sep 01, 2006 [JP] 2006-023368

Sep 01, 2006 [JP] 2006-023369

Sep 01, 2006 [JP] ~~2006-024470~~ 2006-023370

Signed and Sealed this

Sixth Day of April, 2010



David J. Kappos
Director of the United States Patent and Trademark Office