



US00D602758S

(12) **United States Design Patent**
Jou

(10) **Patent No.:** **US D602,758 S**
(45) **Date of Patent:** **** Oct. 27, 2009**

- (54) **CABINET HANDLE**
- (75) Inventor: **Benjamin S. Jou**, Taichung (TW)
- (73) Assignee: **Century Hardware, Inc.**, Taichung (TW)
- (**) Term: **14 Years**
- (21) Appl. No.: **29/333,397**
- (22) Filed: **Mar. 9, 2009**
- (51) **LOC (9) Cl.** **08-06**
- (52) **U.S. Cl.** **D8/315**
- (58) **Field of Classification Search** D8/300–302, D8/305, 313–321, DIG. 1; D6/633; D7/393; D3/291, 318; D23/250–254; 292/347, 336.3; 16/101.1, 412, 414–420, 443–446, 441, 110 R, 16/111 R, DIG. 19, DIG. 20
See application file for complete search history.

D494,808 S *	8/2004	Thomkins	D7/394
D511,083 S *	11/2005	Gurzenda et al.	D8/316
D542,118 S *	5/2007	Fields	D8/317
D552,959 S *	10/2007	Gilboe	D8/317
D553,943 S *	10/2007	Jou	D8/305
D553,944 S *	10/2007	Jou	D8/316
D562,105 S *	2/2008	Mattson et al.	D8/305
D562,106 S *	2/2008	Tor Verges	D8/314
D568,140 S *	5/2008	Hanes	D8/316
D570,186 S *	6/2008	Hanes	D8/317
D574,217 S *	8/2008	Jou	D8/317
D574,694 S *	8/2008	Krumpe	D8/316
D575,621 S *	8/2008	Matijevic	D8/315
D578,371 S *	10/2008	Matijevic	D8/316
D582,247 S *	12/2008	Jou	D8/317
D584,593 S *	1/2009	Jou	D8/317
D584,936 S *	1/2009	Ricereto	D8/315

* cited by examiner

Primary Examiner—Stella M Reid
Assistant Examiner—Mark A Goodwin
(74) *Attorney, Agent, or Firm*—Price, Heneveld, Cooper, DeWitt & Litton

(56) **References Cited**

U.S. PATENT DOCUMENTS

D116,604 S *	9/1939	Hefferan	D8/319
D233,012 S *	10/1974	Tegner	D8/317
D236,874 S *	9/1975	Tegner	D8/317
D239,798 S *	5/1976	Vrignaud	D8/316
D326,991 S *	6/1992	Bishop	D8/317
D368,843 S *	4/1996	Chieda	D8/317
D379,423 S *	5/1997	Caugh et al.	D8/305
D381,252 S *	7/1997	Chieda	D8/317
D384,573 S *	10/1997	Lee	D8/318
D399,117 S *	10/1998	Burns et al.	D8/317
D399,407 S *	10/1998	Burns et al.	D8/317
D401,835 S *	12/1998	Burns et al.	D8/317
D403,571 S *	1/1999	Burns et al.	D8/317
D406,745 S *	3/1999	Burns et al.	D8/317
D411,794 S *	7/1999	O'Neil	D8/305
D413,248 S *	8/1999	O'Neil	D8/317
D422,878 S *	4/2000	Marshall et al.	D8/317
D437,202 S *	2/2001	O'Neil	D8/317
D450,999 S *	11/2001	Dewald et al.	D8/317

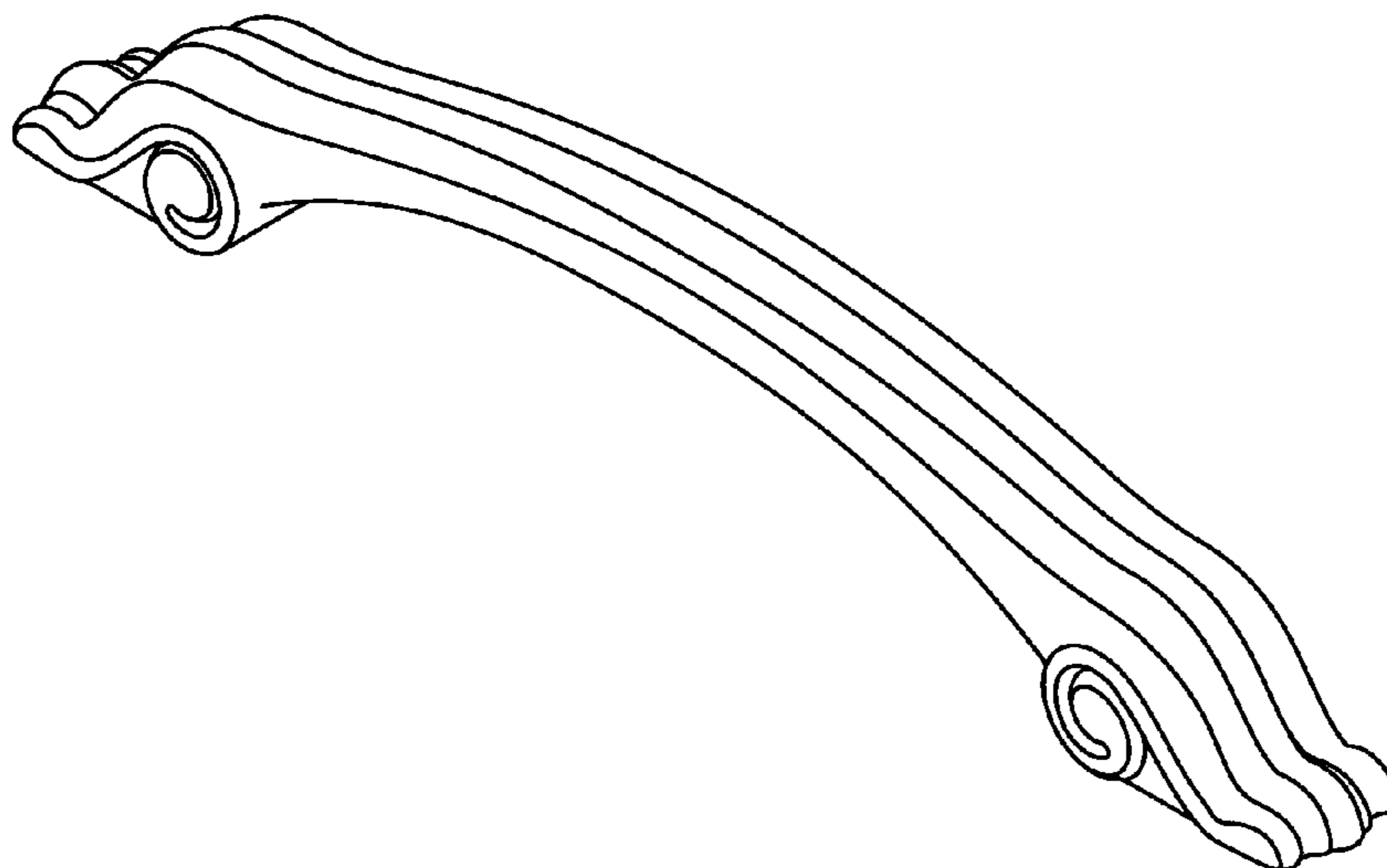
(57) **CLAIM**

I claim the ornamental design for the cabinet handle, as shown and described.

DESCRIPTION

FIG. 1 is a perspective view of a cabinet handle showing my new design;
FIG. 2 is a side view thereof;
FIG. 3 is an end view thereof;
FIG. 4 is a top view thereof; and,
FIG. 5 is a bottom view thereof.
The broken line showing of the holes in FIG. 5 is included for the purpose of illustrating a portion of the cabinet handle and forms no part of the claimed design.

1 Claim, 1 Drawing Sheet



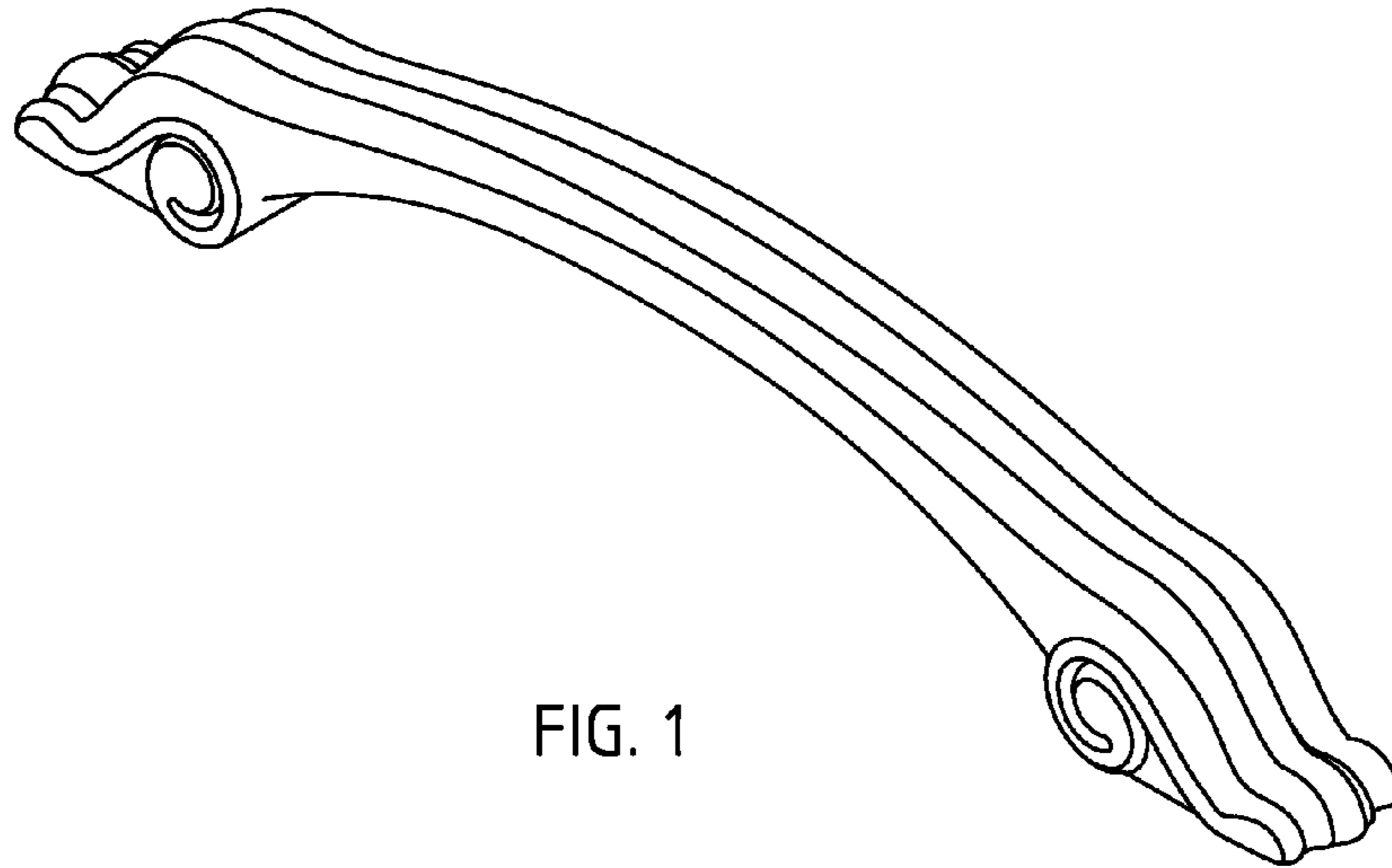


FIG. 1



FIG. 2

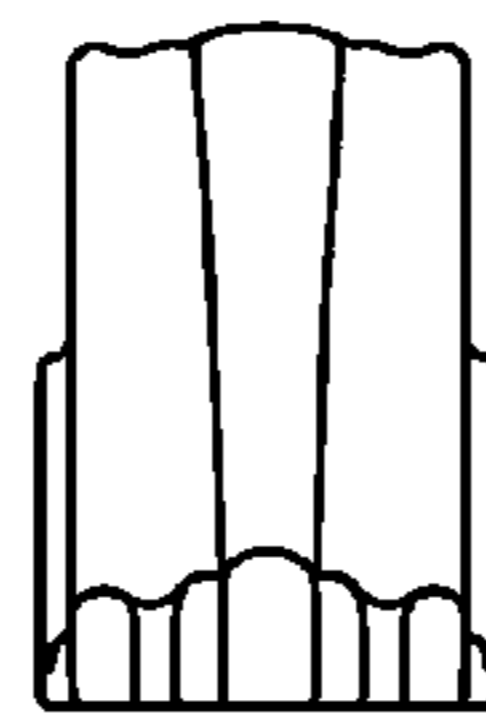


FIG. 3

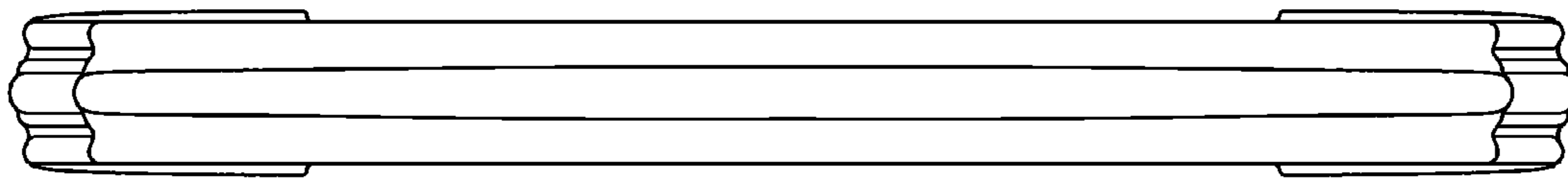


FIG. 4




FIG. 5