



US00D602751S

(12) **United States Design Patent**  
**Boies et al.**

(10) **Patent No.:** **US D602,751 S**  
(45) **Date of Patent:** **\*\* Oct. 27, 2009**

(54) **SPADE HEAD**

(75) Inventors: **David Boies**, Levis (CA); **Andre Fortier**, Bethier-sur-Mer (CA); **Marie-Claude Guay**, Lac-Beauport (CA)

(73) Assignee: **Garant GP**, Saint-François (CA)

(\*\*) Term: **14 Years**

(21) Appl. No.: **29/333,512**

(22) Filed: **Mar. 11, 2009**

**Related U.S. Application Data**

(62) Division of application No. 29/295,232, filed on Oct. 29, 2007, now Pat. No. Des. 592,920.

(30) **Foreign Application Priority Data**

Sep. 24, 2007 (CA) ..... 122405

(51) **LOC (9) Cl.** ..... **08-01**

(52) **U.S. Cl.** ..... **D8/10**

(58) **Field of Classification Search** ..... D8/10,  
D8/107, 1; 294/49, 54.5, 57; 56/400.1  
See application file for complete search history.

(56) **References Cited**

**U.S. PATENT DOCUMENTS**

- D189,486 S 12/1960 Walsh
- 3,848,915 A \* 11/1974 Wherry ..... 294/49
- D250,083 S \* 10/1978 Insalaco ..... D8/10
- D262,351 S 12/1981 Oas
- D300,199 S \* 3/1989 Ipema ..... D8/10
- D384,873 S 10/1997 Aquilina

- D397,279 S \* 8/1998 Rich et al. .... D8/10
- 5,826,929 A 10/1998 Tisbo et al.
- 5,826,930 A 10/1998 Whitehead et al.
- D405,573 S \* 2/1999 Tisbo et al. .... D32/49
- D409,886 S \* 5/1999 Whitehead et al. .... D8/10
- 5,951,078 A 9/1999 Whitehead et al.
- D417,825 S \* 12/1999 Tisbo et al. .... D8/10
- D435,406 S 12/2000 Alexander et al.
- D475,601 S 6/2003 Huang
- D487,680 S \* 3/2004 Sickler et al. .... D8/10
- D506,654 S \* 6/2005 Costa ..... D8/10
- D527,960 S 9/2006 Fortier
- D534,045 S \* 12/2006 Fortier ..... D8/10
- D548,550 S \* 8/2007 Yeh ..... D8/10
- D563,181 S \* 3/2008 Gailey ..... D8/10
- D570,653 S \* 6/2008 Baker ..... D8/10
- D572,094 S \* 7/2008 Rosine et al. .... D8/10
- D588,883 S \* 3/2009 Randolph et al. .... D8/10

\* cited by examiner

*Primary Examiner*—Holly H Baynham

*Assistant Examiner*—Sheryl Lane

(74) *Attorney, Agent, or Firm*—Goudreau Gage Dubuc

(57) **CLAIM**

The ornamental design for a spade head, as shown and described.

**DESCRIPTION**

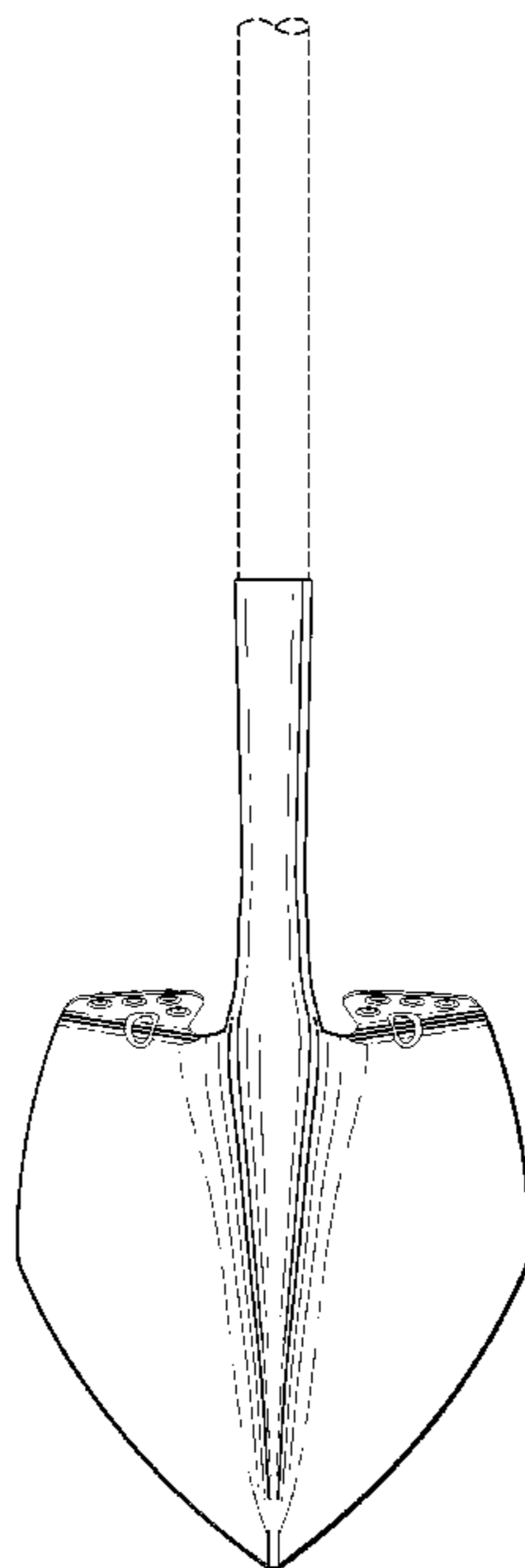
FIG. 1 is a front view of the spade head;

FIG. 2 is a back view of the spade head; and,

FIG. 3 is a side view of the spade head.

The broken line showing of shovel is included for the purpose of illustrating portions of the article and forms no part of the claimed design.

**1 Claim, 3 Drawing Sheets**



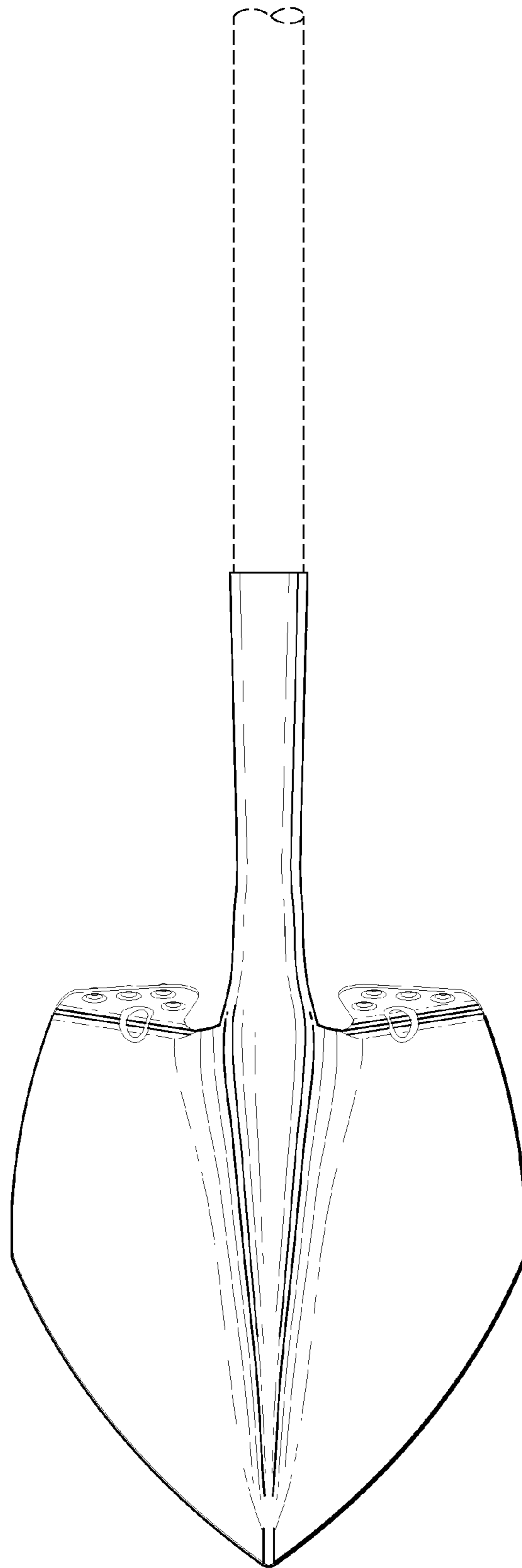


FIG. 1

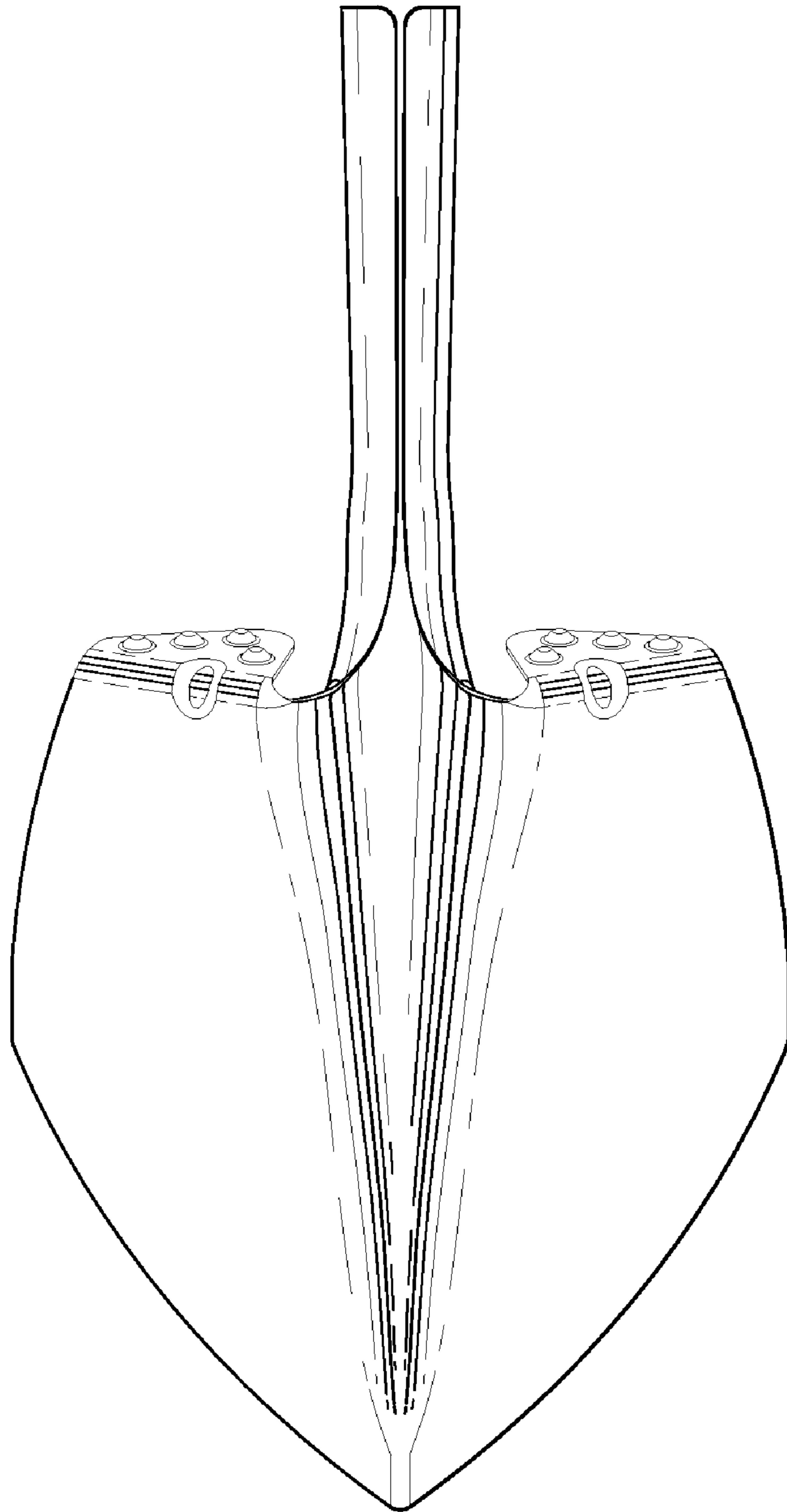


FIG. 2

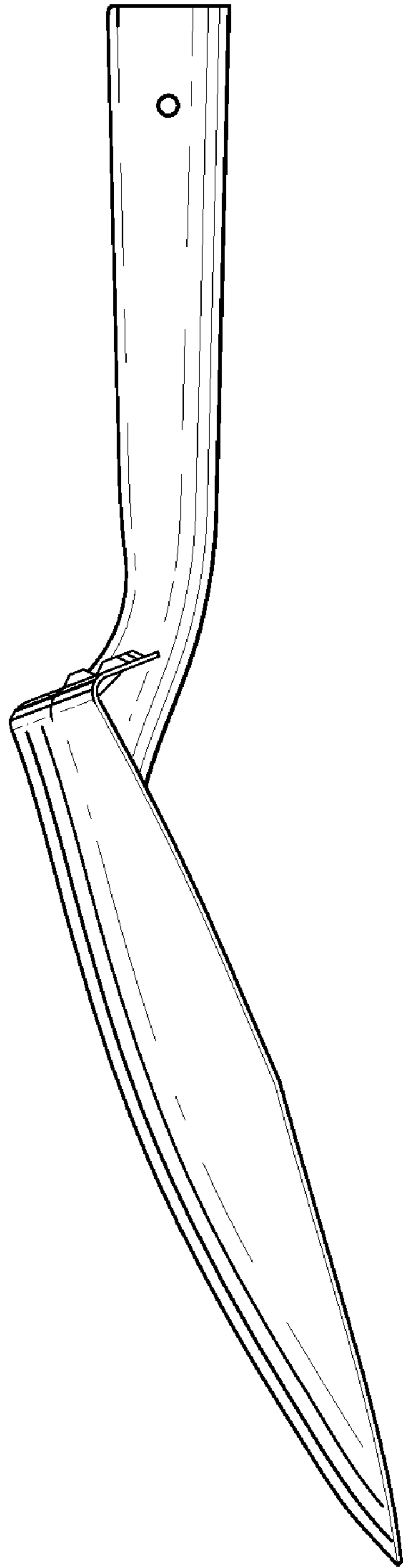


FIG. 3